

1. Collaboration Jobs (CollabJobs v5.0)	2
1.1 Job Basics (CollabJobs v5.0)	3
1.2 Form Design (CollabJobs v5.0)	22
1.2.1 Composer (CollabJobs v5.0)	26
1.2.1.1 Anonymous Forms - Composer Save Challenge (CollabJobs v5.0)	35
1.2.1.2 Creating a Custom Inform Attachment Field (CollabJobs v5.0)	39
1.2.2 Maestro (CollabJobs v5.0)	40
1.2.2.1 Anonymous Forms - Maestro Save Challenge (CollabJobs v5.0)	43
1.2.3 Transact Manager Form Configuration (CollabJobs v5.0)	44
1.2.4 Task Assign Repeat Context (Advanced Topic) (CollabJobs v5.0)	49
1.2.5 Form Bundle Context (Advanced Topic) (CollabJobs v5.0)	51
1.3 Admin Operations (CollabJobs v5.0)	52
1.4 Form Space (CollabJobs v5.0)	59
1.5 Step By Step Examples (CollabJobs v5.0)	73
1.5.1 1 Step Review Job (CollabJobs v5.0)	75
1.5.2 Multi Step Group Review Job (CollabJobs v5.0)	87
1.5.3 Customer Onboarding Job - Form Bundle (CollabJobs v5.0)	95
1.5.4 Maestro Customer Onboarding Job - Form Bundle (CollabJobs v5.0)	100
1.5.5 Maestro Form and Job Example Assets (CollabJobs v5.0)	101
1.6 Advanced Examples (CollabJobs v5.0)	102
1.6.1 Task Cancellation Processor (CollabJobs v5.0)	104
1.6.2 Customer Onboarding Job - Dynamic Form Bundles (CollabJobs v5.0)	105
1.6.3 Step Expiry (CollabJobs v5.0)	106
1.6.4 Anonymous Tasks Example 1 (CollabJobs v5.0)	111
1.6.5 Asynchronous Step Execution (CollabJobs v5.0)	113
1.6.6 Task Types - Anonymous, Form and Review (CollabJobs v5.0)	117
1.6.7 Cancelling an Anonymous Task (Maestro Form Configuration) (CollabJobs v5.0)	121
1.7 Job Services And Groovy Services (CollabJobs v5.0)	124
1.8 Documentation (CollabJobs v5.0)	125
1.9 Transact Collaboration Jobs API Reference (CollabJobs v5.0)	127
1.9.1 com.avoka.fc.core.service.job (CollabJobs v5.0)	128
1.9.1.1 ActionContext (CollabJobs v5.0)	129
1.9.1.2 ActionResult (CollabJobs v5.0)	132
1.9.1.3 ActionResult.Status (CollabJobs v5.0)	136
1.9.1.4 IJobActionService (CollabJobs v5.0)	138
1.9.1.5 IJobController (CollabJobs v5.0)	140
1.9.1.6 JobEventLogService (CollabJobs v5.0)	143
1.9.2 com.avoka.fc.core.service.job.config (CollabJobs v5.0)	145
1.9.2.1 ActionDef (CollabJobs v5.0)	146
1.9.2.2 IDefJsonSerializer (CollabJobs v5.0)	150
1.9.2.3 JobDef (CollabJobs v5.0)	151
1.9.2.4 JsonSerializerUtils (CollabJobs v5.0)	157
1.9.2.5 StepDef (CollabJobs v5.0)	159
1.9.3 com.avoka.fc.core.service.job.impl (CollabJobs v5.0)	166
1.9.3.1 AbstractJobActionService (CollabJobs v5.0)	167
1.9.3.2 ActionStepProperties (CollabJobs v5.0)	170
1.9.3.3 GroovyJobActionService (CollabJobs v5.0)	175
1.9.3.4 JobActionUtils (CollabJobs v5.0)	179
1.9.3.5 JobActionWaitService (CollabJobs v5.0)	192
1.9.3.6 JobControllerService (CollabJobs v5.0)	194
1.9.3.7 JobDeliveryService (CollabJobs v5.0)	201
1.9.3.8 JobDeliveryWaitService (CollabJobs v5.0)	203
1.9.3.9 JobFormStartService (CollabJobs v5.0)	205
1.9.3.10 JobFunctions (CollabJobs v5.0)	208
1.9.3.11 JobProcessMessageService (CollabJobs v5.0)	216
1.9.3.12 JobReceiptWaitService (CollabJobs v5.0)	219
1.9.3.13 JobTaskAssignActionBuilder (CollabJobs v5.0)	221
1.9.3.14 JobTaskAssignService (CollabJobs v5.0)	225
1.9.3.15 JobTaskWaitService (CollabJobs v5.0)	233
1.9.4 Constants (CollabJobs v5.0)	235
1.10 Job Reuse (CollabJobs v5.0)	237
1.11 Form Bundles (CollabJobs v5.0)	238

Avoka Transact

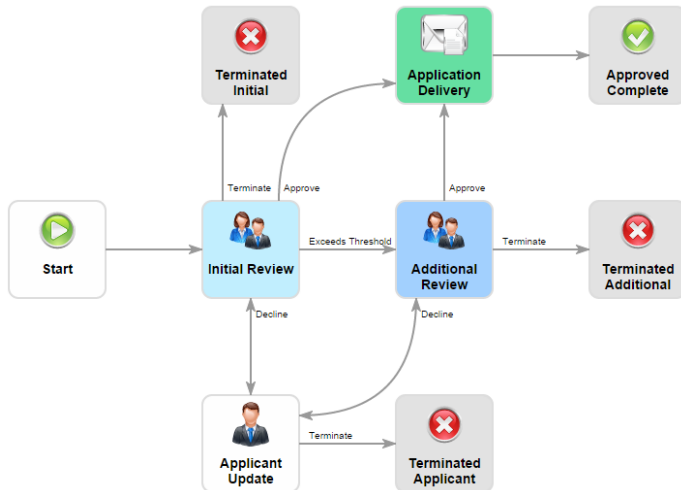
Collaboration Jobs (CollabJobs v5.0)

What Is the function of Collaboration Jobs?

Collaboration Jobs provide a simple ways in Transact to do the following:

Bundle Scenarios: such as customer on-boarding forms. For example a new banking customer fills out an initial form which has some common fields and a list of products which they select those are interested in. On submission the user is then presented with a list of forms, one for each product.

Simple Workflows* : such as the common review and approval type workflows.



Note: * You can actually build quite complex workflows with the Transact collaboration framework. The focus, however, is on simplicity, robustness, and reliability. For this reason, there is no BPMN notation, and very few settings that can be configured by non-programmers. If you want any of these, purchase a BPM system.

Additional Documentation

Collaboration Job developers should also refer to the [Documentation \(CollabJobs v5.0\)](#) for information relating to the specific version of Transaction Manager.

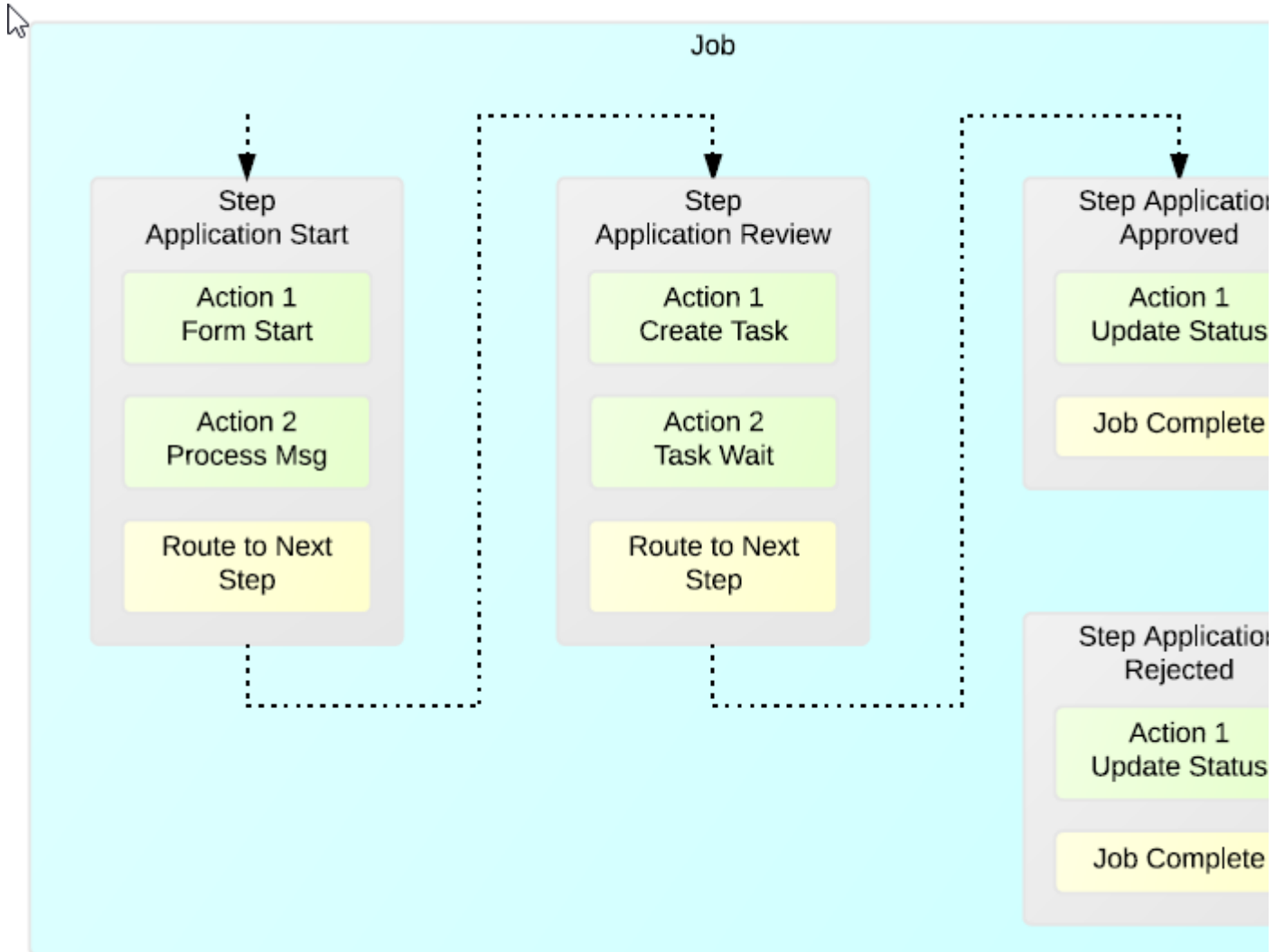
Job Basics (CollabJobs v5.0)

Building Blocks

Job Composition

Job, Step, Action Hierarchy

A **Job** contains 2 or More **Steps**, each **Step** contains one or more **Actions** as shown in the diagram below. This hierarchy is important to understand as it flows down into the design of the Job Database Entities and the structure of the Job Definition (JSON).



Job Instances

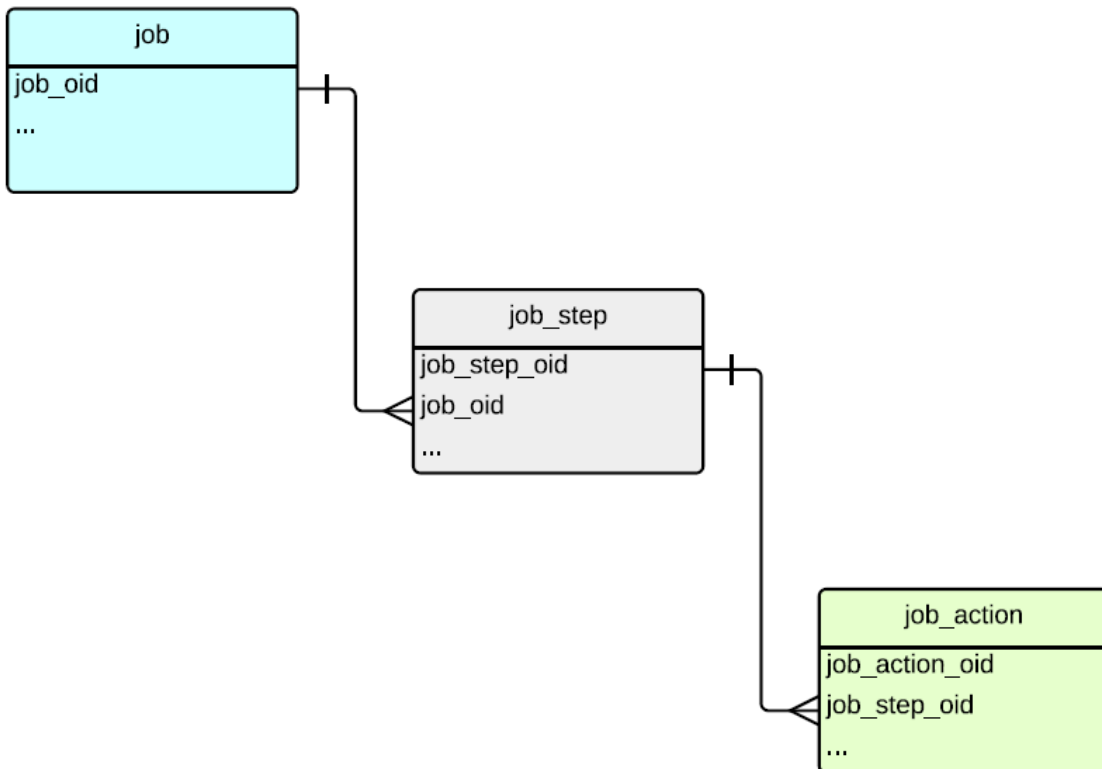
Let's look at a happy day scenario where the application is approved. This follows the dotted line in the diagram in the Job, Step, Action Hierarchy section above.

The Diagram below shows the job execution from left to right of a single job instance. The Job is started when a form is initially submitted. The job runs its start step **Application Start**, it completes its actions **Form Start** and **Process Msg** in order. The job is routed to the **Application Review** step which completes the **Create Task**. The **Task Wait** actions complete and then the step select the **Application Approved** as the next step. The **Update Status** action is run. As the step is an endpoint the step completes, and the Job completes.



Job Database Entities

The Entity Relationship diagram below is a simple representation of the database tables job instances are stored in the **job** table, step instances are stored in the **job_step** table, action instances are stored in the **job_action** table.



Job Definition

Jobs are defined in a single text JSON format text structure. The block below is a sample job definition.

We can see that in the job definition has a first level property **steps** which holds an array of step objects. The individual step objects have a property **actions** which contains a list of the step actions in an array.

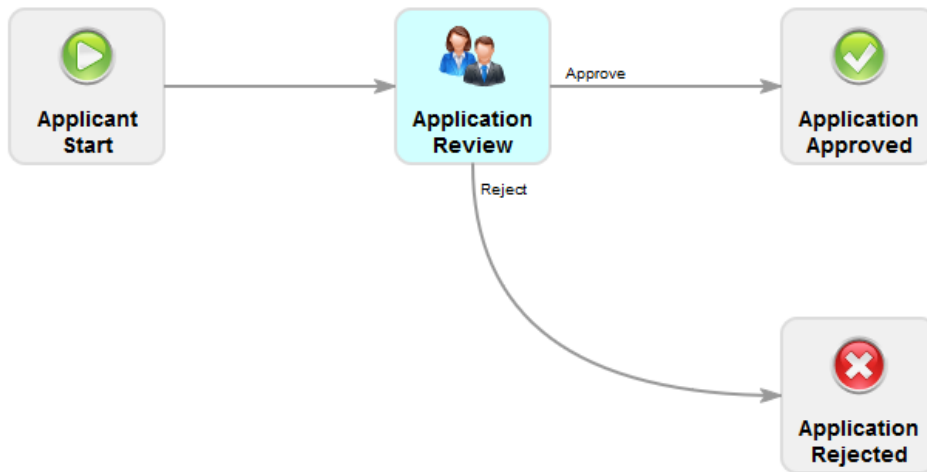
The attributes are described in detail in the [Job Definition Structure](#) section.

Note:

- The order that the actions appear is the order that they are processed within the step.
- The order in which the steps are listed does not matter.

Steps and Routes

A **Step** completes by executing all its **Actions** in order. The last **Action** may return a **Route Name** result. A lot of the time this **Route Name** is selected by a user when they fill in a form. Steps define **Routes** which are mappings between route name and the **Next Step** that will be run. The job processing is a finite state machine, with the steps being the states.



If we look at the Application Review step in the diagram above. The first action creates and assigns a Group Task. A user who is a member of that group can open the form associated with the task see form below. They are required to select a route name and submit the form.

Reference Code: 65E8MG

Application Review - Job TMDE7N

Have you previously started a form? [Resume a saved form](#)

Save For Later

Job Example 1

Job Number: TMDE7N Step: Application Review

Data

First Name *
John

Last Name *
Smith

Email *
jsmith@anonymous.com

Test Field

Drivers License
Click to Upload

Route Name *
Approve
Approve
Reject

Submit

If the user selects **Approve** it is routed to Application Approve, If they select **Reject** it is routed to Application Rejected.

Job

Job Statuses

- **In Progress** - the job is active and in progress
- **Completed** - the job has been completed. This happens when an endpoint step has completed.
- **Expired** - this happens when an Endpoint expiry job has been automatically expired by the system
- **Cancelled** - the job has been manually cancelled by an administrator.
- **Error** - there is a critical/unrecoverable error with the job, it requires operator intervention before it can be run

Job Execution

This is important to know the execution modes that are used by Collaboration Jobs as they differ for Form Bundles and Review And Approval jobs. This difference has licensing implications.

A Scheduled Job - **Collaboration Job Controller** runs every minute see screenshot below. Note the schedule period is configurable.

Scheduled Jobs

Home Dashboard ▶ Scheduled Jobs

Refresh Pause All Jobs Resume All Jobs Restart Scheduler New Scheduled Service Job New

Job Scheduler running on server node USR-LBUNTON.

Job Name	Status	Type	Schedule	Next Run	Last Run	First Run	Acti
Collaboration Job Controller	Normal	Simple	1 min	10:35 AM 10 Apr 15	10:34 AM 10 Apr 15	10:53 AM 2 Apr 15	

The Schedule Job kicks off a single thread (**Job Thread**) that loops over each job instance that is available for processing. It loads the associated Job Controller Service (Job Definition) and executes the Job processing. Whether a job is available for processing depends upon the job, step and action status, please see [actionservices](#) section below for more details.

Once the Job Thread has finished processing all the jobs it closes. Note the scheduler will only start 1 Job Thread at a time. A large backlog of work could take the Job Thread more than a minute to complete. A new Job Thread will not be started until the previous one has completed.

Standard Mode

License: 1 job counts as 2 transactions irrespective of the number of submissions in a job instance.

Use: Review and Approval jobs

User submission completes:

1. The standard form submission processing
2. Calls a job and runs a callback that makes it ready for processing.

Job Thread runs (up to 60 seconds later) and executes the job processing.

Considerations

- Pausing the scheduler job **Collaboration Job Controller** stops these jobs processing.
- The standard mode of processing separates submissions from processing. The Submission is not slowed down by having to run the job processing.
- There is a delay between when the submission is completed and the processing begins this can be up to a minute. Issues can occur for:
 - Form Bundles scenario where tasks are immediately assigned back to the same user.
 - Demonstrating Review and Approval Job (non production)
- Developing and debugging is easier in this mode. Jobs can be failed at certain actions. This action programming or configuration can be fixed and the job retried and the action completed.
- Automatic retry and recovery.
- Best for where there are many participants in the job.

Process Immediate Mode

License: Per individual submission.

The Process Immediate Mode is used by Form Bundles such as customer on-boarding forms. For example, a new banking customer fills out an initial form which has some common fields and a list of products which they select those they are interested in. On submission, the user is then presented with a list of forms to complete, one for each product.

The process immediate mode works as follows

User Thread completes:

1. the standard submission processing
2. the callback to make the job ready for processing
3. the next part of the collaboration job instead of the Collaboration Job Controller

Considerations

- Pausing the scheduler job **Collaboration Job Controller** stops these jobs processing but does not stop Jobs from completing.
- Recommended Uses
 - Form Bundles where there is a single participant for completing all tasks.
 - Demonstrating Review and Approval Job (non production)
- Debugging is harder in this mode. Note there is a transaction associated with the whole form submission - user thread execution. If an error occurs all 3 items will be rolled back. Including steps and actions executed as well as job event logs.

- The job processing adds time to the submission completion, the end user can be waiting some time before the user is presented with the submission completed page. For Form Bundles it may take an extra 5 - 10 seconds to run the Job that creates the form tasks. However we need to create the tasks before we can present the results back to the same user with the list of forms on the submission completed page.

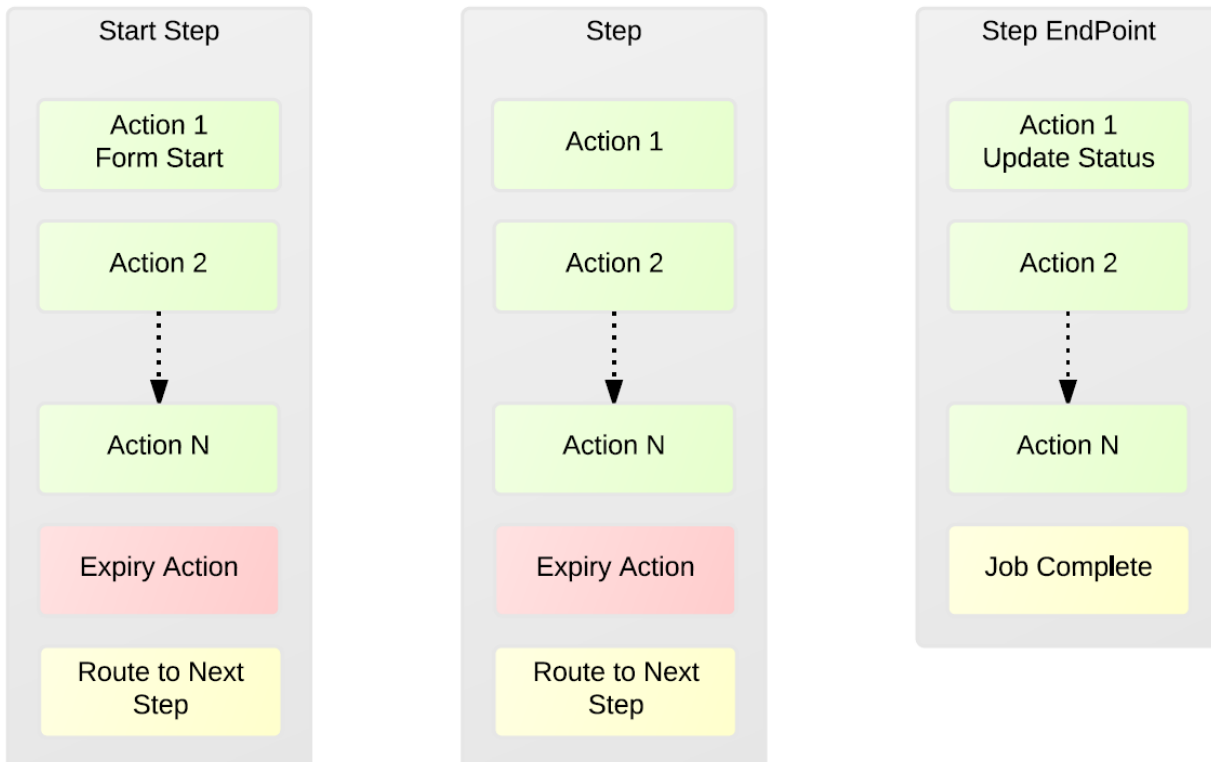
Step

Step Status

- **In Progress** - the step is active and in progress has actions that have not completed.
- **Completed** - the step is completed
- **Expired** - See the Step Expiry below.
- **Cancelled** - the step has been manually cancelled by an administrator

Step Processing

A Standard Step is structured as per the center "Step" in the following diagram. The step contains a list of 1 to "n" Actions which are executed in order. They can optionally define an Expiry Action which is discussed in the Expiry section below. They contain 1 or more routes.



One of the Steps in the job must be defined as type **Start**. The Start step has the same structure as the standard step. Usually, Jobs are started by a form submission so the first Action **Start** Steps is usually a **Job Form Start** Action services (see Job Action Services below).

A job can have 1 or more **Endpoint** Steps. Endpoints can execute 0 or more actions, these actions might update processing status or send an email. When the actions complete, the step completes and the job completes. There are 2 endpoint Steps in Job Diagram from the Step Routing section above; Application Completed and Application Rejected. They represent the State of the job when it completes.

Step Expiry

There are 2 mechanisms that can be used to expire a step

- The step can have an attribute "expiryRule" that can set the step to expire after X hours or days or weeks after from its creation date. This is useful for setting an SLA. For example, a Review step allocates a task to a group (reviewers). They must have 2 days to action a task, otherwise it will expire and be routed to an Escalation step for a manager to review.
- Any action in a step can control the step expiry by returning an action result that sets an action expiry or returns a status of Expired.

An Expiry Action (Job Expiry Service) may be set for a step. This allows clean up code to be run.

Steps that expire require an **Expiry** route name set. When a step expires its routed to the next step defined in the **Expiry** Route Name

Actions

Action Services

Each action will run an instance of its associated Job Action Service. There are a number of predefined actions that are packaged with Transaction Manager as shown in the table below. Groovy Action and Expiry services can be created to perform a custom task.

Action Execution

The following are the valid Action Statuses. Below we will discuss the use of these statuses in the following

- **Ready** - will be executed next time job runs
- **Assigned** - step process has completed successfully, but awaiting the user submission to be fully completed
- **Pending** (paused) - waiting for an external event to move it forward
- **Error** potentially (looping) - will be executed next time job runs.
- **In Progress** (looping) - will be executed next time job runs
- **Completed** - will never run again
- **Expired** - will never run again

Simple Action Processing

The job controller will process a simple action as follows.

- In a happy day scenario, the action service completes and the Action Status gets set as **Completed**. The job controller proceeds to the next action or step.
- If an error occurs during processing may stop if **Error** is selected. There are different classification of errors as follows:
 - **Transient Errors**: some errors that we may want to retry automatically (web service down). For custom job actions programmed in groovy can set a time in the future to next run the job / Action Service.
 - **Hard Errors**: Errors of this type cannot be fixed by trying again, they often occur when testing newly written code. We may want to stop the job until the error is fixed. The job instance can be manually retried by an administrator.
- A Groovy Action Service can implement **Polling**. It can check to see if an event has happened such as - has a receipt been generated. If the event has:
 - happened then it will set the Action Status to **Completed**. The job controller proceeds to the next action or step.
 - not occurred then it can set the Action Status to **In Progress**.
- If an expiry is set on the containing step or the expiry time has been reached or the expiry time on the action is reached, the Action Status gets set to **Expired**.

Auto Retry Behaviour

Actions set to **Error** and **In Progress** statuses can have retry behaviour (looping). By default the action will be retried the next time the job controller runs after a 5 minute delay. This is a Job Controller service parameter **actionRetryDelayMins** see Job Controller Service section below.

eg. Lets say an Action calls a web service. If the web service is down for a couple of minutes the action instance status can be set to **Error** and the next time to run is set to now + 5 min. The Web services come up next time the action is run it connects to the web service and processing completes setting the action status to **Completed**.

Custom job actions written in Groovy (see [Custom Action Services](#) section below) can be programmed to specify a the next run time e.g. now + 20 min.

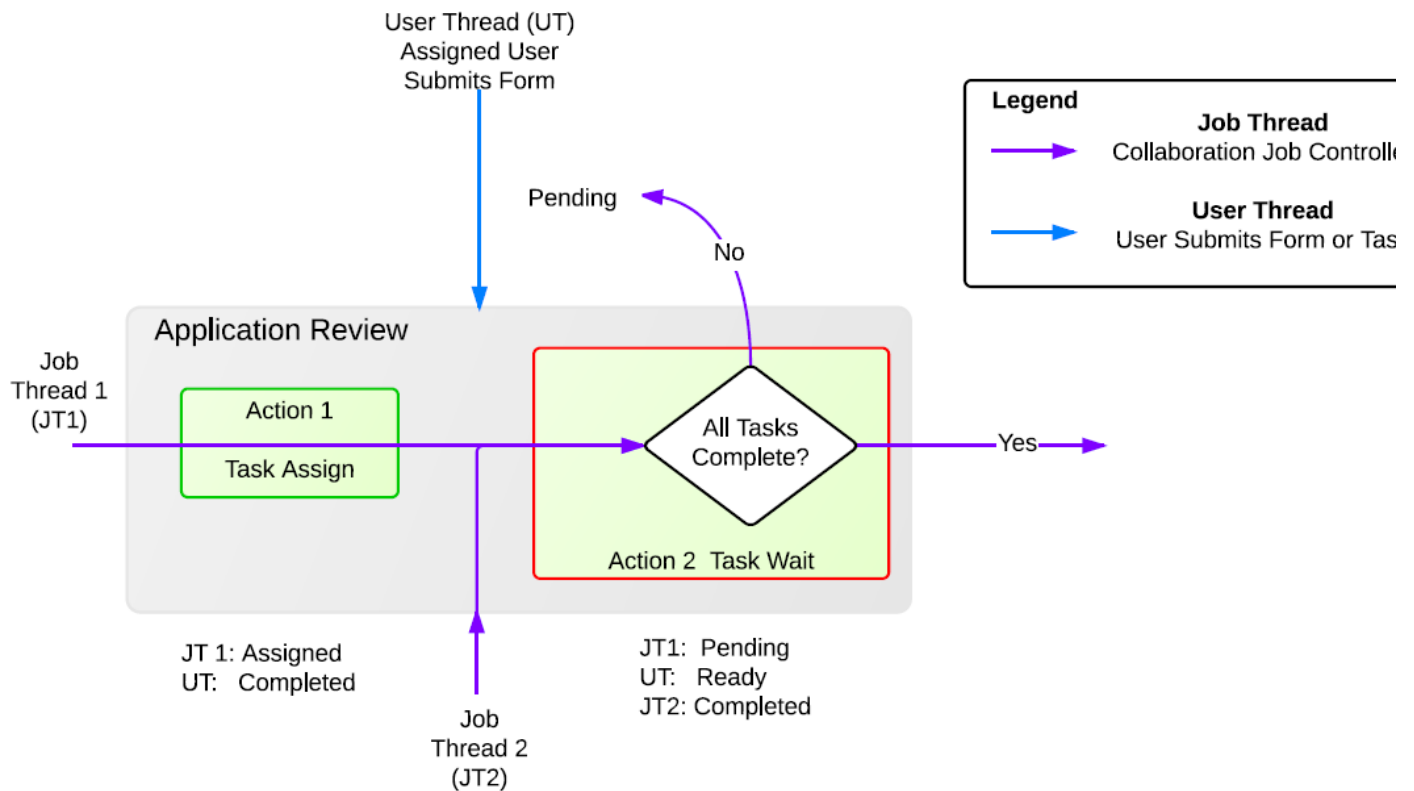
Wait Action Processing

A Wait action implements an efficient callback mechanism to deal with asynchronous event that occur outside of the job processing. The most common use case is a user completing a **Task**.

A **Job Task Wait Service** is paired with a single **Step** with one or more **Job Task Assign Action**. The Job Task Assign Action creates a Task and assigns it to a user or group. The user completes the task via a submission, this could be within hours or maybe days or even weeks after the Task was assigned. The submission triggers a callback which enables the job to complete.

Example 1 Task Step - Standard Mode Processing

The diagram below is used to describe the state changes associated with the actions in a task step. Please refer to the processing modes from the Job Execution section above. The **Job Thread** instances are in purple, the **User Thread** associated with submissions are shown in blue.



Job Thread 1

immediately runs the Job Task Assign action.

- It creates and assigns the Task (which is a Submission). The Task submission is linked to the Action Instance. The Action for the Task Assign Action is set to **Assigned**.
- Job Thread 1 then runs the Task Wait processing. As the Action 1 task isn't complete the Action Status of the Task Wait to **Pending** and Job Thread 1 terminates. No processing is done on a job where the current action is in **Pending** status.

Assigned User Action 1 - Task Submission Thread.

This generates a call back that:

- Changes the Task Assign action status from **Assigned** to **Completed**.
- Changes the Task Wait action status from **Pending** to **Ready**. This makes the Task Wait to be available for processing.

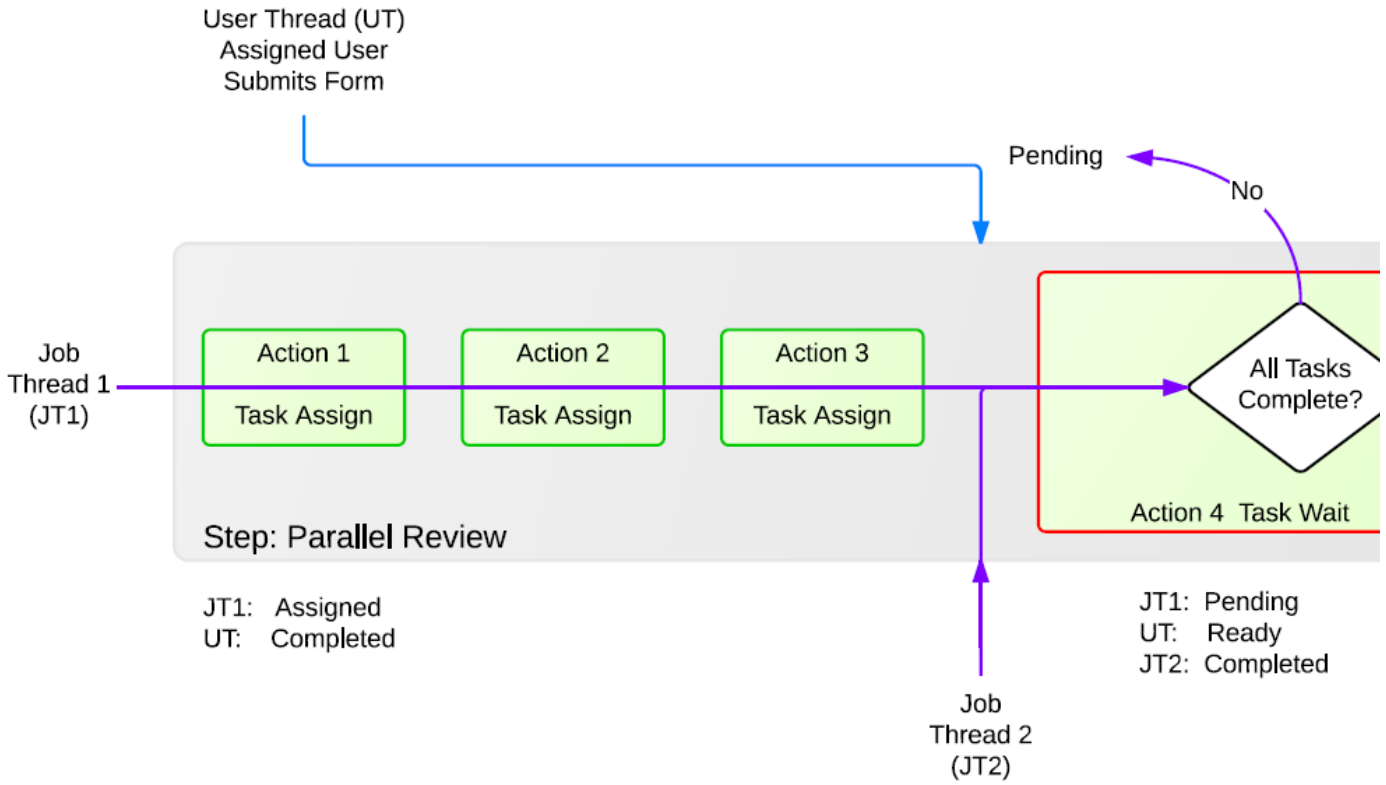
Job Thread 2

- Completes the Task Wait processing and the Status of the Task Wait is changed to **Completed**.
- Then completes the application review step and routes to the next step for processing..

Example 2 Step with Multiple Tasks - Standard Mode Processing

The Job Task Wait Action service can wait on more than 1 Job Task Assign action services. The diagram below shows a step that has 3 tasks assigned. This is a parallel tasks example which could be created with the same form assigned to separate users or groups.

Note: There are several configurations that are covered in advanced examples.



Job Thread 1

- Creates all of the action instances and the 3 associated tasks are created and are given an action status of **Assigned**.
- Stops when it gets to the Task Wait and sets the status to **Pending**.

Assigned User Action 1 - Task Submission Thread:

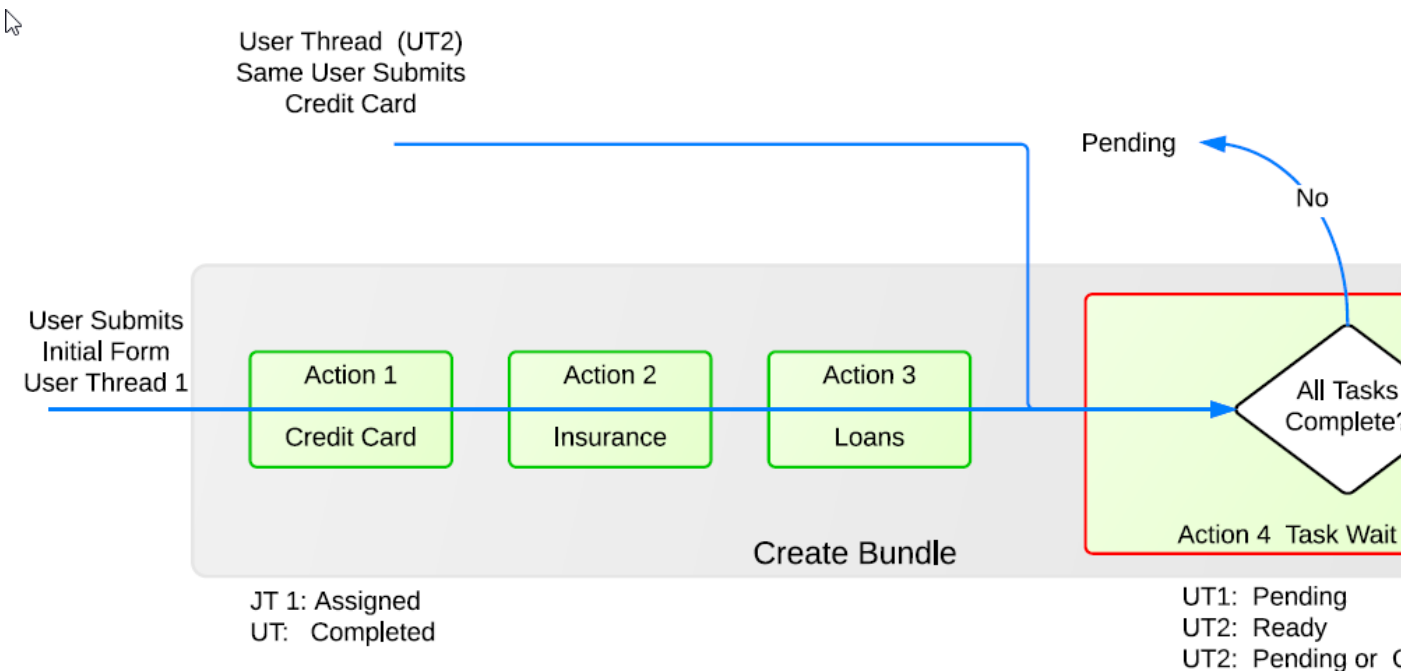
- Callback triggered that changes the Action 1 status to **Completed** and Changes the Task Wait status to **Ready**

Job Thread 2

- The Task Wait Processing is run which check to see Are Tasks Complete:
 - No: The action status for the Task Wait is set to **Pending**.
 - Yes: The action status for the Task Wait is set to **Completed**. The step is completed and processing the next step is done.

Example 3 Form Bundle - Process Immediate Mode

Form Bundles can create multiple Task Assign action instances that are assigned back to the original submitter.



User Thread 1 - User Submits Initial Form

- Creates all of the action instances and the 3 associated tasks are created and assigned to the same user, they are given an action status of **Assigned**.
- Stops when it gets to the Task Wait and sets the status to **Pending**.

User Thread 2 - Same User Submits Credit Card:

- Callback triggered that changes the Action 1 status to **Completed** and Changes the Task Wait status to **Ready**
- Immediately Runs Task Wait processing is run which check to see Are Tasks Complete:
 - No: The action status for the Task Wait is set to **Pending**.
 - Yes: The action status for the Task Wait is set to **Completed**. The step is completed and processing the next step starts.

Job Services

Job Controller

The Job Controller service is responsible for holding the Job Definition and the Job processing. For a job controller to run it needs to be associated with one or more forms see [Transaction Manager Form Configuration](#).

Below is an example of the a job Controller that has been created from an inbuilt 2 Step Review template.

2 Step Review Job

Home Dashboard ▶ Job Services ▶ Service Definition

Service Definition	Job Definition	Job Services	Service Parameters	Service Usage
Service Name	2 Step Review Job			
Description	Provides a '2 Step Review and Approval' collaboration job service definition.			
Service Type	Job Controller			
Service Type Default	<input type="checkbox"/>			
Service Creation Method	Java Classname			
Classname / Bean Name	com.avoka.fc.core.service.job.impl.JobControllerService			
Active	<input checked="" type="checkbox"/>			
Close				

There are 3 default service parameters that are specified.

2 Step Review Job

Home Dashboard ▶ Job Services ▶ Service Definition

Service Definition	Job Definition	Job Services	Service Parameters	Service Usage	
Name	Type	Value	Description	Bind Parameter	Last
actionRetryDelayMins	Number	5	Specify the default action retry delay in minutes for 'In Progress' and 'Error' actions.	<input checked="" type="checkbox"/>	04 Fr
jobControllerEnabled	Boolean	true	Specify whether the Job Controller service is enabled and can process jobs.	<input checked="" type="checkbox"/>	04 Fr
jobDefinition	JSON	{ "jobDetails": { "name": "2 Step Review Job"...	Job definition configuration (JSON format).	<input checked="" type="checkbox"/>	26 M
New Close					

actionRetryDelayMins: This is the default delay in minutes for Actions that are have a result status of **In Progress** and **Error**. By Default this is set to 5 minutes.

jobControllerEnabled: Setting this to **false** turns off processing for any job instances that use this controller. This is useful for debugging test systems and selectively enabling certain jobs in production.

jobDefinition: Can be edited by clicking on the Job Definition Tab (Below). Previous versions of the job definition can be accessed via the **Service Parameters** tab. Edit the jobDefinition service parameter and there is a **Parameter History** tab.

2 Step Review Job

Home Dashboard > Job Services > Service Definition

Service Definition
Job Definition
Job Services
Service Parameters
Service Usage

```

1  {
2  "jobDetails": {
3    "name": "2 Step Review Job",
4    "version": "4.1.0"
5  },
6  "properties": [
7    { "name": "Task Form Code", "value": "${func.startFormCode()} }
8  ],
9  "steps": [
10   {
11     "name": "Start",
12     "type": "start",
13     "actions": [
14       {
15         "name": "Handle Submission",
16         "type": "Job Form Start",
17         "properties": [
18           { "name": "Process Message Text", "value": "Your ${submission.formName} application is being processed." }
19         ]
20       }
21     ],
22     "routes": [
23       { "name": "Default", "nextStep": "Initial Review" }
24     ]
25   },
26   {
27     "name": "Initial Review",
28     "type": "",
29     "actions": [
30       {
31         "name": "Create Task",
32         "type": "Job Task Assign",
33         "properties": [
34           { "name": "Process Message Send Email", "value": "true" },
35           { "name": "Process Message Submission Step", "value": "Start" },
36           { "name": "Process Message Text", "value": "Your ${submission.formName} application is at the Initial Review Step" },
37           { "name": "Task Assign Group", "value": "${func.formProperty('Initial Review')" },
38           { "name": "Task Message", "value": "Please perform the initial review of the ${submission.formName} from ${formDa" },
39           { "name": "Task Review Previous Step", "value": "true" },
40           { "name": "Task Subject", "value": "Initial review of ${submission.formName} from ${formDataMap.firstName} ${form" },
41           { "name": "Task Type", "value": "Review" },
42           { "name": "Task Send Email", "value": "true" },
43           { "name": "Task Email Message", "value": "An Email Message" },
44           { "name": "Task Email Subject", "value": "An Email Subject" }
45         ]
46       }
47     ]
48   }
49 ]
50 }

```

Job Templates

Since TM 4.2.0.

Job Templates are an enhanced form of Job Controller Service that allows a user select and customise a Collaboration Job without having to modify the JSON definition. This allows for:

- Business Users and Forms Developers to configure their forms without a developer.
- Greater reuse of a single Job Controller.

A user selects the Job template in the Form Version services tab and then clicks Save.

Edit Form Version

Home Dashboard > Form Version

The Template Version has been successfully saved.

Form Version
Properties
Attachment Rules
Services
Job Info
Form Categories
Form Tags
Form Archive

Job Controller Service	Review and Approval - 1 Step Group Review - v1	⌵	ⓘ
Form Security Filter		⌵	ⓘ
Form Prefill Data Service		⌵	ⓘ
Form Render Service		⌵	ⓘ
Form Submission Preprocessor		⌵	ⓘ
Form Saved Processor		⌵	ⓘ
Submission Data Validator		⌵	ⓘ
Submission Completed Processor		⌵	ⓘ
Receipt Render Service	Dynamic PDF Receipt - v1	⌵	ⓘ Edit
eSignature Render Service		⌵	ⓘ
Task Expiry Process		⌵	ⓘ

Save
Close

The Job Properties page is displayed which allows the user to customise values.



In this case, I will keep all the defaults but set the Application Review: Review Form and Reviewer Group by selecting a value from the dropdowns.

Step - Application Review

Review Form* Job Example 1

Reviewer Group* Job Reviewers

Tasks Claimable

Task Subject* ELIS formName) by \${submission.contactE

Task Message* Job Applicants the \${submission.formName}

Job Managers

Job Reviewers

Test DG Group

Test WS Group

Step - Application

Status Message* Thank you \${formDataMap.firstName} \${form

A Job Template has an extra service parameter "Form Property Editor Definition" which is a JSON file containing meta data setting for the form properties.

Review and Approval - 1 Step Group Review - v1

Home Dashboard > Job Services > Service Definition

Name	Type	Value	Description	Bind Param
actionRetryDelayMins	Number	5	Specify the default action retry delay in minutes for 'In Progress' and 'Error' actions.	✓
Form Property Editor Definition	JSON	[{"name": "Step - Application Start", ...	Templated job form properties editor definition (JSON format).	
jobControllerEnabled	Boolean	true	Specify whether the Job Controller service is enabled and can process jobs.	✓
jobDefinition	JSON	{"jobDetails": {"name": "Review and Approval...	Job definition configuration (JSON format).	✓

Close

Actions Services

When an action is processed, an action service is run. The Job will usually specify the action service from one of the collaboration Jobs Inbuilt Action Services. The framework allows a developer to create their own Job Action and Job Expiry services in Groovy.

Standard Actions Services

The following table lists the Standard Action Services built into Transact Manager. It lists the Job Action Name, the associated Java Class and gives a summary description of what it does.

Action Type	Job Action Class	Description
Job Delivery	JobDeliveryService	This is used in conjunction with the Job Delivery Wait service. It is used to kick off the standard Transact Delivery process. The delivery process is completed by the Transaction Processing Scheduled Job not the job controller service.
Job Delivery Wait	JobDeliveryWaitService	See above. The Job Delivery Wait service is an asynchronous mechanism (see link below). When the delivery is completed by the Transaction Processing job it calls a callback method that allows the Job Delivery Wait to complete.

Job Form Start	JobFormStartService	This action service associates the initial form submission with the initial step. It can add a submission processing status message to the initial Submission. These appear in the user's submission history. It can also send a status update via email.
Job Process Message	JobProcessMessageService	This service will add a submission processing status messages to the specified Submission. These appear in the user's submission history. This action service can be used anywhere in the job but is especially useful in endpoint steps. It can also send a status update via email.
Job Receipt Wait	JobReceiptWaitService	This action polls the submissions until the receipts have completed. The generation of the receipts is completed by a separate Transact Scheduled Job 'Transaction Processing' which by default runs every 5 minute. This action will complete when all receipts have been generated for this job's submissions. If any receipt has not completed the action returns a result of "In Progress". This will mean the Job Action / Job processing will stop and retry again in 1 minute. Note: This is required as the existing Job Task Wait service does not wait for receipts to be created.
Job Task Assign	JobTaskAssignService	The Job Task Assign Service is used for creating / assigning tasks in Transact Manager has a lot of configuration properties. These properties are either associated with: <ul style="list-style-type: none"> • Status Updates and Email: This service can add a submission processing status messages to the specified Submission. These appear in the user's submission history. It can also send a status update via email. • Task Assignment: These properties are used in the creation and assignment of user and group tasks. Tasks can be categorised as: <ul style="list-style-type: none"> • Standard Tasks: to an authenticated user or group. • Review Tasks: these are the similar to the standard tasks but form xml and attachments are copied from a previous submission. • Anonymous Save: A Submission record is saved but not assigned to a user in the TM database. They are usually assigned to a email address, the user is sent a notification email. They click on a link. The user has to enter a challenge response before they have access to the task form.
Job Task Wait	JobTaskWaitService	A Job Task Wait Service is paired in the 1 step with 1 or more Job Task Assign Action that creates a task. It provided an asynchronous wait mechanism described below in State Transition section. that allows the user time to complete the task via submission. When a submission comes in the Job Task Wait will execute. The code will check that JobTaskAssign actions have completed. <ul style="list-style-type: none"> • Not All Complete: it will go back and wait for more submissions. • All Complete: It will allow execution to the next step.

Custom Action Services

The framework allows a developer to define a Job Action and Job Expiry services as a Groovy Script that performs some custom processing.

Job Action

Most of Jobs will be able to be created using the standard action services. The framework allows you to create a job action in Groovy using API's available to transaction manager. An example where a Groovy Job Action was created to show receipts from the previously submitted Form Bundle Task as inline attachments in the form. The step created the Task using the standard Job Task Assign service. It then runs a Groovy job action that retrieves the previous submissions, gets the receipts and attached them to the form.

A new Groovy Job Action has been created below.

New Service

Home Dashboard ▶ Job Services ▶ New Service

Create a new Service based on a Service Template.

Service Type

Service Template *

Service Name *

Organization

Sample Groovy Job Action

Home Dashboard ▶ Job Services ▶ New Service ▶ Service Definition

Service Definition	Groovy Script	Service Parameters	Service Usage
	<pre>1 /* Groovy Job Action service which is used to execute job step actions. 2 3 Script parameters include: 4 actionContext : com.avoka.fc.core.service.job.ActionContext 5 actionStepProperties : com.avoka.fc.core.service.job.ActionStepProperties 6 serviceDefinition : com.avoka.fc.core.entity.ServiceDefinition 7 serviceParameters : Map<String, String> 8 job : com.avoka.fc.core.entity.Job 9 submission : com.avoka.fc.core.entity.Submission 10 formDataMap : Map<String, String> 11 12 Script return: 13 actionResult : com.avoka.fc.core.service.job.ActionResult 14 */ 15 import com.avoka.fc.core.service.job.ActionContext 16 import com.avoka.fc.core.service.job.ActionResult 17 import com.avoka.fc.core.service.job.ActionResult.Status 18 19 return new ActionResult(Status.COMPLETED) 20</pre>		

Value

[Groovy Services Guide](#) [Avoka TM Javadoc API](#)

Job Expiry

A Job Expiry service is used to perform some clean-up action on a step before it routes the job to the expiry step.

New Service

Home Dashboard ▶ Job Services ▶ New Service

Create a new Service based on a Service Template.

Service Type ⓘ

Service Template * ⓘ

Service Name * ⓘ

Organization

Sample Groovy Job Expiry

Home Dashboard ▶ Job Services ▶ New Service ▶ Service Definition

Service Definition | **Groovy Script** | Service Parameters | Service Usage

```
1  /* Groovy Job step expiry service which is used to execute logic on expired job act:
2
3      Script parameters include:
4          actionContext : com.avoka.fc.core.service.job.ActionContext
5          actionStepProperties : com.avoka.fc.core.service.job.ActionStepProperties
6          serviceDefinition : com.avoka.fc.core.entity.ServiceDefinition
7          serviceParameters : Map<String, String>
8
9      Script return:
10         ActionResult : com.avoka.fc.core.service.job.ActionResult
11 */
12 import com.avoka.fc.core.service.job.ActionContext
13 import com.avoka.fc.core.service.job.ActionResult
14 import com.avoka.fc.core.service.job.ActionResult.Status
15
16 return new ActionResult(Status.COMPLETED)
17
```

Value

[Groovy Services Guide](#) [Avoka TM Javadoc API](#)

Action Property - Groovy Services

Action property can invoke a Groovy Services when they are evaluated. This is detailed in the [Action Properties](#) section below.

The screenshot below shows how to create a Groovy Service.

New Service

Home Dashboard ▶ Service Definitions ▶ New Service

Create a new Service based on a Service Template.

Service Type

Service Template *

Service Name *

Organization

The default template for a Groovy Service is shown here. Note Groovy Services are a generic service used in other parts of Transaction Manager. If they are called by an Action Property the args, job an jobAction object are set.

Called by Action Property

Home Dashboard ▶ Service Definitions ▶ Service Definition

Service Definition | **Groovy Script** | Service Parameters | Test Service

```
1  /* Generic Groovy script.
2
3     Script parameters include:
4     parameters : Map<String, String>
5     serviceDefinition : com.avoka.fc.core.entity.ServiceDefinition
6     serviceParameters : Map<String, String>
7     args : List<String>
8     job : com.avoka.fc.core.entity.Job
9     jobAction : com.avoka.fc.core.entity.JobAction
10
11    Script return:
12    script result
13 */
14
15 return null
```

[Groovy Services Guide](#) | [Avoka TM Javadoc API](#)

There are a number of these services in the Advanced Example page

Job Definition Structure

Jobs are defined in a single text JSON format text structure. This section of the document details the JSON attributes at the Job Definition, Step Definition, and Action Definition. It also describes the Action Properties and how they are used.

Job Definition

The following is an example of the structure of a job with the detail for the step definition removed.

Error rendering macro 'code': Invalid value specified for parameter 'com.atlassian.confluence.ext.code.render.InvalidValueException'

The following describes the first level job attributes.

jobDetails

This **jobDetails** is where information about a job and its processing are contain. It has the following sub attributes:

name:

This is the name of the job, it is set by the Job Controller service when the job has been saved.

processSubmitImmediate: (Optional)

if this attribute is omitted or false the Job will use Standard Mode processing as described in the [Job Execution](#) section

If the value is set to to "true" it will use the [Process Immediate Mode](#)

version:

The version of Transact Manager that the job was created in.

jobGroups

The **jobGroups** lists a set of job groups allowing job coordinators to manage this job. For each applicable job group, the following sub attributes need to be defined:

name:

This is the name of the job group. This name, when applicable, will be displayed in the *Job Groups* dropdown from the *Reviews* tab in the form space.

description:

This is a suitable description for the job group.

Manage Job Groups:

There are two ways that job groups can be created:

- If a job group defined in a job definition, as in above, has not been created, then the job group will be automatically created first time that a user submits a form associated to this job. This is the preferred way to create job groups.
- Job groups may be manually created from the *Security > Groups* option. The job group is a group of type, *Job*. By manually creating the job group you must ensure that the job group names and descriptions match with the job definition. Any mismatch will not be subsequently updated to the job groups.

properties

(Optional) Please see the [Action Properties](#) section below for more details

steps

The steps is a JSON array that holds the step objects defined in the next Step Definition below

Step Definition

The following JSON shows the job definition for a Review step with the Action Definition removed.

Error rendering macro 'code': Invalid value specified for parameter 'com.atlassian.confluence.ext.code.render.InvalidValueException'

The following describes the first level job attributes:

name

The name of the step. Step Names are required to be unique within a Job.

type

Valid Values for the type are :

- **start** which indicates the first step for the job
- **endpoint** when the processing reaches a endpoint step the processing stops and the job completes. Endpoints do not specify actions, routes or customProperties.
- otherwise empty string.

example values

```
"type":"start"  
"type":"endpoint"  
"type": ""
```

expiryRule

(Optional) The step scheduled completion time (expiry) calculation rule. If specified the job_step.time_completion_scheduled is set as the step creation time plus the expiry rule value. For example 2014-03-05 + 5d = 2014-03-10

example values

```
"expiryRule" : "+4h"           (hours)  
"expiryRule" : "+5d"           (days)  
"expiryRule" : "+4w"           (weeks)  
  
Since 4.3.1 you can do minutes  
"expiryRule" : "+4m"
```

If an expiryRule is used but and expiryServiceName is not specified then **Expiry** route must be specified.

expiryServiceName

(Optional) Allows the step to specify a **Job Expiry** service for the purpose of running clean up any items such as incomplete submissions.

An **Job Expiry** Service should specify a route. This route name can be, but doesn't have to be **Expiry**.

If you are expiring a Step that has tasks that have not been completed then you will need to run a Job Expiry Action that cleans these up. The code below is an example that will clean up tasks that were not submitted.

Error rendering macro 'code': Invalid value specified for parameter 'com.atlassian.confluence.ext.code.render.InvalidValueException'

actions

Required for all steps except **endpoints**.

It is a JSON array that holds the action objects defined in the Action Definition section below. The step processing runs the actions in sequence.

routes

Required for all steps except **endpoints**.

It is a JSON array that holds the route mapping between the route name and the next step. A route has the following attribute:

name:

This is the route name.

Note there are some special route names:

Default: If the step processing does not find a match with a route name or if the route name is empty, it will use the Default route.

Expiry: This is the route taken if the step has expired.

nextStep:

This has to be set to either:

- A valid step name contained in the job.
- A special case is **##PREVIOUS_STEP** the job processing assign the next step as the previous step name.

display: (Optional)

The Collaboration Job provides a list of available routes to the form please see [Form Design \(CollabJobs v5.0\)](#). Setting "display": "false" removes the route from the available routes.

properties

(Optional) Please see the [Action Properties](#) section below for more details

Error rendering macro 'code': Invalid value specified for parameter 'com.atlassian.confluence.ext.code.render.InvalidValueException'

Step Definition - Bundle Specific

The following JSON shows the job definition for a Bundle Step with the Actions removed

Error rendering macro 'code': Invalid value specified for parameter 'com.atlassian.confluence.ext.code.render.InvalidValueException'

The following describes the first level job attributes specific to form bundles:

shareFormData

since 4.1

If true

shareExtractData

since 4.3



allFormsEditable

since 4.3

showPreviousForm

since 4.3

redirectNext

since 4.3

Action Definition

The block below shows and Job Task assign.

Error rendering macro 'code': Invalid value specified for parameter 'com.atlassian.confluence.ext.code.render.InvalidValueException'

The action attributes are discussed in the sections below.

name

The name of the action.

The following actions show in the JSON block below are used to demonstrate how the Job Controller loads the correct Action Service.

Error rendering macro 'code': Invalid value specified for parameter 'com.atlassian.confluence.ext.code.render.InvalidValueException'

The Job Controller first try's to load the action service with the same name as the action.

The **Create Submission User Account** is a Groovy Job Action so that service that will be loaded and executed.

If a match was not found it will use the default **Job Action Service** for the type (attribute below).

The Customer Submission loads the standard action service **Job Form Start**. This will run the **JobFormStartService** as per the [Standard Actions Services](#) above.

type

The Action Service Type

Valid action types are:

- listed above in the [Standard Actions Services](#) section in the table under **Action Service Type** heading.
- groovy action services can have a type of **Job Action**

properties

(Optional) Please see the [Action Properties](#) section below for more details

The actions defined in the block below show the definition of a standard action

Action Properties

There are name value pairs that are used to pass information into an instance of the Action Service.

Action Properties can be defined at the Action, Step and Job level, refer to the code job definition below. Properties with the same name defined at an Action level override properties defined at the Step level. Step override properties of the same name at the Job level.

Error rendering macro 'code': Invalid value specified for parameter 'com.atlassian.confluence.ext.code.render.InvalidValueException'

The Action properties have the following attributes.

name:

The predefined Action Services like the Job Task Assign service have a set number of Action Properties (TODO Please refer here)

value:

The value is an Apache Velocity Template. Velocity templates are used extensively throughout Transact to define html page layout, email body and subject. A template is combined with model containing a number or objects to produce a String.

For more information see: <http://velocity.apache.org/engine/devel/user-guide.html>

The action properties are templates that are evaluated when an Action Service is run. The templates can be a static text value like below:

```
{ "name": "Task Email Message", "value": "An Email Message" },
```

Or they can substitute values from the model like below:

```
{ "name": "Process Message Text", "value": "Your ${job.submission.formName} application is at the Initial Review Step" }
```

The [Model Elements](#) section below details the model elements that are associated Action Properties. Both properties and methods can be evaluated on an object.

template: (Optional, Advanced, Boolean)

If **True** it evaluates the value as a velocity template which forces the return value to return a String. Using this can evaluate nested function calls.

This is can be used with property values that start with "\$func", these can return an object. eg \$func.startUser() will return a user.

```
{ "name": "Task Email Message", "value": "$func.getSubmission().formXml()", "template": "true" },
```

Model Elements

\$formDataMap

This holds all the Form Data Extracts, for more detail please refer to [Form Design \(CollabJobs v5.0\)](#) page.

To access the first name of a user entered into a form you could us **\$formDataMap.firstName**. An example of a

Note:

- The collaboration job processing automatically adds **Route Name** is automatically added to be available in the data extracts: **\$formDataMap.routeName**
- Where a submission is not defined for an Action Service, it will will use the data extracts from the previous or the start submission.

Example:

```
{ "name": "Task Subject", "value": "Initial review of ${job.referenceNumber} from ${formDataMap.firstName} ${formDataMap.lastName}" },
```

\$job

This holds the Job entity instance. see Job in the API:

\$(job.name) is the job Name
\$(job.referenceNumber) is the Job Number
\$(job.submission.formName) gets the form name of the first submission

Examples:

```
{ "name": "Process Message Text", "value": "Your ${job.submission.formName} application is at the Initial Review Step" },  
{ "name": "Task Message", "value": "Review of the ${job.referenceNumber} from ${formDataMap.firstName} ${formDataMap.lastName}." },
```

\$jobAction

This holds the current JobAction entity instance.

From this we can get the current step name [\\$jobAction.step.name](#)

Example:

```
{ "name": "Task Subject", "value": "${jobAction.name} of ${job.referenceNumber} from ${formDataMap.firstName} ${formDataMap.lastName}" },
```

\$func

This provides various functions for there is a list **JobFunctions** in the API .

\$func.formProperty('Initial Review') gets the the form or organisation property value initial.

\$func.invoke('Groovy Service Name', arg1, arg2) can invoke a groovy service

Examples

```
{ "name": "Task Form Code", "value": "$func.startFormCode()" }  
{ "name": "Task Assign Group", "value": "$func.formProperty('Initial Review')" }
```

Form Design (CollabJobs v5.0)

Collaboration Jobs requires the configuration in Transaction Manager and Forms.

This page gives background on designing forms so they can use Collaboration Jobs, how to check in Transaction Manager if the forms have been configured correctly and how the job definition references

- Data Extracts
- Standard Job Context Information

More information can be found in the child pages:

- [Composer \(CollabJobs v5.0\)](#)
- [Maestro \(CollabJobs v5.0\)](#)
- [Transact Manager Form Configuration \(CollabJobs v5.0\)](#)
- [Task Assign Repeat Context \(Advanced Topic\) \(CollabJobs v5.0\)](#)
- [Form Bundle Context \(Advanced Topic\) \(CollabJobs v5.0\)](#)

Submission Data Extracts

Collaboration Jobs uses Data Extracts to reference form data from a particular form. They can be setup when designing the form (preference) or can be mapped manually in Transaction Manager.

Note

Data extracts that are setup in the form design will **overwrite** data extracts with the same name in Transaction Manager. This happens every time the form is imported into Transaction Manager
Best Practice is to setup the data extracts in the Form.

In this section we will use the Data Extracts setup in the Job Example 1 form below.



Data

First Name *

Last Name *

Email *

Test Field

Drivers License

[Click to Upload](#)

























Transaction Manager

To see where the Data Extracts have been automatically populated in Transaction Manager

Form Dashboard -> Data Config -> Form Data Extract Mapping.

Job Example 1 - Version 1.0 - Form Data Config

Home Dashboard > Forms > Form > Form Data Config

Configuration Mapping	Form XML Data	Property Prefill Mapping	Request Param Prefill Mapping	Input XML Prefill Mapping	Form Data Extract Mapping																				
<p>Form Data Extract Mapping are used define form XML values to be extracted when form XML data is submitted. This submission data extract information is summarized in the Form Submission Data view.</p> <table border="1"> <thead> <tr> <th>Extract Field Name</th> <th>Form XPath</th> <th>Extract Repeats</th> <th>Sequence</th> <th>Action</th> </tr> </thead> <tbody> <tr> <td>First Name</td> <td>/AvokaSmartForm/Job/Data/FirstName</td> <td></td> <td>1</td> <td> </td> </tr> <tr> <td>Last Name</td> <td>/AvokaSmartForm/Job/Data/LastName</td> <td></td> <td>2</td> <td>  </td> </tr> <tr> <td>Email</td> <td>/AvokaSmartForm/Job/Data/Email</td> <td></td> <td>3</td> <td>  </td> </tr> </tbody> </table> <p><input type="button" value="New"/> <input type="button" value="Close"/></p>						Extract Field Name	Form XPath	Extract Repeats	Sequence	Action	First Name	/AvokaSmartForm/Job/Data/FirstName		1	 	Last Name	/AvokaSmartForm/Job/Data/LastName		2	  	Email	/AvokaSmartForm/Job/Data/Email		3	  
Extract Field Name	Form XPath	Extract Repeats	Sequence	Action																					
First Name	/AvokaSmartForm/Job/Data/FirstName		1	 																					
Last Name	/AvokaSmartForm/Job/Data/LastName		2	  																					
Email	/AvokaSmartForm/Job/Data/Email		3	  																					

The following table shows the data extract field name, how the data extract is referenced in the Action Property Value and gives an example of the action property from the job definition (JSON). Note the use on camel case in when referring to the data extract **First Name** is reference as **\$formDataMap.firstName**.

Extract Field Name	Extract Reference	Example
First Name	\$formDataMap.firstName	{ "name": "Task Subject", "value": "Job Number: \$job.referenceNumber \$submission.form.formName From \$formDataMap.firstName \$formDataMap.lastName" }
Last Name	\$formDataMap.lastName	{ "name": "Task Subject", "value": "Job Number: \$job.referenceNumber \$submission.form.formName From \$formDataMap.firstName \$formDataMap.lastName" }
Email	\$formDataMap.email	{ "name": "Task Subject", "value": "Job Number: \$job.referenceNumber From \$formDataMap.email" }

Data Extract Features

The following screenshot shows the data extract mapping and its fields for a 4.3.0 system. The Table below summarises the fields

Edit Submission Data Extract Mapping

Home Dashboard > Forms > Form > Form Data Config > Submission Data Extract Mapping

Name *	<input type="text" value="Email Address"/>
XPath *	<input type="text" value="/AvokaSmartForm/GettingStarted/AboutYou/contact/Emailaddress"/>
Encrypt Extracted Data	<input type="checkbox"/> ?
Extract Repeating Data	<input type="checkbox"/> ?
Sequence *	<input type="text" value="4"/> ?
Job Step Data Sharing	
Publish to Shared Data	<input type="checkbox"/> ?
Subscribe to Shared Data	<input type="checkbox"/> ?
<input type="button" value="Save"/> <input type="button" value="Close"/>	

Field Name	Version	Description
Name		The data extract name.
XPath		The XPath location in the formXml that is used to get the value for. Note this is used in the Publish / Subscribe to update the formXml

Encrypt Extract Data	Since 4.3.0	<p>Prior to 4.3.0 the data extract data was stored in the database tables as clear text which may be an issue if data privacy is kept.</p> <p>Note:</p> <ul style="list-style-type: none"> • Checking this option will mean that the value is encrypted and won't be able to be read from the database. The value will be unencrypted when accessing via the TM admin console, rest api, as well as from the entities in groovy scripts like delivery services. • Turning this on may mean that you will no longer be able to search on these fields. • If the Encrypt Extract Data Checkbox is checked (Screenshot below) it effectively will set all the Data Extracts to be encrypted. • Selecting it will only encrypt new data, old data extracts will remain unencrypted
Extract Repeating Data	Since 4.1	Please see Repeating submission data extracts V4.1
Sequence		Orders the extract data for reporting. See TM Admin Console Operation -> Form Submission Data
Publish to Shared Data	4.3	<p>This is used by Collaboration Jobs in conjunction with the Subscribe to Share data. It is configured in the Job Definition JSON in the Step by setting the shareExtractData attribute to true.</p> <p>Publish Subscribe are an alternative mechanism to share data between tasks in a Form Bundle - Job Step.</p> <p>A form bundle Job Step is made up of 2 or more separate tasks (Submissions). When one task is submitted the processing loops over all the data extracts marked as publish and put the values in a Map.</p> <p>It then loops over all the other Form Tasks in the step. Where the data extract has a value that subscribes the data extract value will be overwritten with the published value. The formXML on the subscribing form will also be updated.</p>
Subscribe to Shared Data	4.3	<p>Used by Collaboration Jobs in conjunction with the Publish to Share Data. Subscribe consumes the publish event using the published value as describe in Publish to Shared Data above.</p> <p>Note:</p> <ul style="list-style-type: none"> • To use subscribe the XPath location needs to be set to a single node. You would not be able to use the double slash //Emailaddress to set the value using XPath. • Data extracts specified when designing you form do not have the full XPath location.

Product Onboarding - Credit Cards - Version 1.0 - Form Data Config

Home Dashboard ▶ Forms ▶ Form ▶ Form Data Config

Configuration Mapping

Form XML Data

Property Prefill Mapping

Request Param Prefill Mapping

Input XML Prefill Mapping

Form Data E

Form Data Extract Mapping are used define form XML values to be extracted when form XML data is submitted. This submission data extract information is summarized in the Form Submission Data view.

Extract Field Name	Form XPath	Encrypt Data	Extract Repeats	Sequence	Job D
Phone Number	/AvokaSmartForm/GettingStarted/AboutYou/contact/Phonenumber			1	
First Name	/AvokaSmartForm/GettingStarted/AboutYou/Firstname			2	
Last Name	/AvokaSmartForm/GettingStarted/AboutYou/Surname			3	
Email Address	/AvokaSmartForm/GettingStarted/AboutYou/contact/Emailaddress			4	
productCreditCards	/AvokaSmartForm/GettingStarted/ProductSelection/products/CreditCards			5	Publisl
productInsurance	/AvokaSmartForm/GettingStarted/ProductSelection/products/Insurance			6	Publisl

Encrypt Extracted Data

New

Save

Close

Job Context Information

Transaction Manager passes Job Context information to the form via the **SFMDData.SystemProfile.Job** xml node when the form is rendered. Below is an example form data from TM 4.2

Error rendering macro 'code': Invalid value specified for parameter 'com.atlassian.confluence.ext.code.render.InvalidValueException'

Standard Nodes

The following table explains the use of each of the **SFMDData.SystemProfile.Job** nodes.

Node Name	Description	Form Use	Since	
AvailableRoutes	<p>Collaboration jobs will pass through the Available Routes for the tasks created at a particular Step.</p> <p>The Job Definition below is taken from the 2 Step Review Job. When the job gets to the Initial Review step it will populate the form data as follows:</p> <p><AvailableRoutes>Approve Decline Terminate</AvailableRoutes></p> <p>Note the Exceeds Threshold is route is not included due to the display</p> <p>Error rendering macro 'code': Invalid value specified for parameter 'com.atlassian.confluence.ext.code.render.InvalidValueException'</p>	Read Only	TM 4.0	
ReferenceNumber	The Job Number field. This is displayed on Maguire forms with the Step Number in the heading. See Composer Documentation	Read Only	TM 4.0	
StepName	The name of the current step that the job is currently at. The form can use this value to hide / show or set editability of fields and form sections.	Read Only	TM 4.0	
RouteName	This is set in the form by the user via drop downs or radio button. If this is not set the Job will follow the default route.	Set by Form	TM 4.0	

The following topics are covered in their respective child pages

- [Task Assign Repeat Context \(Advanced Topic\) \(CollabJobs v5.0\)](#): discuss the Assignee, AssignRepeatIndex and AssignRepeatItem nodes.
- Form Bundle Context:

Composer (CollabJobs v5.0)

This page gives background on the design of Composer forms for Collaboration Jobs.

- How to setup Data Extracts
- Describe Collaboration Jobs widgets that come with Composer 4.1
- Setting Rules the Visibility and Editability of sections.

More advanced composer techniques are documented here:

Error rendering macro 'children'

Must specify a valid sort type ('creation', 'title' or 'modified').

Data Extracts

These are used by Collaboration Job to access form data as described [Form Design \(CollabJobs v5.0\)](#). The following screenshot of Job Example 2 Minimal form to describe how Data Extracts are configured. The first 3 fields that are setup as data extracts.

The screenshot shows a form with the following fields:

- First Name *
- Last Name *
- Loan Amount *
- Select Route *

The Select Route field is a standard Collaboration Routes Dropdown widget. It automatically hides itself if there are no Available Routes for a particular step. This is the case when a user starts a new form.

At the bottom of the form, there are three buttons: Go Back, Continue, and Submit.

Note

Collaboration jobs will put this into the `$formDataMap.routeName` values automatically.

Please see the Collaboration Routes Dropdown section below for the correct use.

Data Extracts are setup in Composer in the **Data Model** tab of the field's properties dialogue see screenshot below.

The easiest way to setup the Data Extract is to use the field label, however you can use an alternative name.

From Composer 4.3.0 there are check boxes to specify data extract options Encrypt, Publish and Subscribe.

The screenshot shows the properties dialog for a field, divided into two sections:

Data Model Binding

Use these properties to control how the field binds into the Data Model.

- Binding Type: Bound
- Relative (selected):
 - Binding Name: Firstname
 - Full Path: \$record.GettingStarted.AboutYou.Firstname
- Absolute (unselected)
- Schema Data Type: None

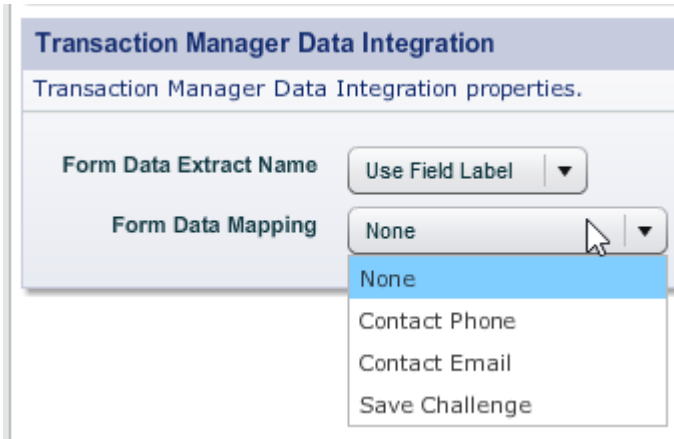
Transaction Manager Data Integration

Transaction Manager Data Integration properties.

- Form Data Extract Name: Use Field Label
- Data Extract Options: Encrypt Publish Subscribe
- Form Data Mapping: None

Form Data Mappings

Fields can be mapped to predefined form data mappings as described here.

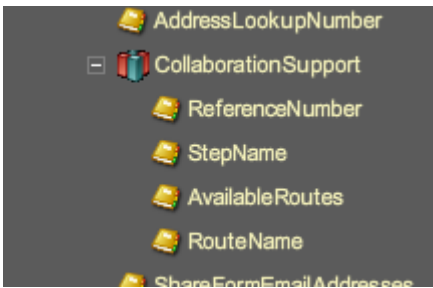


The screenshot shows a dialog box titled "Transaction Manager Data Integration" with the subtitle "Transaction Manager Data Integration properties." It contains two main sections: "Form Data Extract Name" with a dropdown menu set to "Use Field Label", and "Form Data Mapping" with a dropdown menu set to "None". The "Form Data Mapping" dropdown is open, showing a list of options: "None" (highlighted in blue), "Contact Phone", "Contact Email", and "Save Challenge".

Collaboration Jobs Data Elements - Phase Variables.

The collaboration components described in the section below rely on the 4 Job data elements that are read into form phase variables. These can be found in

Nuts & Bolts -> Transaction Manager Support -> Collaboration Support as per the screenshot below.



As describe the TM Job Controller sets the following XML data elements for each Task:

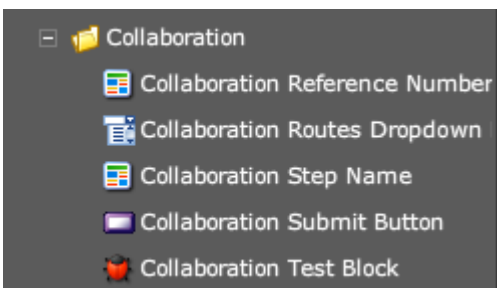
- **ReferenceNumber:** aka Job Number
- **StepName:**
- **AvailableRoutes:** This is a pipe delimited list of the current steps route names.

The Composer Form via a widget or business rule sets the RouteName on Task Submission.

Collaboration Widgets and other Components

Composer has a number of widgets that can be used to build forms for Collaboration Jobs as shown in the screenshot below.

The Maguire Template has additional collaboration support to display the step name and job number in the form heading.



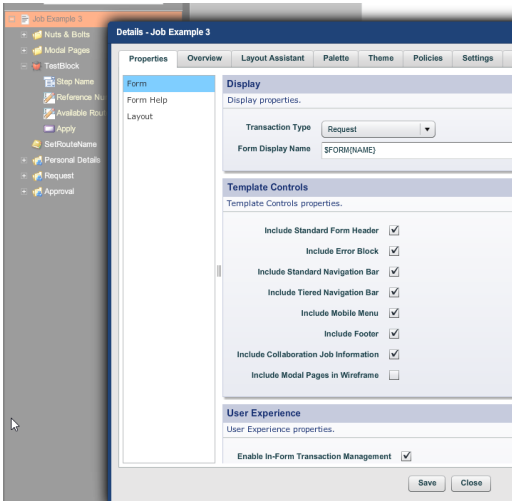
Collaboration Reference Number and Collaboration Step Name

The Collaboration Reference Number (Job Number) and the Collaboration Step Name are Rich Text Fields to display the Job Number and Step Name on the form. Both fields can specify a prefix. The Minimal form contains Both fields above the data fields.

NOTE: We do not recommend that these fields be used as they are now both incorporated into standard Maguire 4.1 Template as per screenshot below.



The template hides the Step - Job when they are blank such as when the applicant first fills out the form. To turn on this Maguire Feature double click on the forms root node, under the **properties** tab select the **Include Collaboration Job Information** check box.

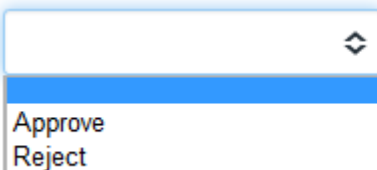


Collaboration Routes Dropdown List

The Collaboration Routes Dropdown List is the easiest way to make a user select the route to the next step.

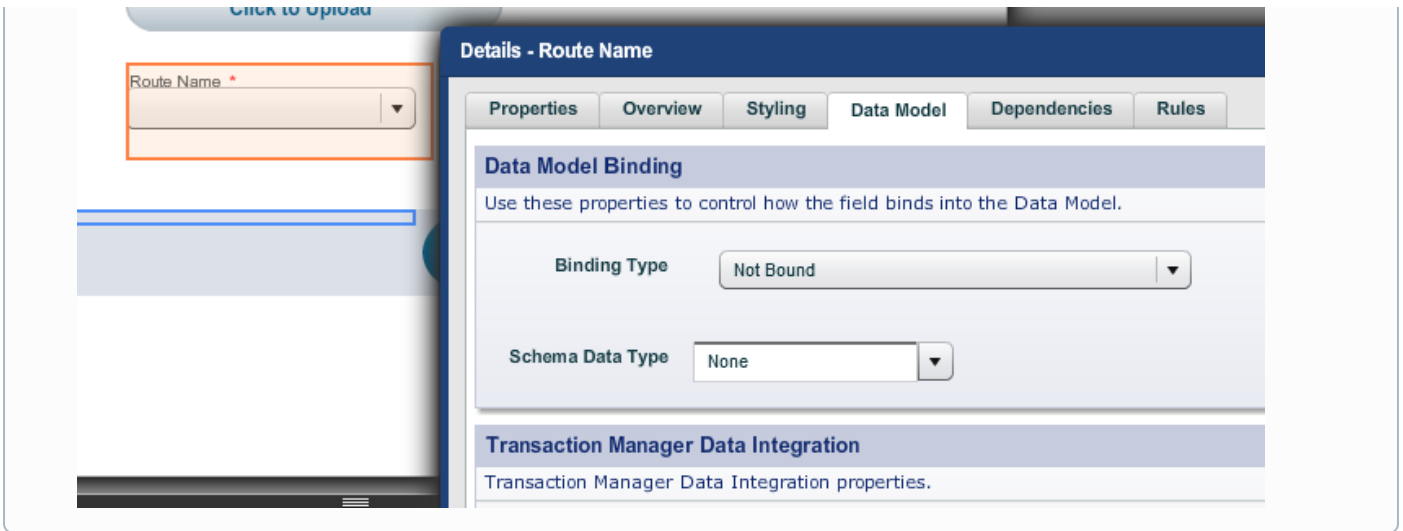
The **Select Route** field is a standard **Collaboration Routes Dropdown** widget. It automatically hides itself if there are no **Available Routes** for a particular step. This is the case when a user starts a new form.

Select Route *



Note

To ensure this item does not pick up the route of the previous step its strongly recommended that the binding be changed to **Not Bound**
After positioning it on the form you should select Properties > Data Model > Binding Type select Not Bound



Collaboration Submit Button (Deprecated)

Do **NOT** use the [Collaboration Submit Button widget](#). There have been some cases where the form using this button has failed to return the route.

It was initially prototyped to create a submit button that sets it's label as a route.

We recommend that you either use the Collaboration Routes Dropdown or the standard Radio Button Group please see the [Routing Using the Standard Radio Button Group](#) section below

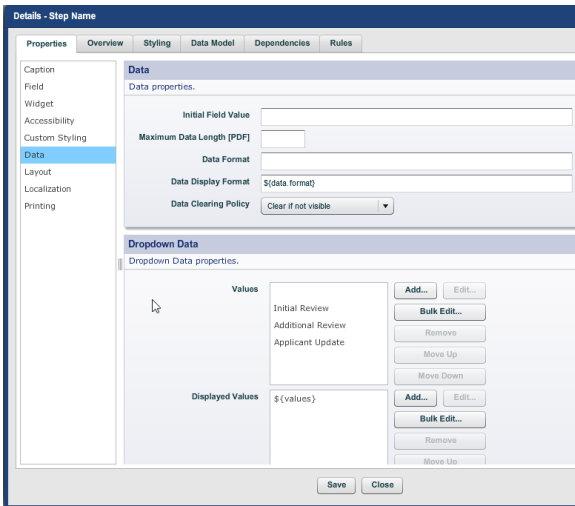
Collaboration Test Block

The Collaboration Test Block is used to Test your form behaviour when previewing in Composer. It has the Step Name, Job Number and the Available Routes as per the screenshot below. From Composer 4.2.0 it has 3 fields that are used to test **Task Assign Repeat** tasks.

Step Name	Reference Number	Available Routes
<input type="text"/>	<input type="text"/>	<input type="text"/>
Assignee	Assign Repeat Index	Assign Repeat Item
<input type="text"/>	<input type="text"/>	<input type="text"/>
<input type="button" value="Apply"/>		

Step Name	Reference Number	Available Routes
<input type="text"/>	<input type="text"/>	<input type="text"/>
Assign Repeat Index	Assign Repeat Item	
<input type="text"/>	<input type="text"/>	
<input type="button" value="Apply"/>		

The Step Name field is a dropdown, you can select the Collaboration Jobs step names into the dropdown data values. Include an empty row to test the field's behavior in the form before its submitted.



Routing Using the Standard Radio Button Group

This is the preferred method over using the collaboration submit button. Note this technique does not dynamically create the radio buttons. You will have to hard code the values in your form.

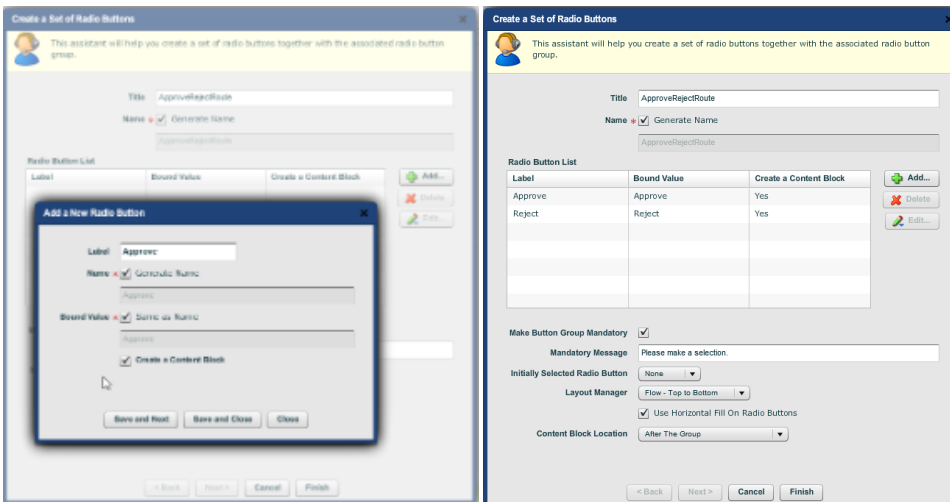
The advantages in using radio button groups:

- They look nicer than the drop down.
- They give feedback to the user as to what they intend to do.
- The route choice appears on the form receipt.
- They can contain an optional content block that gives additional instruction to the user. Useful for new users of a form. The content block can also hold additional fields that give feedback to the next review step.

The following instructions will create a single radio button group to use for approval.

In Composer drag the **Radio Button Assistant** widget into your form hierarchy. This will open up the **Create a Set of Radio Buttons** wizard dialog. Add the route names as Radio Button Labels.

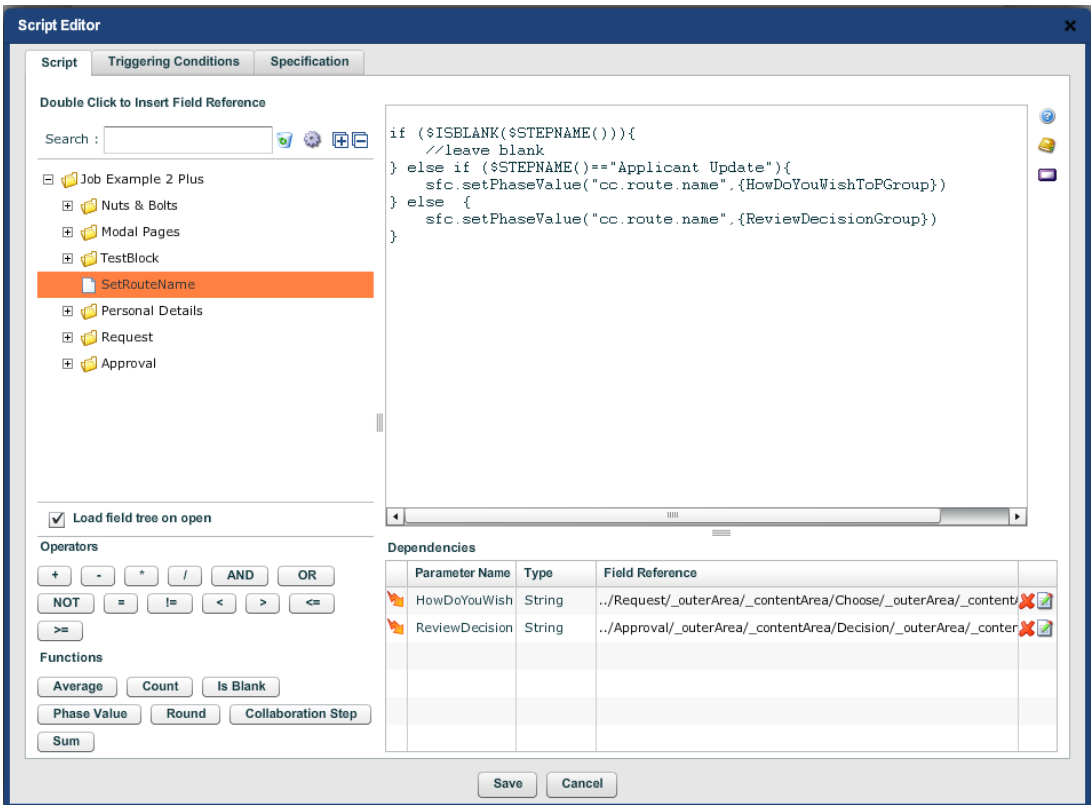
Note: You should make the button group mandatory.



Business rules can be used to set the route as per the section below.

Your form has steps with different route choices like the Job Example 2 (Multi Step Review Job). The business rule may look like this.

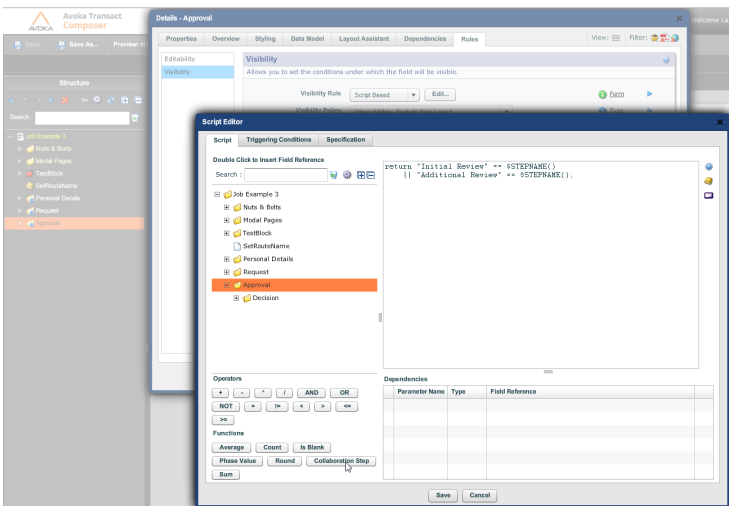
Error rendering macro 'code': Invalid value specified for parameter 'com.atlassian.confluence.ext.code.render.InvalidValueException'



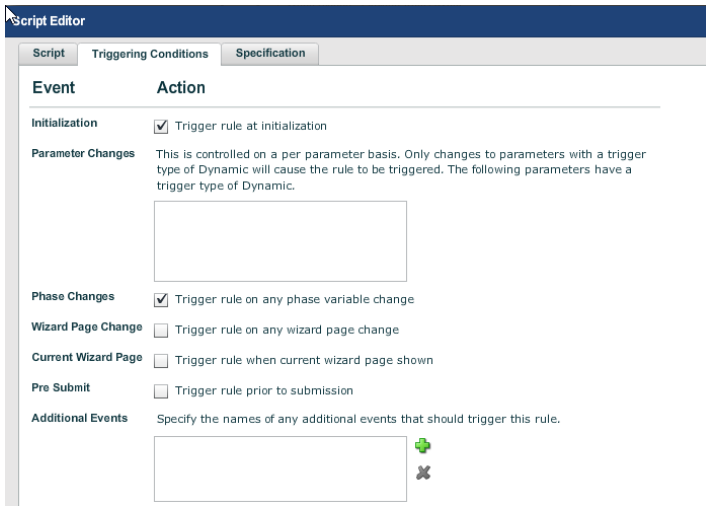
Visibility and Editability Rules

Scripts are used to setup Visibility and Editability Rules for sections based on the Step Name. This can be used to hide the office use only section from the applicant or make the section of form that the applicant fills out read only.

When setting up a script rule there is a collaboration step button that will insert a reference to the step name (\$STEPNAME()) into your script (screenshot below).



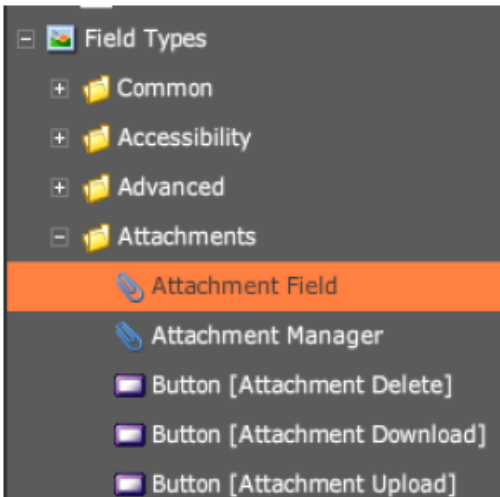
IMPORTANT! Before you save your rule go to the **Triggering Conditions** tab and click the Phase Changes check box (screenshot below).



As discussed above in the Collaboration Test Widget the step name is blank when this form is first submitted. The Visibility Rule that would show a section that is only visible when a user fills out the form for the first time return:
isBlank(\$STEPNAME());

Attachments

The Attachment Field is available with Transact 4.1 with the Maguire Template 4.1 releases and is shown in the screenshot below.

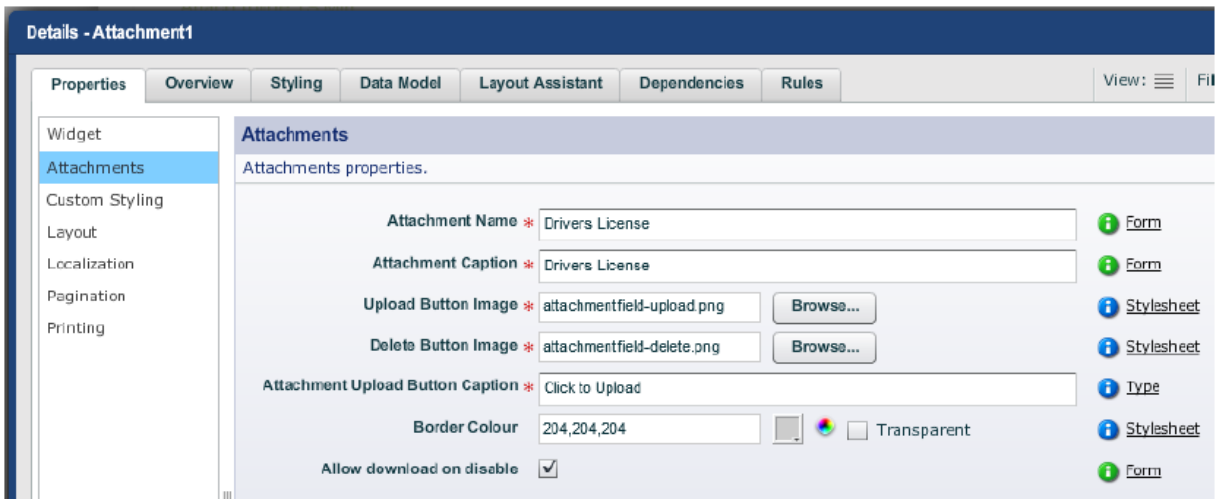


This widget will allow a file to be uploaded. A user may want to confirm the file is correct and can download the form by clicking on the file link. They can delete the file by clicking on the X.

The field works as expected when a user saves the form any attachments that have been uploaded are available when the form is next opened.

This field uses the same Editability and Visibility rules as per the section above.

But if the Editability rules determine that the widget is not editable at a particular step, the attached file cannot be uploaded, downloaded or deleted. There is an **Allow download on disabled** check box as per the screenshot below. This is useful where a reviewer may want to look at the form but not delete or modify it. This is on by default.

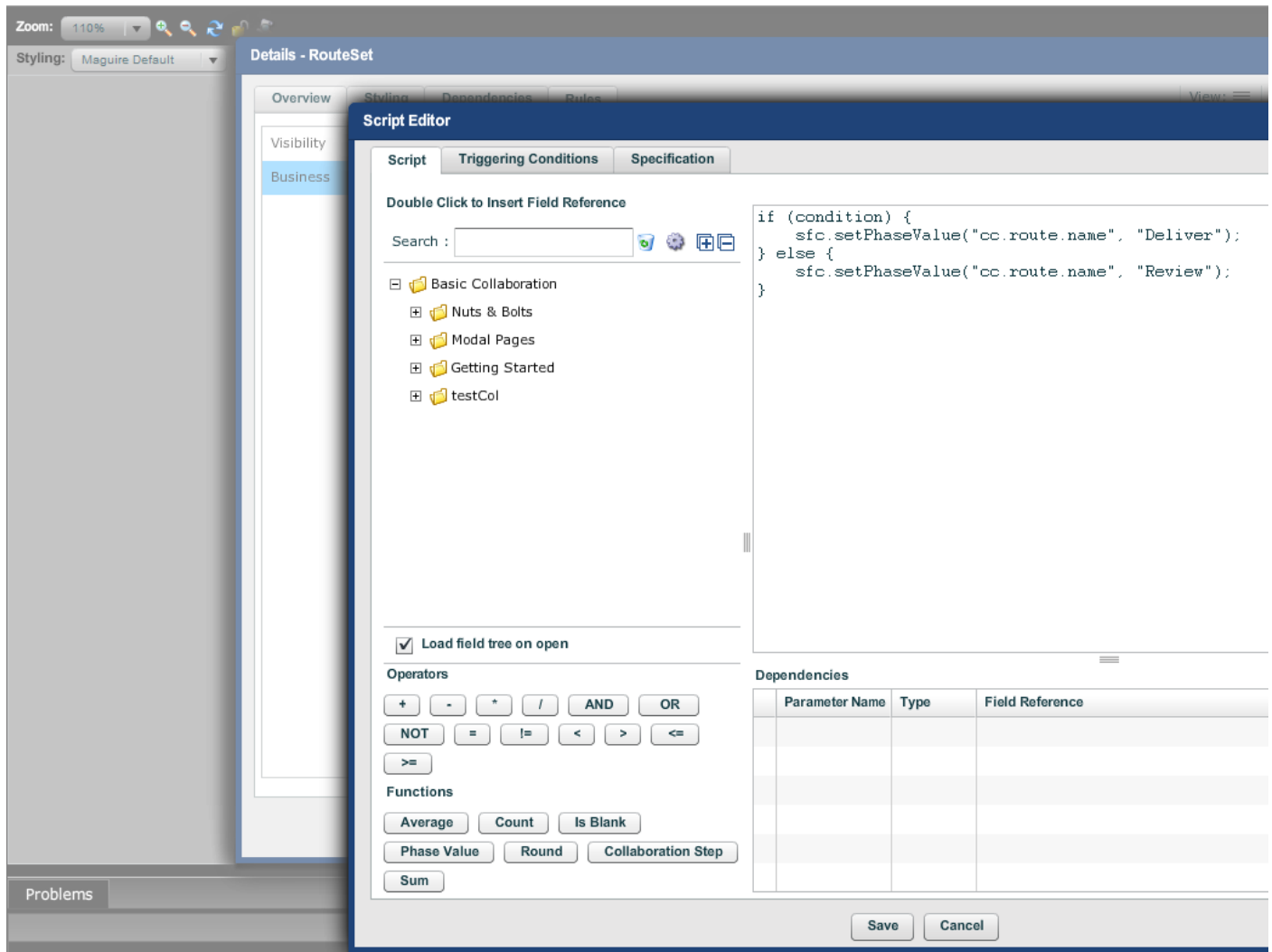


NOTE: The widget has an internal field Attachment Manager, which is pre-named "AttachmentManager" that must not be altered when using with TM task assignments and the job controller.

Setting Route with Business Rule

It is possible to set the route from within the form using a business rule. This functionality is how the prebuilt Collaboration Widgets and Components work. Using a small amount of code you can set the route phase value, this allows for logical changes to the collaboration route based on in-form information.

To set the route add a business rule to your form, and edit the business rule script with the following code.



```

if (condition) {
    sfc.setPhaseValue("cc.route.name", "Deliver");
} else {
    sfc.setPhaseValue("cc.route.name", "Review");
}

```

Using this method it is possible to set a number of the values associated with the collaboration job, including the step name(cc.step.name), reference number (cc.reference.number), available route(cc.available.routes) , and assignee(cc.assignee).

Anonymous Forms - Composer Save Challenge (CollabJobs v5.0)

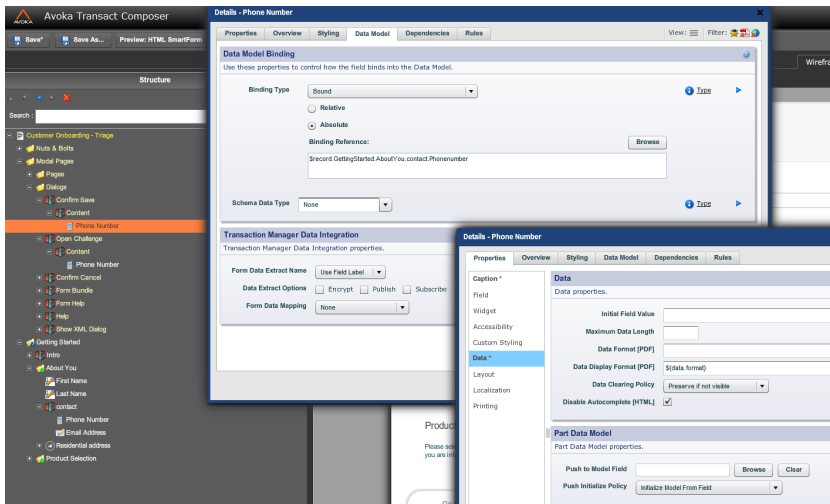
Setting up a Security Question or Save Challenge is a security feature that allows an anonymous user to save their form and retrieve it later.

It is used by [Form Bundles \(CollabJobs v5.0\)](#) since Transact 4.2.

How to configure in Composer

The steps can be found here [KB:4.1 Adding a security question in Maguire forms](#)

This is what the Confirm save dialog setting should look like. *Note the **Form Data Mapping** is set to **None**



Note

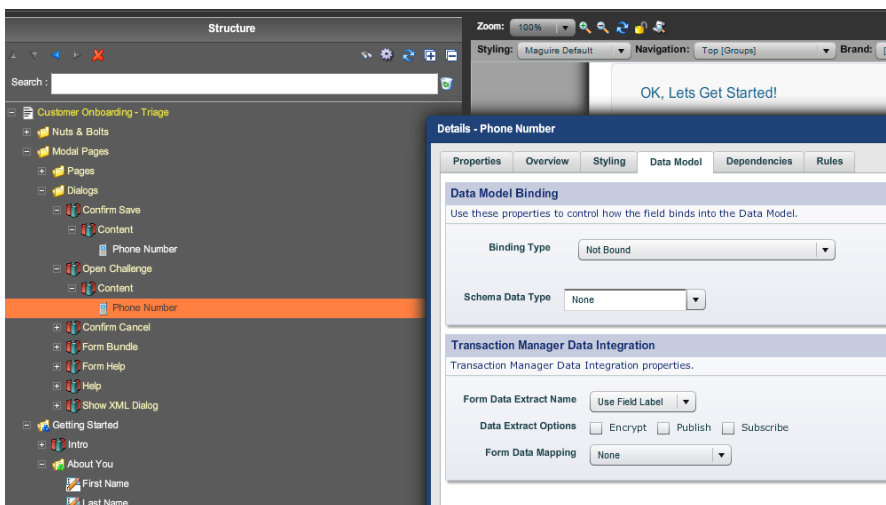
* Form Data Mapping

The **Data Model -> Form Data Mapping** should always be set to **None** on all form fields.

This is done by the Maguire Template in its hidden fields under the **Modal Pages -> Dialogs -> Confirm Save**

Additional Step

On the Open Challenge -> Content -> Field that was copied set the Binding Type to **Not Bound**.



> Export to Transaction Manager

Verify Transaction Manager

Form -> Form Version -> Form Data Config

Customer Onboarding - Confirmation - Version 1.0 - Form Data Config

Home Dashboard > Forms > Form > Form Data Config

Configuration Mapping | **Form XML Data** | Property Prefill Mapping | Request Param Prefill Mapping | Input XML Prefill Mapping | Form Data Extract Mapping

Configuration Mappings enable you to override the default form XML configuration paths for the system to write to and read Form XML data from.

Default Form Data Mappings

Use Default Mappings

Attachments XPath //Attachments

Payment Details XPath //PaymentDetails

Form Signatures XPath //Signatures

Abandonment Reason XPath //AbandonmentReason

Receipt XPath //Receipt

Contact Form Data Mappings

Contact Phone XPath

Contact Email XPath

Contact Postcode XPath

Contact Gender XPath

Contact Age XPath

Additional Form Data Mappings

Save Challenge XPath //AvokaSmartForm/SFMDData/SystemProfile/SaveChallengeQuestion

Transaction Ref Number XPath

Transaction Value XPath

Old Wet Signatures Required XPath


Save Close

Note

The Save Challenge XPath should ALWAYS be

//AvokaSmartForm/SFMDData/SystemProfile/SaveChallengeQuestion

Example Flow

 Reference Code: SLBSTB

Save For Later

Getting Started

Test Save Challenge

Fields marked with * are required

OK, Lets Get Started!

We make it easy to apply online and it won't take long, so **let's get going...**

data

Section help goes here
Utilising the inbuilt help on level 2 sections to give some context around the section is an effective form design principle.

First Name *
John

Last Name *
Smith

Submit

Save For Later

Getting Started

Test Save Challenge

Fields marked with * are required

OK, Lets Get Started!

We make it easy to apply online and it won't take long, so **let's get going...**

data

Section help goes here. Utilising the inbuilt help on level 2 sections to give some context around the section is an effective form design principle.

First Name *

John

Last Name *

Smith

Submit

Request Saved

Test Save Challenge

Your form has been saved and may be re-opened later.

Your Reference Code is:

SLBSTB

[Click here to return to your form](#)

Send yourself a reminder email

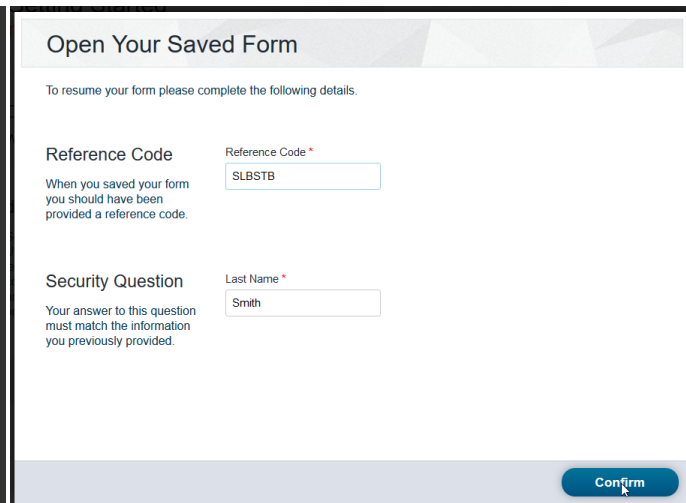
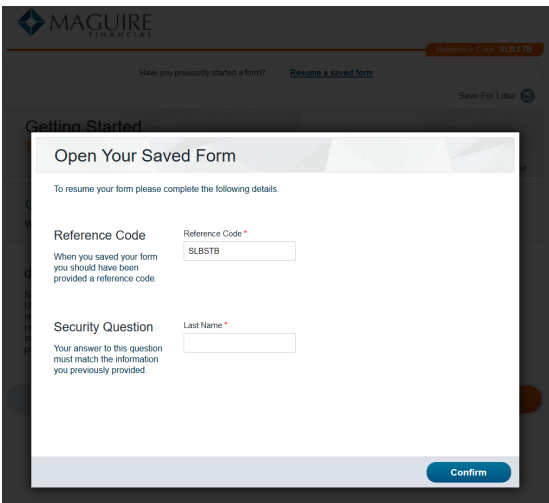
Your email address *

Enter your email address and we'll send you instructions on how to return to your form.

Send Now

[Start a new form](#)

© Copyright Avoka Technologies 2016



Getting Started

[Test Save Challenge](#)

Fields marked with * are required

OK, Lets Get Started!

We make it easy to apply online and it won't take long, so **let's get going...**

data

Section help goes here.
Utilising the inbuilt help on level 2 sections to give some context around the section is an effective form design principle.

First Name *

Last Name *

Submit

Creating a Custom Inform Attachment Field (CollabJobs v5.0)

to complete

Maestro (CollabJobs v5.0)

TODO

This page needs updating. Its a very early version of Maestro. The pictures are old and detail is missing (Larry)
Heading styling isn't consistent need to recreate in separate temp wiki.

This page covers preparing Maestro forms for use with Collaboration Jobs, including:

- How to set up Transact Integration: Data Extracts and Form Data Mappings
- Describe Collaboration Jobs support widgets that come with Maestro
- Using collaboration widgets included in Standard Maestro Templates.
- Setting Rules (such as Visibility and Editability) based on collaboration job step
- Design-tool support for previewing forms with Collaboration Job context.

More advanced composer techniques are documented here:

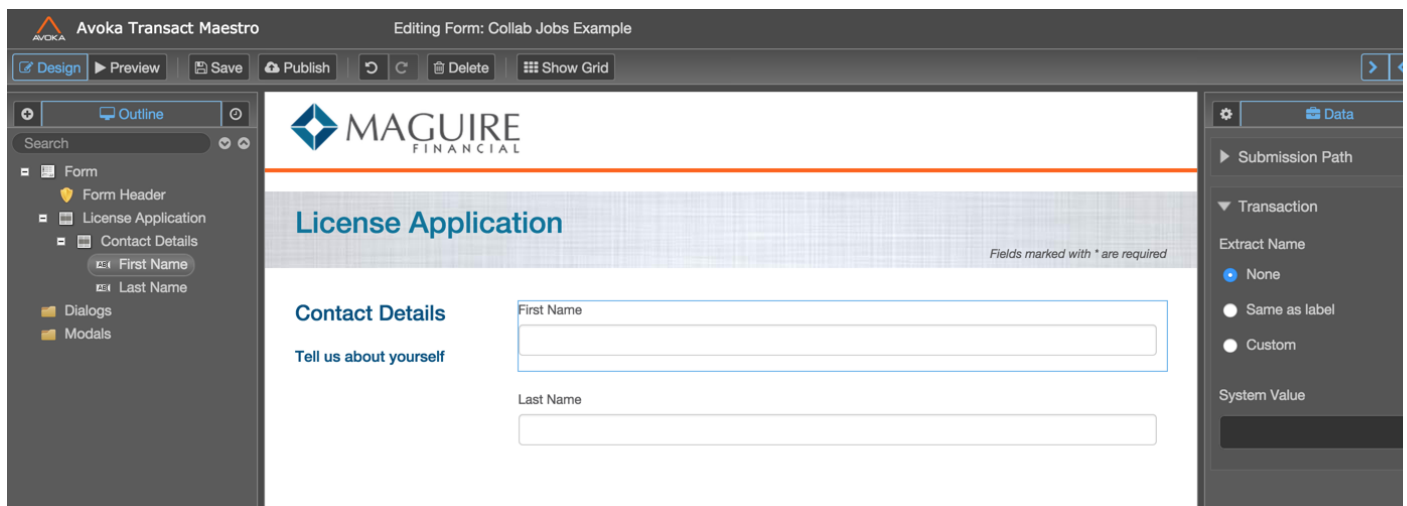
- [Anonymous Forms - Maestro Save Challenge \(CollabJobs v5.0\)](#)

Integration

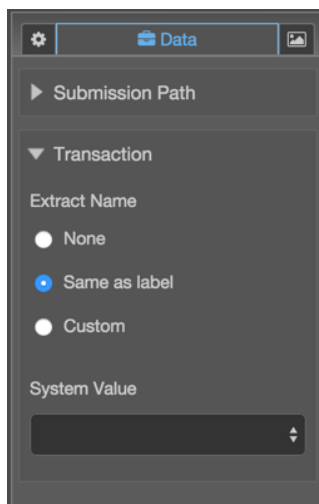
Data Extracts

To use the values of individual form fields within the job definition, assign them a Data Extract name, in the Transaction area of the form designer's Data tab. You can choose to use the field's label as its Extract name, or to set a custom name.

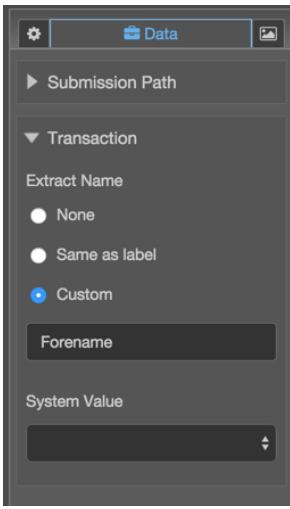
- Open the Transaction area of the Data tab



- Set the extract name to be the same as the label



- Or choose a custom extract name



- The published form displays the mapping in TM

Need to show Encrypted, Publish and Subscribe

Collab Jobs Example - Version 1 - Form Data Config

Home Dashboard > Form Data Config

The Schema Extract Map has been successfully removed.

Configuration Mapping

Form XML Data

Property Prefill Mapping

Request Param Prefill Mapping

Input XML Prefill Mapping

Form Data Extract Mapping

Form Data Extract Mapping are used define form XML values to be extracted when form XML data is submitted. This submission data extract information is summarized in the Form Submission Data view.

Extract Field Name	Form XPath	Extract Repeats	Sequence	Action
Forename	//AvokaSmartForm/Contact/FirstName	1		

New

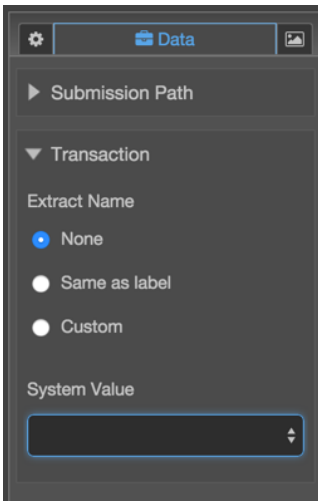
Close

Form Data Mappings

TODO:

- Change label to **Form Data Mapping** to bring inline with Manager and Composer.
- Update image with dropdown values

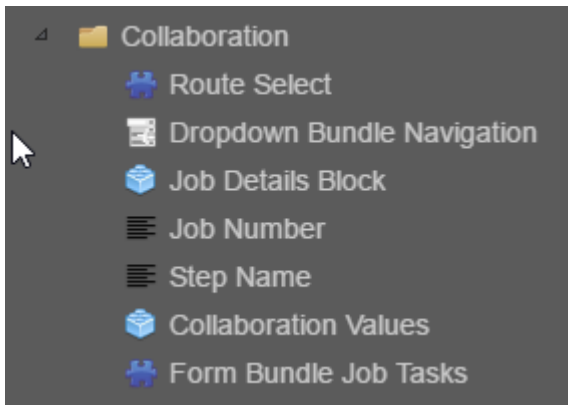
You can assign fields in the form to the standard system values used within Transact (Contact Email, Contact Phone or Save Challenge) using the System Value dropdown, in the Transaction area of the form designer's Data tab.



Collaboration Widgets

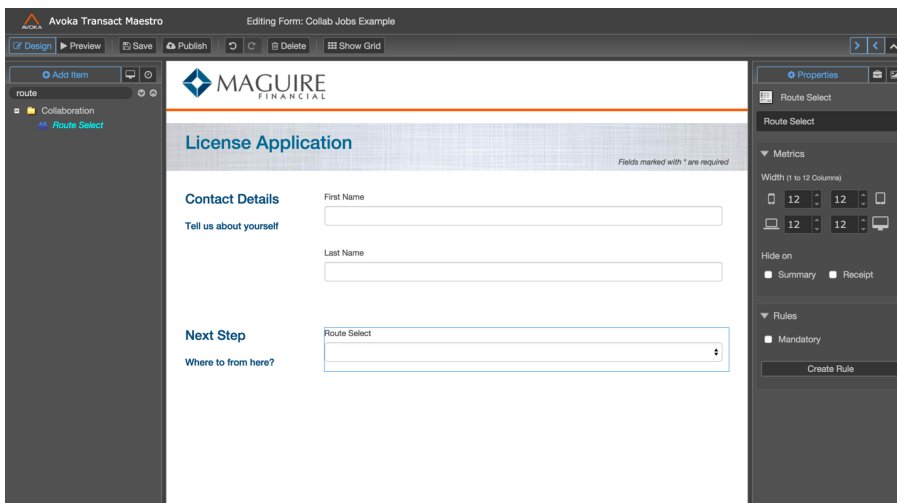
asdf

A number of Collaboration widgets assist in building Collaboration Jobs forms:



Routes Select

The **Route Select** widget in the **Collaboration** category lets the form applicant select the route for the next stage of the **Collaboration Job**, taking its value from the currently available routes.



Standard Maestro Templates Step-Based Rules

Previewing Forms with Collaboration Context

Anonymous Forms - Maestro Save Challenge (CollabJobs v5.0)

TODO

Transact Manager Form Configuration (CollabJobs v5.0)

Prior to discussing the form configuration we need to first create a new Job Controller.

The following are configured in Transact Manager after a form has been imported:

- Form Properties: can be reference in the job definition to provide form specific setting.
- Form Groups: control access to the form
- Form Delivery Method: this has to be setup for the job controller to complete.

Create Job Controller

For the purpose of this documentation, we have created one from an existing service template.

Before we configure the Form, we first have to create a new **Job Controller** service instance from the service template **Job Controller - 2 Step Review**. Please refer to the 2 Step Review example here.

System -> **Job Services** , click the **New** button, fill out as follows

New Service

Home Dashboard ▶ Job Services ▶ New Service

Create a new Service based on a Service Template.

Service Type: Job Controller

Service Template*: Job Controller - 2 Step Review

Service Name*: 2 Step Review Job

Organization*: Maguire

Save Cancel

Form Imported into Transact Manager

In the Form Dashboard

Job Example 2

Home Dashboard ▶ Forms ▶ Form

Dashboard | Details | Flow Config | Email Verification | Form Versions | Abandonment | Page Tracking | Spaces | Group Access | Form Promotion | Deployment Schedule

Form Details

Form Display Name : Job Example 2
Form Code : job-example-2
Organization : Maguire
Delivery Channel: Default - Trash Can Delivery
Created : 07 Oct 2014 - 12:00 by administrator
Last Modified : 17 Nov 2014 - 09:49 by administrator

Form Versions

Version	Current Version	Last Modified	Properties	Attachments	Services	Data Config
1.0	✓	17 Nov 2014			Form Version Services	

[New Form Version](#)

Latest Transactions [View All Transactions](#)

ID	Receipt Number	Time	Transaction Status	Receipt
190	job-example-2-1	02 Mar 15 19:03	Job Delivery Not Ready	

Submissions : 1 Requests : 1 Submission Rate : 100 % Avg. Submit Time : 13 sec

Assign the Job Controller service

Click on the services link as shown in the form Dashboard above.

Job Example 2 - Version 1.0

Home Dashboard > Form > Form Version

Form Version	Properties	Attachment Rules	Services	Form Categories	Form Tags
Job Controller Service			2 Step Review Job		?
Form Prefill Data Service			1 Step Review Job		?
Form Render Service			2 Step Review Job		?
Form Submission Preprocessor			Anonymous 1 Step		?
Form Saved Processor			AVT-2335 Job Controller		?
			Customer Onboarding Job		?
			Customer Onboarding Review Receipts		?
			FCT-3097 Parallel Tasks		?
			Form Bundle Key		?
Submission Completed Processor					?

Form Properties

Form Properties are used by the job to link the reviewer for Initial Review and Additional Review Steps to be set to a Form Group. See form groups below.

Next, go to the **Form Version** -> **Property** tab. Set the **Additional Review** and Initial **Review property** values.

NOTE: By default, both will be mapped to the same Job Reviewers form group.

Job Example 2 - Version 1.0

Home Dashboard > Form > Form Version

Form Version	Properties	Attachment Rules	Services	Form Categories	Form Tags	Form Archive Info																				
	<table border="1"> <thead> <tr> <th>Name</th> <th>Scope</th> <th>Value</th> <th>Type</th> <th>Action</th> </tr> </thead> <tbody> <tr> <td>Additional Review</td> <td>Form</td> <td>Job Reviewers</td> <td>String</td> <td> </td> </tr> <tr> <td>Form Description</td> <td>Form</td> <td>This form works with the "Job Controller 2 Step Review" service template.</td> <td>String</td> <td> </td> </tr> <tr> <td>Initial Review</td> <td>Form</td> <td>Job Reviewers</td> <td>String</td> <td> </td> </tr> </tbody> </table>	Name	Scope	Value	Type	Action	Additional Review	Form	Job Reviewers	String		Form Description	Form	This form works with the "Job Controller 2 Step Review" service template.	String		Initial Review	Form	Job Reviewers	String						
Name	Scope	Value	Type	Action																						
Additional Review	Form	Job Reviewers	String																							
Form Description	Form	This form works with the "Job Controller 2 Step Review" service template.	String																							
Initial Review	Form	Job Reviewers	String																							

Form Groups

Form groups are used to control access the following access to a form. By default if a form group is not assigned to a form it will be available to any user in the organisation to start.

From the **Form Dashboard** if we select the **Group Access** tab. We can set the groups as per below.

Job Example 2

Home Dashboard > Forms > Form

Dashboard	Details	Flow Config	Email Verification	Form Versions	Abandonment	Page Tracking	Spaces	Group Access	Form Promotion	Deployment Schedule
<p>Forms with no associated groups have no access control restrictions. Forms assigned to Groups are only accessible to users belonging to those Groups.</p> <div style="display: flex; justify-content: space-between;"> <div style="width: 45%;"> <p>Available Groups</p> <div style="border: 1px solid #ccc; height: 100px; width: 100%;"></div> </div> <div style="width: 45%;"> <p>Assigned Groups</p> <div style="border: 1px solid #ccc; padding: 5px;"> Job Applicants Job Reviewers </div> </div> </div> <div style="margin-top: 10px; text-align: center;"> <input type="button" value="Groups"/> <input type="button" value="Groups"/> <input type="button" value="Groups"/> <input type="button" value="Groups"/> </div>										

To review the jobs at the Initial and Additional Review steps we add a user that you log in with to the **Job Reviewers** form group.

Click on the **Security** -> **Groups** menu item.

Groups

Home Dashboard > Groups

search Type

Group Name	Type	Description	Form Work Group	New Forms	Saved / Assigned	Completed Forms	Reassign Ta
Job Applicants	Form	Job Applicants		✓	✓	✓	
Job Reviewers	Form	Authorized Job Reviewers.	✓		✓	✓	✓
Receive Delivery Escalation Alerts	Alert	Receive submission delivery escalation alert emails					
Receive Outstanding Payment Alerts	Alert	Receive payment alerts for unpaid submissions					
Receive Promotion Alerts	Alert	Receive form promotion alert emails					
Receive Submission Updates	Alert	Receive submission status update notification emails					

The purpose of the **Job Applicants** form groups is to restrict who can start the form. The **Job Reviewers** cannot initiate the form but can participate in reviewing the submitted forms.

Select the **Job Applicants** group.

The **New Forms** checkbox allows members of this group to start new forms.

Select the **Members** tab, add your user to this tab.

Job Applicants

Home Dashboard > Groups > Group

Job Applicants

Home Dashboard > Groups > Group

Group Forms Members

Name* Job Applicants
Type* Form
Description Job Applicants

Group User Access Control

Share with Work Group
New Forms
Saved / Assigned Forms
Completed Forms
Reassign Task

Group Forms Members

User Accounts

administrator
mary
paul
peter

Group Members

blah

Group Members

>
<
>>
<<

Select the **Job Reviewers** group.

The **Share with Work Group** check box allows members of this group to participate in tasks but not start new forms.

As per above select the **Members** tab, add your user to this tab.

Job Reviewers

Home Dashboard > Groups > Group

Group Forms Members

Name * Job Reviewers

Type * Form

Description Authorized Job Reviewers.

Group User Access Control

Share with Work Group

New Forms

Saved / Assigned Forms

Completed Forms

Reassign Task

Save Close

Job Groups

Job groups are used for the *Reviews* tab in the form space to:

- Control a job coordinator's access to jobs.
- Facilitate a job coordinator's search of jobs by filtering on job group.

It is important to note that there are two ways that job groups can be created. A job group:

- Will be automatically created (recommended method) when a job is run for the first time and the job group is:
 - Specified in the job definition.
 - Not already created.
 - Can be manually created from the *Security -> Groups* menu item and creating a group of type *Job*. For more information, refer to the *Group* section.

These job groups should match the job groups as defined in the job definition of the applicable job(s).

In either case, whether job groups are created automatically or manually, the job groups will need to be assigned to the applicable job coordinators' user accounts.

This is done from the *Security > Groups* menu item. Select each job group and assign the applicable user accounts from the *Members* tab. Then the job group will appear as an option in the job coordinator's *Job Groups* dropdown from the *Reviews* tab

Delivery Method

Before the Collaboration Job will run end to end, either a default Delivery Method should be set for the Maguire organisation or a delivery method should be set for the form.

Note by default **Trash Can Delivery** is set by default so the Collaboration Job will run. However you may want to choose to user email delivery.



To set the default for an Organization.

Forms -> Organizations, select **Maguire** to edit.

Maguire

Home Dashboard > Organizations > Organization

Organization **Delivery Channels** Spaces Payment Gateway Properties Form Cate

Name	Default	Method	Delivery Process	Action
Trash Can Delivery	✓	Delivery Process	Trash Can Delivery Process	 

New Close

To use Email

Select the **New** Button

Fill out the form as follows be sure to enter an Email Address so you can receive these.

Edit Delivery Channel

Home Dashboard > Organizations > Organization > Delivery Channels

Delivery Channels Forms

Name*

Delivery Method*

Description

Default Delivery Channel

Email Addresses*

CC Addresses

Email Subject* `${environmentName} - Form: ${submission.form.formName} Submission ID`

```
1 <html>
2 <head>
3 <title> Transaction Manager Submission Deliv
4 <meta http-equiv="Content-Type" content="tex
```

Task Assign Repeat Context (Advanced Topic) (CollabJobs v5.0)

The task assign repeat functionality allows for the following to be done in a single step

1. Form Bundles with multiple tasks assigned to the same person to be created from a single form.
2. Reviews and Approval workflow with multiple tasks to be assigned to different users for parallel review.

It is important for the job to provide context to the form to differentiate tasks. This is provided in the following tables.

Node Name	Description	Form Use	Since												
Assignee	<p>Used by Parallel tasks which is an advanced topic.</p> <p>The repeat processing iterates over a pipe delimited list of assignees. This shows the current assignee which can be a Username, Group or Email Address (Anonymous Tasks).</p> <p>The example Job Definition definition - Task Assign - Job Action.</p> <div style="border: 1px solid #ccc; padding: 10px; margin: 10px 0;"> <p>Collaboration Jobs Task Assign Action</p> <pre> { "name": "Parallel Tasks", "type": "", "actions": [{ "name": "Create Repeat Tasks", "type": "Job Task Assign", "properties": [{ "name": "Task Assign Repeating", "value": "true" }, { "name": "Task Assign Repeat Item", "value": "\$func.invoke('FCT-3097 Get Repeat Item', \${formDataMap.itemDelimited}, \${assignRepeatIndex})" }, { "name": "Task Assign User", "value": "\$formDataMap.assignDelimited" }, { "name": "Task Form Code", "value": "fct-3097-composer" }, { "name": "Task Message", "value": "Please approve or reject" }, { "name": "Task Subject", "value": "\${assignRepeatItem} Complete Credit Card Application." }, { "name": "Task Input XML Prefill", "value": "\$func. startSubmissionXml()" }, { "name": "Task Type", "value": "Form" }] },], } </pre> </div> <p>To specify Users: use the action property 'Task Assign User' specify a pipe delimited list of usernames</p> <p>In the above example Task Assign User = \$formDataMap.assignDelimited. This is a data extract it may evaluates to "peter paul mary"</p> <p>The first task is created for peter and the Assignee will be peter, the second task will be created for paul and the assignee will be paul etc.</p> <p>To specify Groups: use the action property 'Task Assign Groups' specify a pipe delimited list of groups</p> <p>To specify Anonymous Users: use the action or Email Address (Anonymous Tasks) that an individual item is assigned to.</p>	Read Only	TM 4.1.8												
AssignRepeatIndex	<p>Used by Parallel tasks which is an advanced topic.</p> <p>The repeat processing creates a is the index (Starting at 1) of the task that was created. A Forms can use this to look up a repeat section and hide show values on the form.</p> <p>In the example above 3 tasks will be created:</p> <p>(Assignee: peter, AssignRepeatIndex: 1)</p> <p>(Assignee: paul, AssignRepeatIndex: 2)</p> <p>(Assignee: mary, AssignRepeatIndex: 3)</p>	Read Only	TM 4.2.0												
AssignRepeatItem	<p>Used by Parallel tasks which is an advanced topic.</p> <p>A repeating section in the form may be broken down by something other than a user or group. An example may be a student fills out what sports they want to play. Cricket, Basketball and Rugby</p> <table border="1" style="margin: 10px 0;"> <thead> <tr> <th>Sport</th> <th>Coach</th> <th>Season</th> </tr> </thead> <tbody> <tr> <td>Cricket</td> <td>John</td> <td>Summer</td> </tr> <tr> <td>Basketball</td> <td>Al</td> <td>All Year</td> </tr> <tr> <td>Rugby</td> <td>John</td> <td>Winter</td> </tr> </tbody> </table> <p>Say a student Ginger Meggs wants to do Cricket, Basketball and Rugby, the issue is that the coach John is the same for Cricket and Rugby. How do we present the unique item value</p>	Sport	Coach	Season	Cricket	John	Summer	Basketball	Al	All Year	Rugby	John	Winter	Read Only	TM 4.2.0
Sport	Coach	Season													
Cricket	John	Summer													
Basketball	Al	All Year													
Rugby	John	Winter													

Repeat form Form XML

```
<Sports>
  <Sport><Name>Cricket</Name><Selected>True<Selected><Coach>john</Coach></Sport>
  <Sport><Name>Basketball</Name><Selected>True<Selected><Coach>al</Coach></Sport>
  <Sport><Name>Rugby</Name><Selected>True<Selected><Coach>john</Coach></Sport>
</Sports>
```

The Job Task Assign properties are like this

```
{ "name": "Task Assign Repeating", "value": "true" },
{ "name": "Task Assign Repeat Item", "value": "$func.invoke('Get Repeat Item From Sport Name', ${assignRepeatIndex})" },
{ "name": "Task Assign User", "value": "${formDataMap.assignDelimited}" },
{ "name": "Task Subject", "value": "${assignRepeatItem} application from ${assignee}" }
```

`formDataMap.assignDelimited = "john|al|john"`

In this example 3 tasks are created

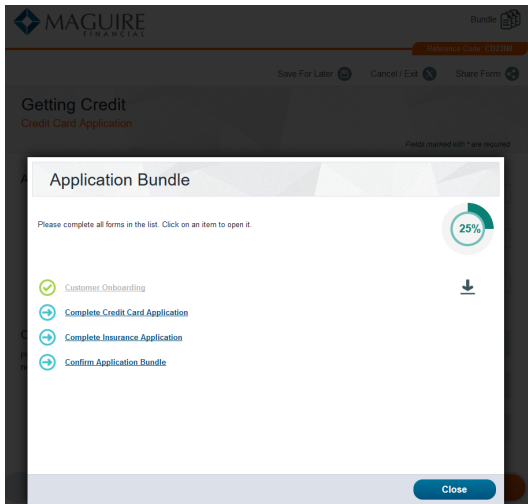
(Assignee: john, AssignRepeatIndex: 1, AssignRepeatItem: Cricket) and the Task Subject will be "Cricket application by Ginger Meggs"

(Assignee: al, AssignRepeatIndex: 2, AssignRepeatItem: Basketball) and the Task Subject will be "Basketball application by Ginger Meggs"

(Assignee: john, AssignRepeatIndex: 3, AssignRepeatItem: Rugby) and the Task Subject will be "Rugby application by Ginger Meggs"

Form Bundle Context (Advanced Topic) (CollabJobs v5.0)

Collaboration Jobs provides additional context information to Form Bundles created using the Maguire Template. This information is automatically used by Maguire form to provide a list of all the other forms in the bundle, their completion status and a way to navigate to the chosen form. To get to the list a user can select as per the screen shot below.....



The form xml shown below is from the [Customer Onboarding Job - Form Bundle \(CollabJobs v5.0\)](#). The data is created in the "/SystemProfile/Job/StepTasks" xml node. It is a list of the current tasks for the form bundle.

Error rendering macro 'code': Invalid value specified for parameter 'com.atlassian.confluence.ext.code.render.InvalidValueException'

Admin Operations (CollabJobs v5.0)

Developers and Administrator

Developers

Developers will need access to the Organisations, Forms, [Job Basics \(CollabJobs v5.0\)#Job Services](#), Service Definition, Security (Users, Groups and Roles).

They will also need [Collaboration Jobs Management](#) screen (section below) which is useful for testing their job. It enables them to search for the test job and then drill down to review the job, step and action state. The Event tab which is useful for viewing actions that have debug output and an errors tab to review Errors with and the context associated with them.

System Administrators

System Administrators will need access to the developers section above above roles to move forms and jobs between environments, to maintain and assign users to the correct groups and roles.

The [Collaboration Jobs Management](#) screen can be used in production they can:

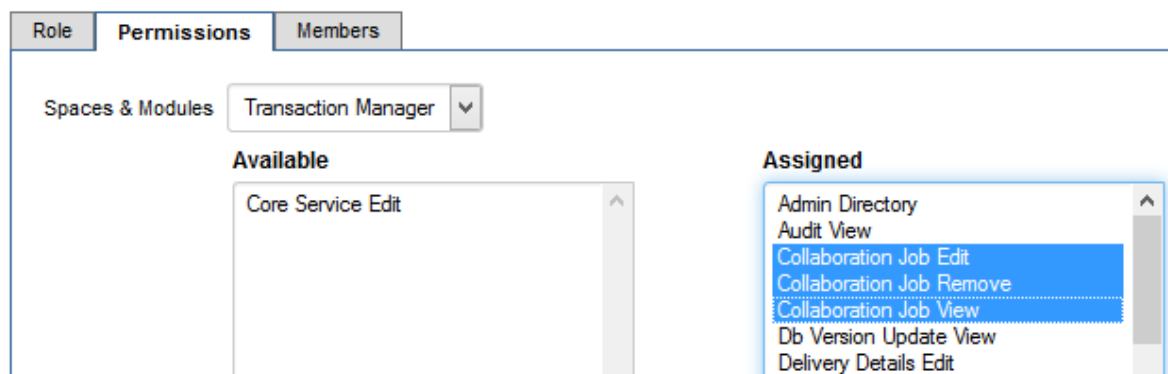
- Search on a job and see "what step is my job up?" then drill down into it for more detail.
- Look at a action task and see who the task is assigned to.
- For completed submissions they view the receipt, Form XML and other details.
- Review error status.

Roles and Permissions

The permissions associated with the Collaboration Job Management are

Administrator

[Home Dashboard](#) ▶ [Roles](#) ▶ [Role](#)



Collaboration Job View allows one to review the entries.

Collaboration Job Edit allows one to make changes to the status save and cancel a job

Collaboration Job Remove allows a developer to permanently remove the job from the Transact Manager database.

Collaboration Job Management

This located under the **Operations** menu -> **Collaboration Jobs**

Collaboration Jobs

Home Dashboard > Collaboration Jobs

search Status Job Controller Start Date 01 Mar 2015 00:00 End Date

ID	Job Number	Job Name	Org.	Created	Job Status	Current Step	Current Action	Action Type	Action Status	Action
165	H2QB7T	1 Step Review Job	maguire	10 Apr 12:42	In Progress	Application Review	Expiry	Expiry	Error	
163	Y5YNTK	AVT-2400 Delay Job	maguire	13 Mar 01:44	In Progress	Application Review	Review Wait	Task Wait	Pending	
162	XARJ4R	AVT-2335 Job Controller	maguire	13 Mar 01:42	Completed	Application Delivery				
161	S9L8JL	AVT-2400 Delay Job	maguire	12 Mar 20:27	In Progress	Application Review	Review Wait	Task Wait	Pending	
160	CDXNLL	AVT-2400 Delay Job	maguire	12 Mar 09:01	In Progress	Application Review	Review Wait	Task Wait	Pending	
159	LSYS75	Claims Job Controller	Education-AAMS	05 Mar 16:16	In Progress	Claim Delivery	Claim Delivery	Delivery	Error	
158	8XEJZ2	Claims Job Controller - Dev	Education-AAMS	03 Mar 18:10	In Progress	Assess Claim	Handle Submission	Task Wait	Error	
157	HS7635	Claims Job Controller - Dev	Education-AAMS	03 Mar 17:40	In Progress	Claim Delivery	Claim Delivery	Delivery	Error	
156	87KQPJ	Claims Job Controller - Dev	Education-AAMS	03 Mar 17:01	In Progress	Claim Delivery	Claim Delivery	Delivery	Error	
155	9A5BRA	Claims Job Controller - Dev	Education-AAMS	03 Mar 16:10	In Progress	Assess Claim	Handle Submission	Task Wait	Error	
154	QNB4XS	Claims Job Controller - Dev	Education-AAMS	03 Mar 15:19	In Progress	Assess Claim	Handle Submission	Task Wait	Error	
153	6TMY2L	Claims Job Controller - Dev	Education-AAMS	03 Mar 10:24	In Progress	Assess Claim	Handle Submission	Task Wait	Error	
152	2G8RAQ	Claims Job Controller - Dev	Education-AAMS	03 Mar 10:05	In Progress	Recipient Response	Handle Submission	Task Wait	Pending	
151	GJSFHZ	Claims Job Controller - Dev	Education-AAMS	03 Mar 09:56	In Progress	Recipient Response	Handle Submission	Task Wait	Pending	
150	BCRR9Y	Claims Job Controller	Education-AAMS	03 Mar 09:33	In Progress	Recipient Response	Handle Submission	Task Wait	Pending	

[Export Data](#)

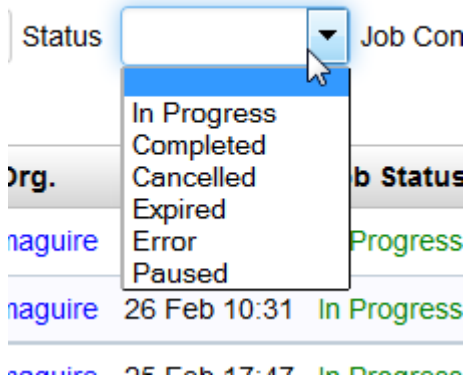
Job Search

The first page is a search page with a filter above and results table below

Search Filter

It allows an administrator or developer to locate job instance(s) based upon:

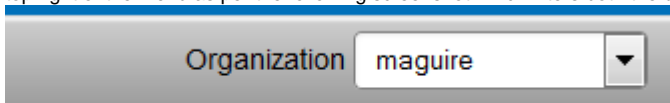
1. A **full word** search over a number of Job fields such as Job Number and Job Name.
2. The current job status can be selected from a drop down.



3. The Job Controller can be also be selected from a drop down.
4. A Date Range: Start and End Date

TIP:

- This Job Controller Drop Down only includes the Job Controllers for organisations that the administrator has access to. The search results only show the job instances linked to those organisations.
- A global administrator (or an organisational administrator that has been allocated to more than one organisation) can select an organisation on the top right of the menu as per the following screenshot which filters both the drop down and the search results.








Search Result Table

The Search Results are ordered in reverse chronological order based on the job creation date. Each row in the results shows a job instance.

The row entry values can be hyperlink

- (Job) ID, Job Number, Job Name selecting any of these will take you to the [Job Detail](#) page for the job instance (as described below)
- Org. (Organization) clicking on this link is a shortcut to the Organization Edit page.
- Created Date: The date the job was created
- Job Status valid status are listed in the [Job Basics \(CollabJobs v5.0\)#Job Statuses](#) page.
- Current Step selecting the link takes you to the [Step Details](#) page below for the current step instance.
- Current Action selecting the link takes you to the [Action Details](#) page below for the current step instance.
- Action Status is for the current Action. The valid action statuses are listed in the [Job Basics \(CollabJobs v5.0\)#Action Execution](#) page.

Action Column shows icons that when present perform some task associated with the rows job instance.

Icon	Details
	This icon takes you to the Job Detail page for the selected job instance
	This icon pauses the job instance.
	This executes the job instance immediately. This is useful for a jobs developer trouble shooting an action service. They can make a programming or configuration change then press this to execute. For an administrator a action may have failed due to a system being down. Once the system has been fixed they can press the button to test it.
	This cancels the job. The Job details are still available. Note it is only available when a job has not completed.
	This appears after a job is cancelled, selecting it will permanently remove the job from the Transact Manager database. This is useful for cleaning out test jobs created during developing.

Job Detail

The screen below contain the details for the job instance. The Steps, Actions, Events and Submissions tabs are discussed in the sections below.

2 Step Review Job

[Home Dashboard](#) > [Collaboration Jobs](#) > [Job Details](#)

Job Details	Steps	Actions	Events	Submissions
Job Number	EFBAAM			
Job Name	2 Step Review Job			
Job Key	9f21f987ee5f4dc8664d1831dfc440ca			
Process Immediate	false			
Organization	Maguire			
Job Controller	2 Step Review Job			
Status *	In Progress			
Creation Time	09 Apr 2015 6:04:00 PM			
Last Processed Time	09 Apr 2015 6:10:50 PM			
<input type="button" value="Save"/> <input type="button" value="Close"/>				

In addition if custom action services are being developed that has a programming or runtime error there will be an Errors Tab.

Customer Onboarding Review Receipts Job

[Home Dashboard](#) > [Collaboration Jobs](#) > [Job Details](#)

Job Details	Steps	Actions	Events	Errors	Submissions
Job Number	JF8ZU3				
Job Name	Customer Onboarding Review Receipts				
Job Key	711fcb3c4101bb03746e80017c15ff82				
Process Immediate	true				
Organization	Maguire				
Job Controller	Customer Onboarding Review Receipts				
Status *	In Progress				
Creation Time	04 Mar 2015 3:02:01 PM				
Last Processed Time	04 Mar 2015 3:25:51 PM				
<input type="button" value="Save"/> <input type="button" value="Close"/>					

Job Number, **Job Name** and **Job Key** are specific to this job instance.

Process Immediate setting see [Job Basics \(CollabJobs v5.0\)#Job Execution](#).

Organization: Name of the organisation the job belongs to, its is also a link to the organisation edit page.

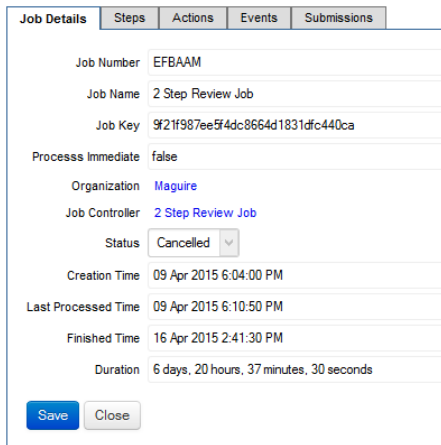
Job Controller: The name of the Job Controller which has a link to the Job Controller's Editor opening in the Job Definition page.

Status: The drop down displays the current job status. The status can be modified as follows.

- If the job is **In Progress** it can be changed to **Paused** or **Cancelled** and saved.
- A Job that is **Paused** can be changed to **In Progress** or **Cancelled**.
- Changing to **Cancelled** and saving cannot be undone.

For **In Progress** and **Paused** Jobs it shows the Job Creation Time and Last Processed Time.

For Completed jobs it list the Finished Time and elapsed duration.



The screenshot shows a 'Job Details' form with tabs for 'Steps', 'Actions', 'Events', and 'Submissions'. The form contains the following fields:

- Job Number: EFBAAM
- Job Name: 2 Step Review Job
- Job Key: 9f21f987ee5f4dc8664d1831dfc440ca
- Process Immediate: false
- Organization: [Maguire](#)
- Job Controller: [2 Step Review Job](#)
- Status: Cancelled (dropdown menu)
- Creation Time: 09 Apr 2015 6:04:00 PM
- Last Processed Time: 09 Apr 2015 6:10:50 PM
- Finished Time: 16 Apr 2015 2:41:30 PM
- Duration: 6 days, 20 hours, 37 minutes, 30 seconds

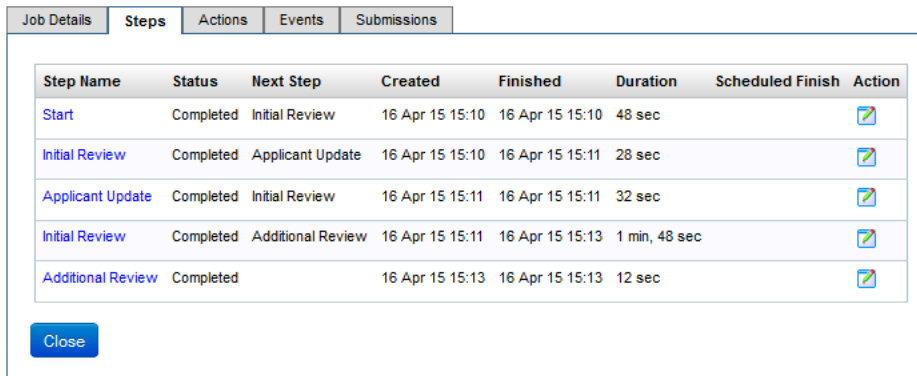
At the bottom of the form are 'Save' and 'Close' buttons.

Steps






The steps tab lists the steps that have run or are in progress in a table as per the screenshot below

2 Step Review Job

[Home Dashboard](#) > [Collaboration Jobs](#) > [Job Details](#)



The screenshot shows the 'Steps' tab of the 'Job Details' form. It contains a table with the following data:

Step Name	Status	Next Step	Created	Finished	Duration	Scheduled Finish	Action
Start	Completed	Initial Review	16 Apr 15 15:10	16 Apr 15 15:10	48 sec		
Initial Review	Completed	Applicant Update	16 Apr 15 15:10	16 Apr 15 15:11	28 sec		
Applicant Update	Completed	Initial Review	16 Apr 15 15:11	16 Apr 15 15:11	32 sec		
Initial Review	Completed	Additional Review	16 Apr 15 15:11	16 Apr 15 15:13	1 min, 48 sec		
Additional Review	Completed		16 Apr 15 15:13	16 Apr 15 15:13	12 sec		

At the bottom of the table is a 'Close' button.

Clicking on the Action icon will take you to the steps details

Step Details

Initial Review Step

Home Dashboard > Collaboration Jobs > Job Details > Collaboration Job Step

Step Details
Actions

Name

Status

Share Form Data

All Forms Editable

Next Step Name

Creation Time

Finished Time

Duration

Close

Clicking on the Actions Tab shows only the Actions that are run for that step. this screen is discussed in the Actions section.

Initial Review Step

Home Dashboard > Collaboration Jobs > Job Details > Collaboration Job Step

Step Details
Actions

Action Name	Action Type	Status	Route Result	Attempts	Created	Finished	Duration	Action
Create Task	Task Assign	Completed		1	16 Apr 15 15:10	16 Apr 15 15:11	14 sec	
Handle Submission	Task Wait	Completed	Decline	1	16 Apr 15 15:10	16 Apr 15 15:11	28 sec	

Close

Actions

If the Actions tab from the edit screen list all the steps and actions in order that they were created. each row details information about an action instance.

The Action Name is a link that can be clicked on to get to the Action Detail page. Clicking on the icon will take you to the Action Detail page.



Job Details
Steps
Actions
Events
Submissions

Step Name	Action Name	Action Type	Status	Assignee	Submitter	Index	Item	Route Result	Attempts	Created	Finished	Duration	Action
Start	Handle Submission	Form Start	Completed	Job Reviewers	blah				1	16 Apr 15 15:10	16 Apr 15 15:10	48 sec	
Initial Review	Create Task	Task Assign	Completed	Job Reviewers	blah				1	16 Apr 15 15:10	16 Apr 15 15:11	14 sec	
Initial Review	Handle Submission	Task Wait	Completed					Decline	1	16 Apr 15 15:10	16 Apr 15 15:11	28 sec	
Applicant Update	Create Task	Task Assign	Completed	blah	blah				1	16 Apr 15 15:11	16 Apr 15 15:11	31 sec	
Applicant Update	Handle Submission	Task Wait	Completed					Update	1	16 Apr 15 15:11	16 Apr 15 15:11	32 sec	
Initial Review	Create Task	Task Assign	Completed	Job Reviewers	blah				1	16 Apr 15 15:11	16 Apr 15 15:13	1 min, 32 sec	
Initial Review	Handle Submission	Task Wait	Completed					Exceeds Threshold	1	16 Apr 15 15:11	16 Apr 15 15:13	1 min, 48 sec	
Additional Review	Create Task	Task Assign	Completed	Job Reviewers	blah				1	16 Apr 15 15:13	16 Apr 15 15:13	11 sec	
Additional Review	Handle Submission	Task Wait	Completed						1	16 Apr 15 15:13	16 Apr 15 15:13	12 sec	

Close

Action Column shows icons that when present perform some task associated with the rows action instance.

Icon	Details
	This icon takes you to the Action Details page for the selected job instance
	If the Action Type is a Task Assign or Form Start there will be a submission linked. This takes you to the Form Transaction view page where you can inspect the FormXml
	If the Action Type is a Task Assign or Form Start there will be a submission linked. It shows if the task after the task has been submitted and the receipt generated. Clicking on this will allow you to view the receipt.

Action Details

Action Details | **Events**

Name: Handle Submission

Type: Job Form Start

Job Action Key: d5c86eaffac9283ffc34c5bdffe702cf

Creation Time: 16 Apr 2015 3:10:02 PM

Finished Time: 16 Apr 2015 3:10:50 PM

Duration: 48 seconds

Form Transaction: [job-example-2-4](#)

Action Processing

Action Service: [Job Form Start Action](#)

Status: Completed

Action Attempts: 1

Action Executed Time: 16 Apr 2015 3:10:50 PM

[Close](#)

The Action Details page gives even more detail about the action instance.

The event tab only shows events that are associated with the action instance.

Event Tab

The Event Tab list of all the action events associated with a job.

Customer Onboarding Review Receipts Job

Home Dashboard > Collaboration Jobs > Job Details

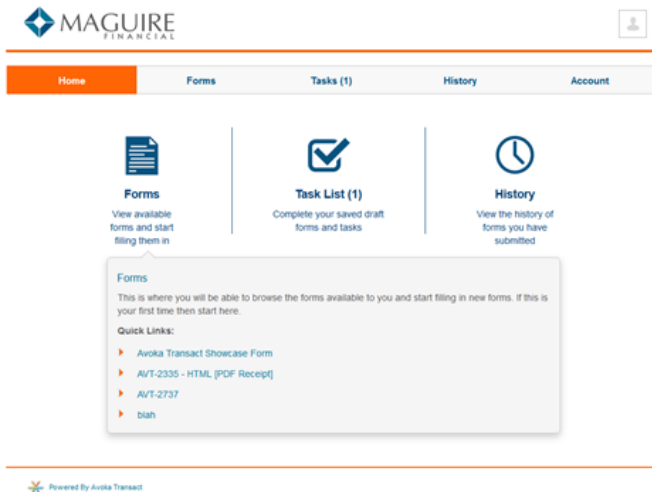
ID	Type	Message	Created	Username	Action
112	Info	'Job Form Start Action' action service executed with result status 'Completed'	04 Mar 15 15:02	unknown	
113	Info	'Create Submission User Account' action service executed with result status 'Completed'	04 Mar 15 15:02	unknown	
114	Info	Evaluated action 'Credit Cards Application' precondition '\$formDataMap.productCreditCards == true' to 'true'	04 Mar 15 15:02	unknown	
115	Info	'Job Task Assign Action' action service executed with result status 'Assigned'	04 Mar 15 15:02	unknown	
116	Info	Evaluated action 'Insurance Application' precondition '\$formDataMap.productInsurance == true' to 'true'	04 Mar 15 15:02	unknown	
117	Info	'Job Task Assign Action' action service executed with result status 'Assigned'	04 Mar 15 15:02	unknown	
118	Info	'Job Task Wait Action' action service executed with result status 'Pending'	04 Mar 15 15:02	lbunton@avoka.com	
119	Info	'Job Task Wait Action' action service executed with result status 'Completed'	04 Mar 15 15:02	lbunton@avoka.com	
120	Info	'Job Receipt Wait' action service executed with result status 'In Progress'	04 Mar 15 15:02	lbunton@avoka.com	
121	Info	'Job Receipt Wait' action service executed with result status 'Completed'	04 Mar 15 15:21	administrator	
122	Error	Error occurred executing Job Action service 'Job Task Assign Action': java.lang.IllegalArgumentException: Form not found for Form Code: onboard-review	04 Mar 15 15:21	administrator	
123	Error	Error occurred executing Job Action service 'Job Task Assign Action': java.lang.IllegalArgumentException: Form not found for Form Code: onboard-review	04 Mar 15 15:25	administrator	
124	Info	'Job Task Assign Action' action service executed with result status 'Assigned'	04 Mar 15 15:25	administrator	
125	Info	'Add Individual Receipts' action service executed with result status 'Completed'	04 Mar 15 15:25	administrator	
126	Error	Error occurred executing Job Action service 'Add Merged Receipts': ApplicationException: GroovyJobActionService: Error invoking Groovy script: groo...	04 Mar 15 15:25	administrator	
127	Error	Error occurred executing Job Action service 'Add Merged Receipts': ApplicationException: GroovyJobActionService: Error invoking Groovy script: groo...	04 Mar 15 15:25	administrator	

Tip: The event Tab is useful for a developer debugging a Groovy Action Service. The following is used extensively in the advanced examples:

- A **logEvent** closure is created to write to the event log. (line 37)
- This is used to write debug output which can be seen in the Event Tab

Form Space (CollabJobs v5.0)

Transact uses form spaces a means to host forms, list tasks assigned to users and show submission history.



Public and Authenticate Users

Authenticated User

Authenticated users either login to Transact Space using credentials that delegates authentication and authorisation to 3rd party system. Transact integrates to several authentication and authorisation systems such as Active Directory, LDAP and via SSO.

- Business Users Internal to an Enterprise.
- Government Department.
- Staff and Contractors that work in the field.

Transaction Manager can also maintain local users. An example could be contractors that aren't held in the organisation LDAP system.

Authenticated users have access to features of [Secured Form Space](#) as per below.

Public Anonymous User

Members of the public click on a link from your company website which opens an unsecured form page in the portal. The available list of forms is manually maintained by your company on their website.

Using anonymous users has the following advantages:

- Removes the overhead of maintaining users and passwords.
- Storing public users can have issues around privacy.

However Anonymous users do not have access to the advanced features of the secured portal such as Form, To-do and History pages as described below.

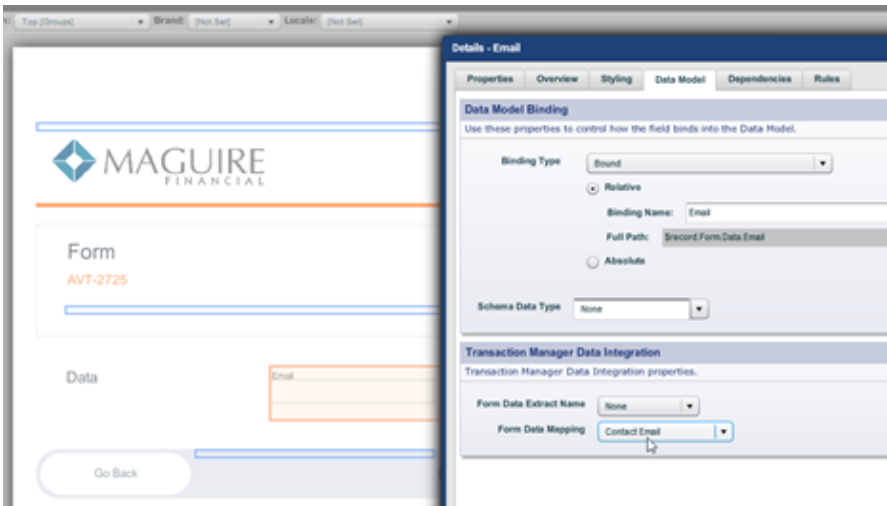
An anonymous user can still participate:

- If they save a form an email will be sent to them with a link that will open the saved form.
- Tasks are emailed to a user with a link to open the task.
- Job statuses can be emailed out to the user as the job progresses.

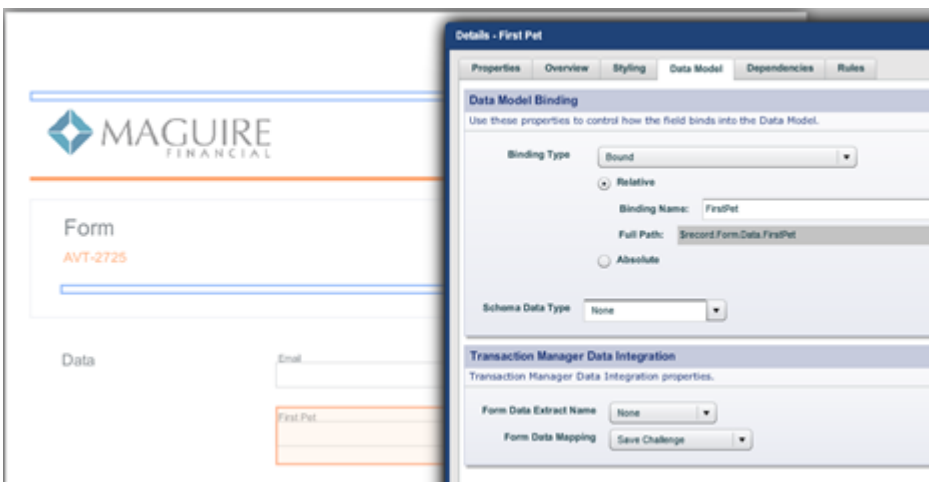
Anonymous users must provide their email address. Optionally a security question can be set to open saved forms and tasks.

Anonymous Form Setup

The form is hosted on an unsecured page in the space. At minimum the public user filling out the forms must provide their **email** address. This email is used to send status updates, saved transactions and can also be used to assign tasks back to the user. The following shows a composer form that has an email field configured.



In addition, one of the form fields can be used to provide a security challenge question as shown below. The security challenge question is entered by the user when they open a saved form or anonymous task created by the job later.



Secured Form Space

The following describes the section are only available to users that are authenticated.

Common Portal Features

These features are available to all users that are assigned to a space.

Forms Tab

This *Forms* tab list all the forms available for a user to start. The user can filter the results:

- Enter a string in the search box.
- Click on the *Go* button.

Forms

Select from the list of available forms below:

▶ **Customer Onboarding - Credit Cards**

This is an example Credit Card application which is optionally included in an account opening application bundle. This form is used simply to illustrate form prefill being performed in an onboarding job, and is not representative of a Credit Card application form.

▶ **Customer Onboarding - Insurance**

This is an example Insurance application which is optionally included in an account opening application bundle. This form is used simply to illustrate form prefill being performed in an onboarding job, and is not representative of an Insurance application form.

▶ **Customer Onboarding - Review**

▶ **Customer Onboarding**

This is an example customer onboarding application which is used to start an account opening application form bundle. This form is used simply to illustrate the user experience, and is not representative of an account opening application form.

Note:

- Form Groups are used to restrict what forms are listed here reg [Form Groups - User Access Control](#) below. By default, a form is not assigned to a form group and will appear in the list.
- When a form group is assigned to a form, and the form group has the "New Form" permission set, then it will be visible in this list to members of the form group.

Tasks Tab

This page lists Saved Forms, Assigned Tasks and Submitted forms. Note submitted forms are ones that require additional attachments or payments and are not using most. Most Collaboration Jobs will use the inform transaction management features of Maguire which means the submitted forms will be empty.

The user can filter their tasks on:

- A keyword (the job name).
- Jobs started the last number of days up to and including a year by selecting from the *Last* dropdown. This dropdown defaults to the last 90 days.
- Jobs that are currently *Assigned*, *Saved* or *Submitted* by selecting from the *Status* dropdown.
- When the form space property *Search Filter Group Select* checkbox is ticked:
 - Form groups by selecting from the *Groups* dropdown:
 - Blank for any tasks that are assigned to the user account that you are logged in to.
 - *[All Groups]* for all form groups.
 - A chosen form group.

otherwise

- Select the *Group Items* checkbox to only show group items.

Task List

Complete your outstanding forms and tasks.

Last:
 Status:
 Groups:

▶ **28RJ59J - Initial review of Personal Loan Application Request from Anne Gray**

Assigned Task

Tracking Code: **28RJ59J**

Job Number: **QGTVTND**

Assigned To: **Job Reviewers**

Created: **3 Oct 2017 4:33 PM**

Please perform the initial review of the Personal Loan Application Request from Anne Gray.

[Claim](#) [Claim and Open](#) [View Copy](#)

▶ **YNMSXT6 - Initial review of Personal Loan Application Request from Anne Gray**

Opened Task

Tracking Code: **YNMSXT6**

Job Number: **Z8YBRV7**

Assigned To: **roger**

Created: **21 Sep 2017 11:52 AM**

Please perform the initial review of the Personal Loan Application Request from Anne Gray.

[View Copy](#)

Task List

Complete your outstanding forms and tasks.

Filter:

▶ **DJG45W - Customer Onboarding** 

Saved Form

Tracking Code: **DJG45W**

Saved At: **23 Apr 2015 4:05 PM**

▶ **H57DQ7 - Netball Complete Credit Card Application.**

Assigned Task

Tracking Code: **H57DQ7**

Job Number: **NVKMQ9**

Assigned To: **mary**

Created: **12 Feb 2015 5:40 PM**

Please approve or reject

Assigned Task Types

A job creates tasks which are assigned to a user, group or anonymous user (email).

There are 3 task types:

- **Form Task:** The form xml can be pre-filled. Assigned to a User or a Group and displayed to secure users in the To-do Page of the portal.
- **Review Task:** The review task copies the form xml and attachments from a previous submission. Assigned to a User or a Group and displayed to secure users in the Todo Page of the portal.
- **Anonymous Task:** The task can only be assigned to an email. The anonymous form xml can be pre-filled.

History Tab

The history page shows a list of all submissions that a user had. A submission that starts a job can contain a processing status that is updated as the job progresses through its steps.

The user can filter the result using a keyword search and to show all Group Submissions.

History
View the history of forms you have submitted and their processing status.

job example| Group Submissions:

▶ **9GNNXH - Job Example 2**
Tracking Code: 9GNNXH Job Number: YAZAXE
Completed: 16 Apr 2015 3:13 PM

▶ **KHALF2 - Job Example 2**
Tracking Code: KHALF2 Job Number: YAZAXE
Completed: 16 Apr 2015 3:13 PM

▶ **TQARKA - Job Example 2**
Tracking Code: TQARKA Job Number: YAZAXE
Completed: 16 Apr 2015 3:11 PM

▶ **C4WTSD - Job Example 2**
Tracking Code: C4WTSD Job Number: YAZAXE
Completed: 16 Apr 2015 3:11 PM

▶ **YAZAXE - Job Example 2**
Tracking Code: YAZAXE Job Number: YAZAXE
Completed: 16 Apr 2015 3:10 PM
Processing Updated: 16 Apr 2015 3:13 PM
Processing Status: Your Job Example 2 application is at the Final Review Step.

▶ **EFBAAM - Job Example 2**
Tracking Code: EFBAAM Job Number: EFBAAM
Completed: 9 Apr 2015 6:04 PM
Processing Updated: 9 Apr 2015 6:10 PM
Processing Status: Your Job Example 2 application has been declined, it requires you to provide additional updates.

Form Groups - User Access Control

The permission to edit tasks, claim assign and return to group are based upon the Form Group - User Access Controls.

Job Reviewers

Home Dashboard ▶ Groups ▶ Group

Group | Forms | Members

Name * Job Reviewers

Type * Form

Description Authorized Job Reviewers.

Group User Access Control

Share with Work Group

New Forms

Saved / Assigned Forms

Completed Forms

Reassign Task

Share with Work Group: Minimum access control that allows a user to work with the forms in the form group. Also requires additional access below.

New Forms: Access control allowing users to open new forms. With this set the form becomes visible in the Forms Page.

Saved / Assigned Forms: Access control allowing users to open saved work group forms and group assigned form tasks in the Tasks page. If the Group tasks are claimable, it makes the **Claim**, **Claim and Open** and **View Copy** links available.

Completed Forms: Access control allowing users to view completed form group submissions in the history page.

Reassign Task: Access control allowing users to perform Claim, Reassign tasks to other users.

Authenticated User Roles

There are several authenticated user roles

- **Start User:** Such a user may
 - Submit a form that starts a Collaboration Job
 - They want to check on the status of the job and they may be asked for more information.
 - They may also want to participate in a workflow by updating their form details if requested.

Job Applicants

Home Dashboard > Groups > Group

Group | Forms | Members

Name*

Type* ?

Description

Group User Access Control

Share with Work Group ?

New Forms ?

Saved / Assigned Forms ?

Completed Forms ?

Reassign Task ?

Job Example 2

Home Dashboard > Forms > Form

Dashboard | Details | Flow Config | Email Verification | Form Versions | Abandonment | Page Tracking | Spaces

Forms with no associated groups have no access control restrictions.
Forms assigned to Groups are only accessible to users belonging to those Groups.

Available Groups

- Job Managers
- Job Reviewers

Assigned Groups

- Job Applicants

Groups

- **Reviewers:** These will be reviewing jobs as part of their job on a daily basis. They might be part of a group that looks after a particular step.

Group User Access Control

- Share with Work Group ?
- New Forms ?
- Saved / Assigned Forms ?
- Completed Forms ?
- Reassign Task ?

- **Managers:** These manage a group of reviewers for a particular step. They may also review tasks themselves. They can have the ability to assign or reassign tasks to another user.

Group User Access Control

- Share with Work Group ?
- New Forms ?
- Saved / Assigned Forms ?
- Completed Forms ?
- Reassign Task ?

- **Job Coordinator:** They are a Business Systems Coordinator that look after the job as a whole. Please see [Job Coordinator](#) section below.

Groups, Task Claiming Type

There are 2 models that can apply when working with tasks.

1. **Default:** Group tasks is an optimistic model. It allows a group task to be opened by 2 group members the first user to submit the form won. The second user's submission is ignored.
2. **Task Enable Claiming:** (Transact Version 4.1+) Task claiming can be setup for Group tasks. Claiming allows a task to be edited by a user while preventing another user editing it. This requires specific additions to the Job Definition as described below.

Job Definition - Action Configuration

Group Task Claiming needs to be configured when the task is created. This is done in the Job Task Assign - Action by the **Task Enable Claiming** action property as seen in the extract from Job Example 2 below.

Job Task Assign - Action Definition [Expand source](#)

```
{
  "name": "Create Task",
  "type": "Job Task Assign",
  "properties": [
    { "name": "Process Message Submission Step", "value": "Start" },
    { "name": "Process Message Text", "value": "Your ${submission.formName} application is at the Final Review Step." },
    { "name": "Task Assign Groups", "value": "Job Reviewers,Job Managers" },
    { "name": "Task Enable Claiming", "value": "true" },
    { "name": "Task Message", "value": "The application has been initially approved and is pending your final review." },
    { "name": "Task Review Previous Step", "value": "true" },
    { "name": "Task Subject", "value": "Additional review of ${submission.formName} from ${formDataMap.firstName} ${formDataMap.lastName}" },
    { "name": "Task Type", "value": "Review" }
  ]
},
```

No Task Claiming Example

Below we have logged into the portal as Roger Reviewer and click on Tasks. Roger does not have any tasks assigned to him so his list is empty.

Task List

Complete your outstanding forms and tasks.

Filter:
 Group Items:

No Tasks found.

Powered By Avoka Transact

Clicking on the Group Items checkbox shows the tasks assigned to the Job Reviewers Group.

Task List

Complete your outstanding forms and tasks.

Filter:
 Group Items:

▶ [Z5PL9X - Review Job Example 1 by testteam@avoka.com.](#)

Assigned Task

Tracking Code: Z5PL9X Job Number: KUSTXQ
 Assigned To: Job Reviewers Created: 14 Jul 2015 4:05 PM

Please review the Job Example 1 by Joe Public.

▶ [6EBGZE - Initial review of Job Example MSGR from Anne Applicant](#)

Assigned Task

Tracking Code: 6EBGZE Job Number: T6SLVX
 Assigned To: Job Reviewers Created: 29 May 2015 1:43 PM

Please perform the initial review of the Job Example MSGR from Anne Applicant.

Roger can open the Job Example 1 Task by clicking on the link. This opens the form.

Mike Manager who is a member of Job Managers could open the task at the same time. The person that submitted the tasks **last** submission is ignored.

Example - Task Claiming Enabled

When Task Claiming is enabled the Job Reviewer looks at his group items and can find the task as per below.

▶ **VZCSBK - Job Example 1T**

Assigned Task

Tracking Code: VZCSBK Job Number: J8NUSX
 Assigned To: Job Reviewers Created: 30 Jul 2015 2:34 PM

Please review the Job Example 1T by Big Bob.

[Claim](#) [Claim and Open](#)

Clicking **Claim and Open** will open the form. Other users will be restricted from editing the form.

Clicking **Claim** assigns it to Roger and we see the notification.

Note

Task VZCSBK claimed successfully.

VZCSBK - Review Job Example 1T by bb@noreply.avoka.com.

Assigned Task

Tracking Code: VZCSBK

Job Number: J8NUSX

Assigned To: roger

Created: 30 Jul 2015 2:34 PM

Please review the Job Example 1T by Big Bob.

[Return to Group](#) [View Copy](#)

Tasks that have been assigned will appear in the users list without having to tick the Group Items

Task List

Complete your outstanding forms and tasks.

Filter:
 Group Items:

VZCSBK - Review Job Example 1T by bb@noreply.avoka.com.

Assigned Task

Tracking Code: VZCSBK

Job Number: J8NUSX

Assigned To: roger

Created: 30 Jul 2015 2:34 PM

Please review the Job Example 1T by Big Bob.

[Return to Group](#) [View Copy](#)

Actions:

- **Return to Group** removes the claim from the task effectively returning it to Job Reviewers Group
- **View Copy** allows the user to open
- Clicking on the task title link opens the form.

Opening the form as a Job Manager

Note

Task M9V7CY successfully returned to the group.

M9V7CY - Job Example 2

Assigned Task

Tracking Code: M9V7CY

Job Number: 6RH9TB

Assigned To: Job Reviewers

Created: 23 Apr 2015 5:19 PM

Please perform the initial review of the Job Example 2 from Mary FCT-3097.

[Claim](#) [Claim and Open](#) [Assign to...](#)

Claim and Open claims the form to (Claire) and opens the form.

Assign To allows the form to be allocated to someone else in the group (Brian Lah). We need to enter their login name (blah) as follows.

▶ **M9V7CY - Job Example 2**

Assigned Task
 Tracking Code: **M9V7CY**
 Assigned To: **Job Reviewers**

Please perform the initial review of the Job Example

[Claim](#) [Claim and Open](#) [Assign to...](#)

Login name

OK Cancel

We can see the task is now assigned to blah

Note
 Task **M9V7CY** successfully reassigned to user **blah**.

▶ **M9V7CY - Job Example 2**

Assigned Task
 Tracking Code: **M9V7CY** Job Number: **6RH9T8**
 Assigned To: **blah** Created: **23 Apr 2015 5:19 PM**

Please perform the initial review of the Job Example 2 from Mary FCT-3097.

[Claim](#) [Claim and Open](#) [Assign to...](#) [Return to Group](#)

For Claire to open she can claim it back from Brian Lah.

Task List

Complete your outstanding forms and tasks.

Filter:
 Group Items:

Note
 Task **M9V7CY** claimed successfully.

▶ **[M9V7CY - Initial review of Job Example 2 from Mary FCT-3097](#)**

Assigned Task
 Tracking Code: **M9V7CY** Job Number: **6RH9T8**
 Assigned To: **claire** Created: **23 Apr 2015 5:19 PM**

Please perform the initial review of the Job Example 2 from Mary FCT-3097.

[Assign to...](#) [Return to Group](#)

Job Coordinator

A job coordinator or business system coordinator monitors and manages collaboration jobs. As coordinators, they do not necessarily get involved with actioning tasks. Instead, they manage the overall jobs processing and only intervene when required to do so.

With large scale operations, such as those having several regions and job coordinators managing their group(s) of jobs, the implementation of job groups facilitates the jobs to be filtered on one or all job groups.

Reviews Tab

Job coordinators can switch to the *Reviews* tab in the form space and access all review and approval jobs. They may wish to search for a job and check:

- The job details.
- The step the job is up to.
- Information about the job's current task and its status.
- History of the job's previous submissions including submission receipts.

The *Reviews* tab allows the coordinator to check for jobs by using the filtering options to obtain a suitable search result list (refer to screenshot below).

1. You may wish to filter the list by one or more of the following:

- In the search box, enter one of:
 - Job number
 - Tracking code
 - Contact email
 - By default, only the review and approval jobs for the last 90 days will be listed. To see the last jobs going back to a different period, select one of the periods from the *Last* dropdown.
 - By default, only the review and approval jobs that are in progress will be listed. That is, the *Status* dropdown will initially have the *In Progress* option selected. To see jobs of:
 - All statuses, select blank from the *Status* dropdown.
 - A specific status, select the status from the *Status* dropdown.
 - By default, all jobs from all the job groups, *[All Groups]* that you are responsible for will be listed [\[MA3\]](#) . Select from the *Job Groups* dropdown:
 - *[No Groups]* to see jobs that had not been allocated to any job groups.

This option is required because jobs not allocated to any job group do not appear when *[All Groups]* is selected.

In the case where your company allocate all jobs to job groups, this option will allow for the changeover period where you can still see jobs before the job groups were introduced.

- A specific job group to see jobs associated to that job group. Only the job groups that you are responsible for will be listed in the *Job Groups* dropdown.

1. Click the *Go* button.

MAGUIRE FINANCIAL

Home Forms Tasks History **Reviews** Help Desk

Review and Approvals

Search for review and approval jobs.

search Status: Completed Last: 7 days

▼ **69WNTK - Anonymous 1 Step**
Created: 27 Oct 2015 4:37 PM Finished: 27 Oct 2015 4:43 PM
Job Number: 69WNTK Job Status: Completed Current Step: Application Completed

▶ **69WNTK - Job Anonymous 1**
Tracking Code: 69WNTK Step: Application Start - Completed
Submitted By: Submitted At: 27 Oct 2015 4:37 PM

▶ **7FGWKK - Job Anonymous 1**
Tracking Code: 7FGWKK Step: Application Review - Completed
Created: 27 Oct 2015 4:37 PM Completed On: 27 Oct 2015 4:39 PM
Completed By: bunton@avoka.com

▼ **ZBC2H5 - Review and Approval - 1 Step User Review**
Created: 27 Oct 2015 4:22 PM Finished: 27 Oct 2015 4:28 PM
Job Number: ZBC2H5 Job Status: Completed Current Step: Application Completed

▶ **ZBC2H5 - Job Ex.RnA-15U**
Tracking Code: ZBC2H5 Step: Application Start - Completed
Submitted By: Joe Public (joe) Submitted At: 27 Oct 2015 4:22 PM

▶ **5JYVSP - Job Ex.RnA-15U**
Tracking Code: 5JYVSP Step: Application Review - Completed
Assigned On: 27 Oct 2015 4:22 PM Completed On: 27 Oct 2015 4:25 PM
Reviewed By: Roger Reviewer (roger)

▼ **VWV7R5 - Review and Approval - 1 Step User Review**
Created: 27 Oct 2015 4:18 PM Finished: 27 Oct 2015 4:20 PM
Job Number: VWV7R5 Job Status: Completed Current Step: Application Rejected

▶ **VWV7R5 - Job Ex.RnA-15U**
Tracking Code: VWV7R5 Step: Application Start - Completed
Submitted By: Joe Public (joe) Submitted At: 27 Oct 2015 4:18 PM

In Progress Jobs

The coordinator can select the jobs that are in progress by selecting *In Progress* from the *Status* dropdown

Review and Approvals

Search for review and approval jobs.

search Status: In Progress Last: 7 days

GHQ2S5 - 1 Step Review Job
Created: 27 Oct 2015 5:36 PM
Job Number: GHQ2S5 Job Status: **In Progress** Current Step: **Application Review**

GHQ2S5 - Job Example 1
Tracking Code: GHQ2S5 Step: **Application Start - Completed**
Submitted By: Joe Public (joe) Submitted At: 27 Oct 2015 5:36 PM

Z77725 - Job Example 1
Task Assigned
Tracking Code: Z77725 Step: **Application Review - In Progress**
Assigned On: 27 Oct 2015 5:37 PM Age: 19 hours, 53 minutes
Assigned To: Job Managers
[Claim](#) [Claim and Open](#) [Assign to...](#)

The user can click on the heading of completed forms to download the Tasks receipt.

GHQ2S5 - Job Example 1

For Tasks that are Assigned or In Progress the coordinator can claim, claim and open, assign to and return to group (if claimed first)

Z77725 - Job Example 1
Task Assigned
Tracking Code: Z77725
Assigned On: 27 Oct 2015 5:37 PM
Assigned To: Job Managers
[Claim](#) [Claim and Open](#) [Assign to...](#)

Organizations, Roles, and Permission Assignment

Permissions

To see the *Reviews* tab, a job coordinator must be given the following permissions:

- Collaboration Job View
- Collaboration Job Completed View

Every Transact form space has a role created with the name, <form space name> *Staff*, which contains these permissions as per the screenshot below.

For instance, a *Maguire Staff* role exists for the *Maguire* form space, having the correct permissions to allow job coordinators access to the *Reviews* tab from within the *Maguire* space.

To view the permissions assigned to the *Maguire Staff* role:

1. Navigate to *Security* from the menu bar, and then click *Roles* from the dropdown menu.
 - a. Find and click on either the *Maguire Staff* link or the *Edit* icon () in the *Action* column from the same row.
 - b. Switch to the *Permissions* tab.
 - c. Select *Maguire* from the *Spaces & Modules* dropdown.

Maguire Staff

Home Dashboard > Roles > Role

Role Permissions Members

Spaces & Modules: Maguire

Available: Help Desk Authenticated Edit, Help Desk View

Assigned: Collaboration Job Completed View, Collaboration Job View

It is not recommended to alter these standard roles.

To function as job coordinators, their user accounts need to be assigned to the applicable:

- Form space staff role(s).
- Job groups.
- Organization(s).

User Account

As an example, the job coordinator responsible for the *Maguire* form space needs to be assigned to the *Maguire Staff* role.

Edit User Account - cat

Home Dashboard > User Accounts > User Account

User Roles

Available Roles

- Administrator
- Developer
- Form Developer
- Operations
- Organization User Manager
- REST Delivery
- System Support
- Transaction Data Access

Assigned Roles

- Maguire Staff

Verify Your Password

Your Password*

To view all the jobs including their receipts, the job coordinator user account must also belong to the same organization(s) that the related forms belong to. For instance, the user account *cat* [MA5] is a job coordinator for all jobs linked to forms for the *Maguire* organization by being assigned the *Maguire* organization.

Edit User Account - cat

Home Dashboard > User Accounts > User Account

The User Account has been successfully saved.

Organizations

Available Organizations

- Transact Server Monitoring

Assigned Organizations

- Maguire

Enable Global Access

Verify Your Password

Your Password*

Save Close

Step By Step Examples (CollabJobs v5.0)

The following use the Maguire forms, form spaces and services provided with Transaction Manager installer for installation on development environments.

- [1 Step Review Job \(CollabJobs v5.0\)](#)
- [Multi Step Group Review Job \(CollabJobs v5.0\)](#)
- [Customer Onboarding Job - Form Bundle \(CollabJobs v5.0\)](#)
- [Maestro Customer Onboarding Job - Form Bundle \(CollabJobs v5.0\)](#)
- [Maestro Form and Job Example Assets \(CollabJobs v5.0\)](#)

User Setup

The 2 Review Jobs above use specific actors to fulfil user roles. The Groovy Script can be copied to the Groovy Console to create these Users for these examples.

Note

Before running you should update the following lines for your test email and password.

```
final EMAIL_TESTTEAM = "testemailgroup@yourcompany.com"
final PASSWORD_COMMON = "replace with password"
```

Create Test Users

```
/**
 * Adds Users For the Collaboration Jobs Tests
 * Copy and Paste into the Groovy Console
 * Developed for Transaction Manager 4.3.0
 */

import com.avoka.fc.core.dao.ClientDao
import com.avoka.fc.core.dao.DaoFactory
import com.avoka.fc.core.dao.GroupDao
import com.avoka.fc.core.dao.PortalDao
import com.avoka.fc.core.dao.RoleDao
import com.avoka.fc.core.dao.UserAccountDao
import com.avoka.fc.core.entity.Client
import com.avoka.fc.core.entity.ClientUser
import com.avoka.fc.core.entity.Group
import com.avoka.fc.core.entity.Portal
import com.avoka.fc.core.entity.PropertyType
import com.avoka.fc.core.entity.Role
import com.avoka.fc.core.entity.UserAccount
import com.avoka.fc.core.entity.UserRole
import com.avoka.fc.core.security.ISecurityManagerService
import com.avoka.fc.core.service.ServiceFactory
import com.avoka.fc.core.service.UserService

final EMAIL_TESTTEAM = "testemailgroup@yourcompany.com"
final PASSWORD_COMMON = "replace with password"
final JOB_APPLICANT = "Job Applicants"
final JOB_REVIEWER = "Job Reviewers"
final JOB_MANAGER = "Job Managers"
final MAGUIRE = "Maguire"

PortalDao portalDao = DaoFactory.getPortalDao()
Portal portal = portalDao.getPortalByName(MAGUIRE)

UserAccountDao userAccountDao = DaoFactory.getUserAccountDao()

ISecurityManagerService securityManagerService = ServiceFactory.getSecurityManagerService(portal)
GroupDao groupDao = DaoFactory.getGroupDao()
UserService userService = ServiceFactory.getUserService(portal)

def userList = [
    ["firstName": "Joe", "lastName": "Public"],
    ["firstName": "Anne", "lastName": "Applicant", "group": JOB_APPLICANT],
    ["firstName": "Roger", "lastName": "Reviewer", "group": JOB_REVIEWER],
    ["firstName": "Mike", "lastName": "Applicant", "group": JOB_MANAGER],
    ["firstName": "Cat", "lastName": "Coordinator", "group": JOB_MANAGER]
]

for (Map userMap : userList) {
    UserAccount userAccount = userAccountDao.getUserAccountForLogin((String) userMap.firstName)
```

```

if ( userAccount==null) {

    Map<String, String> profileMap = new HashMap<String, String>();
    profileMap.put((String) PropertyType.USER_Property_Given_Name, (String) userMap.firstName);
    profileMap.put((String) PropertyType.USER_Property_Family_Name, (String) userMap.lastName);
    profileMap.put((String) PropertyType.USER_Property_Email, (String) EMAIL_TESTTEAM);

    userAccount = securityManagerService.createUserAndProfile((String) userMap.firstName,
        (String) EMAIL_TESTTEAM,
        (String) PASSWORD_COMMON,
        (String) userMap.firstName,
        (String) userMap.lastName,
        "",
        profileMap,
        "",
        UserAccount.USER_TYPE_LOCAL,
        false)

    if (userMap.firstName == "Cat") {
        ClientDao clientDao = DaoFactory.getClientDao()
        Client client = clientDao.getClientByName(MAGUIRE)

        RoleDao roleDao = DaoFactory.getRoleDao()
        Role role = roleDao.getRoleForName("Maguire Staff")

        ClientUser clientUser = new ClientUser()
        clientUser.setClient(client)
        clientUser.setUser(userAccount)

        UserRole userRole = new UserRole()
        userRole.setUser(userAccount)
        userRole.setRole(role)
    }

    Group group = groupDao.getGroupForName((String) userMap.group)
    if (group != null) {
        List<String> groupIdList = new ArrayList<String>()
        groupIdList.add(""+group.id)
        userService.updateGroups(userAccount.id, groupIdList)
    } else {
        println "Cannot link group User: " + userMap.firstName + " Group: " + userMap.group
    }

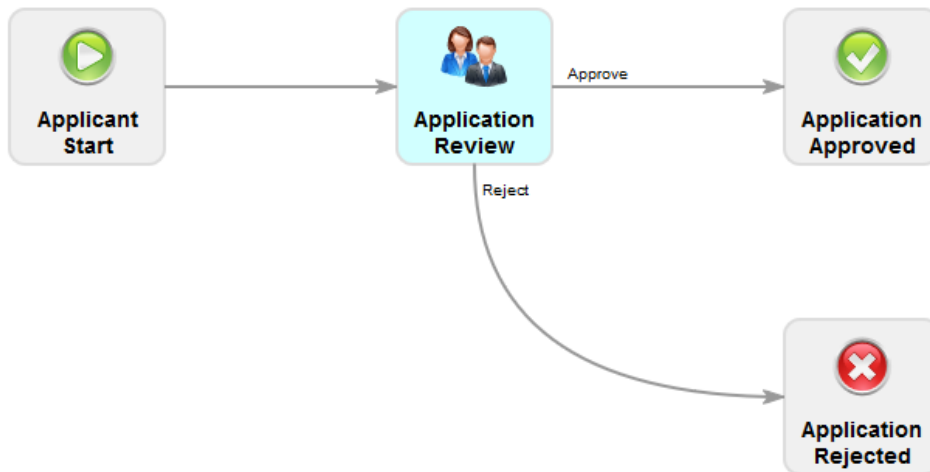
    userService.commitChanges()
    println "Create User: " + userMap.firstName

} else {
    println "User: " + userMap.firstName + " already exists"
}
}

```

1 Step Review Job (CollabJobs v5.0)

Summary



This example uses **Job Example 1** which is a minimal form (see Form - Job Example 1 below). A minimal form contains only the fields that are used in the job .

It is a very simple workflow where:

- An application form is filled in and submitted by a user.
- The form next goes to the **Application Review** step where it is reviewed by a member of the **Job Reviewer** group.
- The reviewer may **Accept** or **Reject** the application.
 - If it is rejected the job moves to the **Application Rejected** endpoint.
 - If it is accepted the form is delivered (Step not shown) then progresses to the **Application Approved** endpoint.


The example also shows how attachments can be reviewed using the In Form Attachment widget.

Setup

Form - Job Example 1

Job Example 1 is a form built using Composer below is a screenshot of the form.

Application Review - Job LT9VS6

Save For Later 

Job

Job Example 1

Fields marked with * are required

Data

First Name *

Last Name *

Email *

Test Field

Drivers License

Route Name *

Fields

Mandatory:

First Name (Text Field)

Surname (Text Field)

Email (Email Field)

Note

These fields will be pre-populated when an authenticated user is logged into the form space.

These are set up as Data Extracts which are documented in [Form Design \(CollabJobs v5.0\)](#), and for [Composer \(CollabJobs v5.0\)](#).

Other forms can use the same Job Controller as long as they have these same Data Extract field.

Other:

Test Field (Text Field)

Drivers License (Inform Attachment Field). This is setup so it's read only at the Application Review step.

Route Name (Collaboration Routes Dropdown).

Note

When the form is opened by the Applicant the Route Name Dropdown is hidden. This is because the Job hasn't started until this form has been submitted. As the form is not a Task that part of a Job and the Job Context isn't populated in the Form Data and hence the Available Routes Names are empty see [Form Design \(CollabJobs v5.0\)#Job Context Information](#).

The Route Name Dropdown field will appear when the form is a Task at the Application Review step Available Routed Names **Approve** and **Reject** associated with the step are listed in the form data.

Setup

Open the Form Dashboard for Job Example 1

Job Example 1

Home Dashboard > Forms > Form

Version	Current Version	Last Modified	Properties	Attachments	Services	D
3.0	✓	06 Nov 2015	Properties	Attachments	Services	D
2.0	Make Current	22 Jun 2015	Properties	Attachments	Services	D
1.0	Make Current	17 Nov 2014	Properties	Attachments	Services	D

ID	Receipt Number	Time	Transaction Status
167	job-example-1-14	27 Nov 15 14:52	Job Delivery Not Ready
121	job-example-1-13	23 Nov 15 11:46	Job Delivery Not Ready
65	job-example-1-12	05 Nov 15 17:16	Job Delivery Not Ready
64	job-example-1-11	05 Nov 15 17:09	Job Delivery Not Require
63	job-example-1-10	05 Nov 15 17:06	Job Delivery Not Require

Submissions : 14 Requests : 18 Submission Rate : 77 % Avg. Submit 1

Confirm that the Form Details Delivery Channel for this form is set to Trash Can Delivery as per the screenshot below.

Form Details

Form Display Name : [Job Example 1](#)

Form Code : [job-example-1](#)

Organization : [Maguire](#)

Delivery Channel: [Default - Trash Can Delivery](#)

Set the Job Controller Service

From the Dashboard click on the **Form Version - Services** link for the latest form version.

Form Versions						
Version	Current Version	Last Modified	Properties	Attachments	Services	Data Config
3.0	✓	06 Nov 2015	Properties	Attachments	Services	Data Config
2.0	Make Current	22 Jun 2015	Properties	Attachments	Services	Data Config
1.0	Make Current	17 Nov 2014	Properties	Attachments	Services	Data Config

[New Form Version](#) [Export Current Form Version](#)

This will open the Form Version - Services Tab.

> Select the [Job Basics \(CollabJobs v5.0\)#Job Templates : Review and Approval - 1 Step Group Review](#)

> Select Save.

Job Example 1 - Version 3.0

Home Dashboard > Form Version

Form Version	Properties	Attachment Rules	Services	Job Properties	Job Info	Form Categories	Form Tags
Job Controller Service	Review and Approval - 1 Step Group Review - v1						
Form Security Filter	Organization Jobs						
Form Prefill Data Service	1 Step Review - Anonymous - v1						
Form Render Service	1 Step Review Job - v1						
Form Submission Preprocessor	2 Step Review Job - v1						
Form Saved Processor	Customer Onboarding Job - v1						
Submission Data Validator	Onboarding - Anonymous - shareExtractData 20151120 - v1						
Submission Completed Processor	Onboarding - Anonymous shareFormData 20151123 - v1						
Receipt Render Service	Onboarding - Form Tasks - shareExtractData 20151116 - v1						
eSignature Render Service	Onboarding - Form Tasks - shareFormData 20151116 - v1						
Task Expiry Process	Onboarding - Review Task - shareExtractData 16112016 - v1						
	Job Templates						
	Review and Approval - 1 Step Group Review - v1						
	Review and Approval - 1 Step User Review - v1						
	Review and Approval - Multi Step Group Review - v1						

Note

The Job Example 1 form also works with the Job Template: **Review and Approval - 1 Step User Review** Job Controller

This then opens the **Job Properties** tab, which is available for Job Templates.

Under the Step - Application Review

> Fill the following as per the screenshot below.


Review Form: Job Example 1

Reviewer Group: Job Reviewers

> Select Save

Job Example 1 - Version 3.0

Home Dashboard > Form Version


 The Template Version was successfully saved. Please configure the new Job Properties.

Form Version	Properties	Attachment Rules	Services	Job Properties	Job Info	Form Categories	Form Tags	Form Archive Info	Composer F
--------------	------------	------------------	----------	-----------------------	----------	-----------------	-----------	-------------------	------------


Job Properties for Review and Approval - 1 Step Group Review - v1


Step - Application Start


Status Message *


Send Status Email 

Step - Application Review

Review Form * 

Reviewer Group * 


Tasks Claimable 

Task Subject * 

Task Message *


Step - Application Accepted


Status Message *

Send Status Email 

Step - Application Rejected

Status Message *

Send Status Email 

 **Note**


This is where the Job Controller can be customised on a this form.

Note the use of Data Extracts and other model elements in the screenshot above. See [Job Basics \(CollabJobs v5.0\)#Action Properties](#) for details.

Actors: Users and Groups

For the screenshots in my Example I created 2 users that have access to the Maguire Portal and are in the Maguire organisation..

1. Anne Applicant who does the Application Submission
2. Roger Reviewer who does the Application Review
We will add Roger to the **Job Reviewers** group.

 **Note**

You can substitute existing users for Anne and Roger

The form can be submitted as an public anonymous user or an authenticated user, but the reviewer has to be an Authenticate User. For more detail see [Form Space \(CollabJobs v5.0\)#Public and Authenticate Users](#)

Note: The Job Example 1 form pre-population only works for an Authentication User. The example works better with this setting Form > Flow Config > User Authentication: **Authenticated only**.

Job Example 1
Home Dashboard > Forms > Form

Dashboard | Details | **Flow Config** | Email Verification

Configure the User Flow options for the form.

Show Landing Page ?

User Authentication **Authenticated Only** ?

Save Online **Authenticated Only** ?

Set Job Reviews Group

> Select Menu **Security -> Group**

> Edit **Job Reviewers**

> In the Members tab add Roger to the Group Members.

> Select Save

Job Reviewers

Home Dashboard > Groups > Group

Group | Forms | **Members**

User Accounts: adminavoka

Group Members: roger

Running the Example

Maguire Form Space - Anne

> Log into the Maguire Form Space as **Anne** **

> Click on the Forms Tab.

> Scroll down and select **Job Example 1**

> Click **Open New Form**

This will display the form

i Note

To Run the example you should be familiar with concepts covered in [Form Space \(CollabJobs v5.0\)#Secured Form Space](#)

** Tip for Development and Testing

Click on the direct url link (blue arrow button) within the Form Dashboard - Form URLs as per screenshot below. This will open the Form Space in a new browser tab.

If the form requires an authenticated user. It will first redirect to the portal login page. After logging in with the correct credentials it will redirect you to the form page.

Dashboard | Details | Flow Config | Email Verification | Form Versions

Form Details

Form Display Name : Job Example 1
 Form Code : job-example-1
 Organization : Maguire
 Delivery Channel: Default - Trash Can Delivery
 Created : 24 Sep 2014 - 17:29 by administrator
 Last Modified : 06 Nov 2015 - 12:25 by administrator

Form URLs

Spaces	Friendly	Landing	Form	Direct	QR Code
Maguire					
PDF Receipt Test					

> Make sure that the First Name, Last Name and Email are populated as per screenshot below.

Reference Code: 14G/SY

Save For Later

Job
Job Example 1

Data

First Name *
Annie

Last Name *
Applicant

Email *
testteam@evoka.com

Test Field

Drivers Licence
Drivers Licence - Annie Applic... X

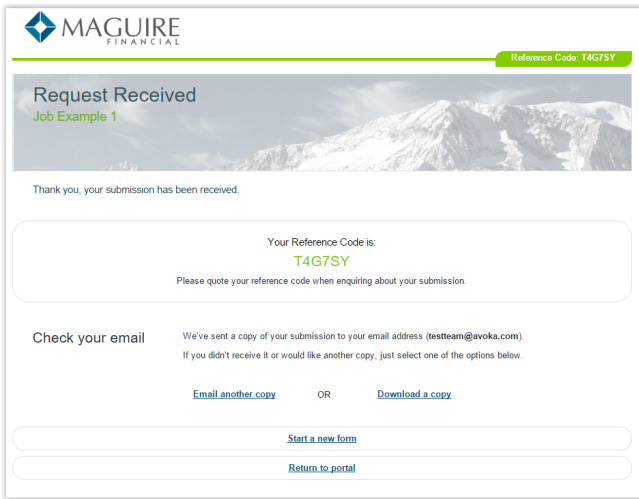
Submit

> Upload an image file to the Drivers Licence Field.

> Select Submit

The Job Example Confirmation page is shown

> Note the Reference Code for this form submission which is used as the Job Number.



> Click on the return to Portal (Form Space) link

This should take you to the Maguire Form Space as per the screenshot.

Transaction Manager - Administrator Role

The submission creates the Collaboration Job

> Go to Transaction Manager in a separate browser tab.

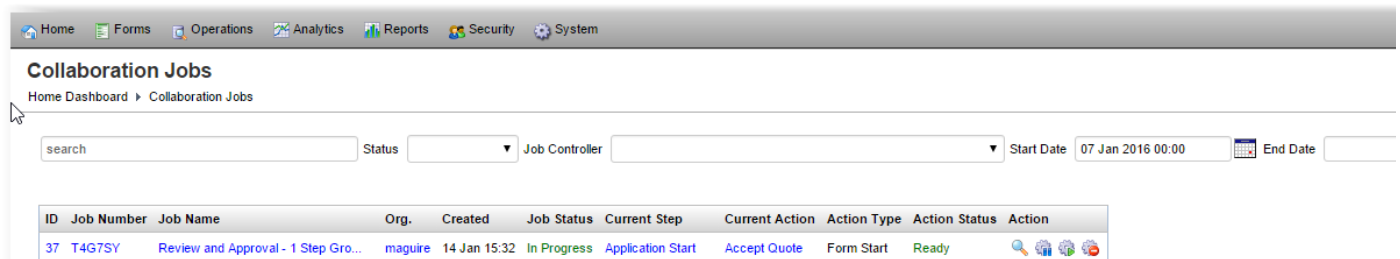
> Menu Operations > Collaboration Jobs

You will see the Job has been created and has the following state:

Current Step: **Application Start**

Current Action: **Accept Quote**

Action Status: **Ready** (This says that the Job is available and is waiting to be processed see [Job Basics \(CollabJobs v5.0\)#Job Execution](#))

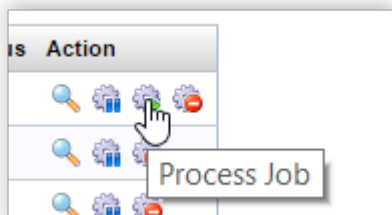


Note

Be familiar with [Admin Operations \(CollabJobs v5.0\)#Collaboration Job Management](#)

To speed the testing of the example.

> In the Action column of the Job Entry Press the Process Job icon as per the sheet below.



After the job has been processed it moves to the **Application Review** step

Collaboration Jobs

Home Dashboard > Collaboration Jobs

search Status Job Controller

ID	Job Number	Job Name	Org.	Created	Job Status	Current Step	Current Action	Action Type	Action Sta
37	T4G7SY	Review and Approval - 1 Step Gro...	maguire	14 Jan 15:32	In Progress	Application Review	Review Wait	Task Wait	Pending

> Drill down into the Actions tab for this Job instance.

Note the **Application Review - Assign Review** entry is assigned to **Job Reviewers**.

Review and Approval - 1 Step Group Review Job

Home Dashboard > Collaboration Jobs > Job Details

Step Name	Action Name	Action Type	Status	Assignee	Submitter	Index	Item	Route	Result	Attempts	Created	Finished
Application Start	Accept Quote	Form Start	Completed	anne	anne					1	14 Jan 16 15:32	14 Jan 16
Application Review	Assign Review	Task Assign	Assigned	Job Reviewers						1	14 Jan 16 15:33	
Application Review	Review Wait	Task Wait	Pending								14 Jan 16 15:33	

Maguire Form Space - Anne

> Click on History Tab

Home Forms Tasks (2) **History** Account

History

View the history of forms you have submitted and their processing status.

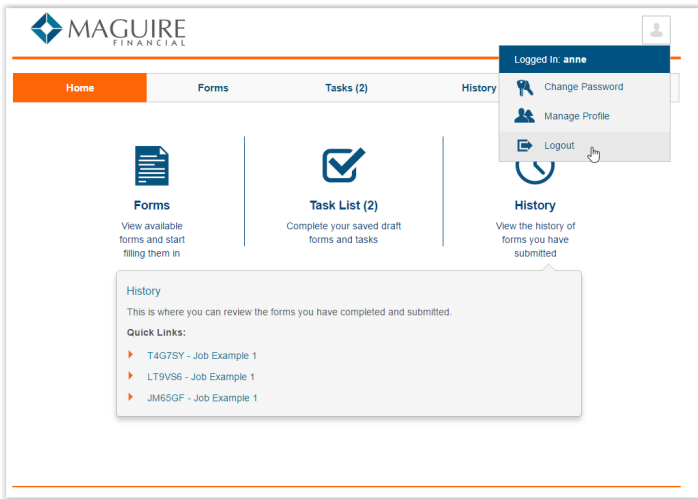
search Go Last 90 days Group Items:

▶ **T4G7SY - Job Example 1**

Tracking Code: **T4G7SY** Job Number: **T4G7SY**
Completed: **14 Jan 2016 3:32 PM**
Attachments: 1 Organization: **Maguire**
Processing Updated: **14 Jan 2016 5:29 PM**
Processing Status: **Thank you Anne Applicant your Job Example 1 has been Approved.**

We see the Processing Status

> Logout as Anne



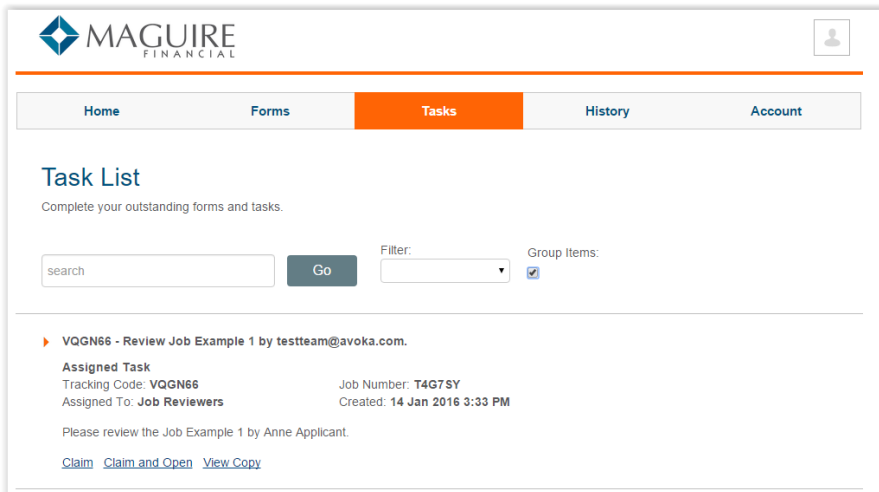
Maguire Form Space - Roger

> Log into the Maguire form space as Roger

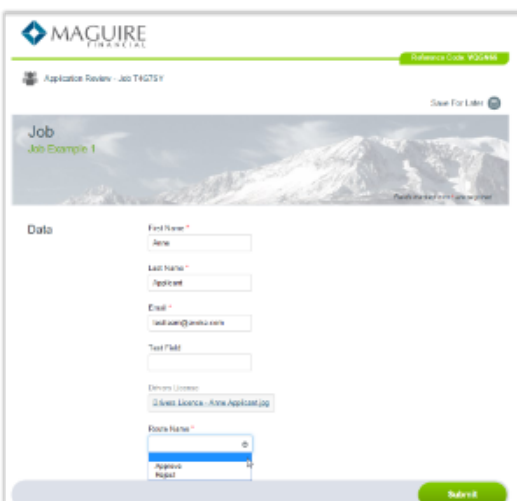
> Click on the Tasks Tab

> Check the Group Items check box

You should see the Group Task details as per the screenshot below.



> Click Claim and Open, the form should open as per the screenshot below



Note

The Step Name and Job Number displayed in the top left corner under the Maguire logo

The Drivers Licence field (inform attachment) is read only, this is done with an editability rule as per [Composer \(CollabJobs v5.0\)#Rules](#)

The Route Name dropdown is now populated with the **Approve** and **Reject**.

> Select Route Name: Approve

>Select Submit

The Confirmation page will be displayed

> Select Return to Portal and then logout.

Transaction Manager - Administrator Role

> Find the Job, If its still at the Application Review step then Press Process Job

The Job moves to the Application Delivery Step, where it is waiting for the delivery to be completed.

ID	Job Number	Job Name	Org.	Created	Job Status	Current Step	Current Action	Action Type	Action
37	T4G7SY	Review and Approval - 1 Step Gro...	maguire	14 Jan 15:32	In Progress	Application Delivery	Application Delivery	Delivery	In Prog

Note

The delivery is performed by the Transaction Processing - Scheduled Job which by default runs every 5 minutes.

To speed this example along you can do the following.

> select menu System > Schedule Jobs to get to the schedule jobs screen as per the screen shot below

> then press Trigger the Transaction Processing.

Scheduled Jobs

Home Dashboard > Scheduled Jobs

Triggered job: Collaboration Job Controller

Refresh Pause All Jobs Resume All Jobs Restart Scheduler New Scheduled Service Job

Job Scheduler running on server node WIN-2828N8618U.

Job Name	Status	Type	Schedule	TZ	Next Run	Last Run	First Run	Action
Collaboration Job Controller	Normal	Simple	1 min		05:27 PM 14 Jan 16	05:26 PM 14 Jan 16	11:43 AM 21 Sep 15	[Refresh] [Pause] [Resume] [Restart]
Data Keystore Rollover	Normal	Cron	0 30 1 * * ? +10		01:30 AM 15 Jan 16	01:30 AM 14 Jan 16	11:43 AM 21 Sep 15	[Refresh] [Pause] [Resume] [Restart]
Data Retention	Normal	Cron	0 0 1 * * ? +10		01:00 AM 15 Jan 16	01:00 AM 14 Jan 16	11:43 AM 21 Sep 15	[Refresh] [Pause] [Resume] [Restart]
Delivery Escalation	Normal	Cron	0 35 1 ? * +10		01:35 AM 15 Jan 16	01:35 AM 14 Jan 16	11:43 AM 21 Sep 15	[Refresh] [Pause] [Resume] [Restart]
Delivery Reminder	Normal	Cron	0 40 1 ? * +10		01:40 AM 15 Jan 16	01:40 AM 14 Jan 16	11:43 AM 21 Sep 15	[Refresh] [Pause] [Resume] [Restart]
Email Queue	Normal	Simple	1 min		05:27 PM 14 Jan 16	05:26 PM 14 Jan 16	11:43 AM 21 Sep 15	[Refresh] [Pause] [Resume] [Restart]
Payment Reminder	Normal	Simple	1 hour		05:43 PM 14 Jan 16	04:43 PM 14 Jan 16	11:43 AM 21 Sep 15	[Refresh] [Pause] [Resume] [Restart]
Run Reports	Normal	Simple	15 mins		05:28 PM 14 Jan 16	05:13 PM 14 Jan 16	11:43 AM 21 Sep 15	[Refresh] [Pause] [Resume] [Restart]
Security Policy Manager	Normal	Simple	1 hour		06:21 PM 14 Jan 16	05:21 PM 14 Jan 16	11:21 AM 12 Oct 15	[Refresh] [Pause] [Resume] [Restart]
Server Health Monitor	Normal	Simple	1 min		05:27 PM 14 Jan 16	05:26 PM 14 Jan 16	11:43 AM 21 Sep 15	[Refresh] [Pause] [Resume] [Restart]
Submission Email Verification Reminders	Normal	Cron	0 0 15 * * * ? +10		05:30 PM 14 Jan 16	05:15 PM 14 Jan 16	11:43 AM 21 Sep 15	[Refresh] [Pause] [Resume] [Restart]
System Monitoring	Normal	Simple	1 hour		05:43 PM 14 Jan 16	04:43 PM 14 Jan 16	11:43 AM 21 Sep 15	[Refresh] [Pause] [Resume] [Restart]
Template Version Deployment	Normal	Simple	5 mins		05:28 PM 14 Jan 16	05:23 PM 14 Jan 16	11:43 AM 21 Sep 15	[Refresh] [Pause] [Resume] [Restart]
Transaction Processing	Normal	Simple	5 mins		05:28 PM 14 Jan 16	05:23 PM 14 Jan 16	11:43 AM 21 Sep 15	[Refresh] [Pause] [Resume] [Restart] [Trigger Job]
Virus Scan	Normal	Simple	10 mins		05:33 PM 14 Jan 16	05:23 PM 14 Jan 16	11:43 AM 21 Sep 15	[Refresh] [Pause] [Resume] [Restart]

Maguire Form Space - Anne

> Login as Anne

> Select the History Tab

We can see the processing status of the application has now been approved

History

View the history of forms you have submitted and their processing status.

Go

Last
90 days

Group Items:

▶ **T4G7SY - Job Example 1**

Tracking Code: **T4G7SY** Job Number: **T4G7SY**
Completed: **14 Jan 2016 3:32 PM**
Attachments: 1 Organization: **Maguire**
Processing Updated: **14 Jan 2016 5:29 PM**
Processing Status: **Thank you Anne Applicant your Job Example 1 has been Approved.**

Multi Step Group Review Job (CollabJobs v5.0)

? Unknown Attachment

This example uses the Form Job Example 2 (see form Setup below) combined with the **Review and Approval - Multi Step Group Review** Job Controller (Job Template).

The Setup of the Form, Job Controller and Actors are discussed below.

Note

This example assumes you are familiar with concepts introduced in [1 Step Review Job \(CollabJobs v5.0\)](#) example.

Instructions or ideas presented in the previous example may be omitted.

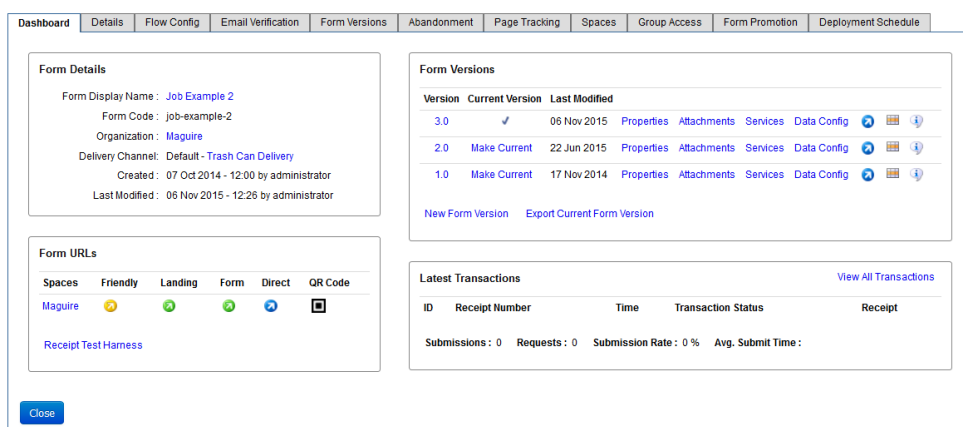
Example Setup

Form

The Multi Step Group Review example uses the **Job Example 2** form as per below.

Job Example 2

Home Dashboard > Forms > Form



The screenshot displays the configuration page for 'Job Example 2'. It features a navigation bar with tabs: Dashboard, Details, Flow Config, Email Verification, Form Versions, Abandonment, Page Tracking, Spaces, Group Access, Form Promotion, and Deployment Schedule. The main content is divided into several sections:

- Form Details:** Form Display Name: Job Example 2, Form Code: job-example-2, Organization: Maguire, Delivery Channel: Default - Trash Can Delivery, Created: 07 Oct 2014 - 12:00 by administrator, Last Modified: 06 Nov 2015 - 12:26 by administrator.
- Form Versions:** A table listing three versions. Version 3.0 is the current version (checked), last modified 06 Nov 2015. Version 2.0 was last modified 22 Jun 2015, and Version 1.0 was last modified 17 Nov 2014. Each version has links for Properties, Attachments, Services, and Data Config, along with icons for refresh, delete, and download.
- Form URLs:** A section with tabs for Spaces, Friendly, Landing, Form, Direct, and QR Code. Under the 'Form' tab, there is a 'Receipt Test Harness' link.
- Latest Transactions:** A table with columns for ID, Receipt Number, Time, Transaction Status, and Receipt. Below the table, it shows: Submissions: 0, Requests: 0, Submission Rate: 0%, Avg. Submit Time: .

A 'Close' button is located at the bottom left of the configuration panel.

Note:

Form versions 1 and 2 were part of previous releases. They are both minimal forms like Job Example 1.

Form Version 3 released with Transact 4.3.0 and is a more fully featured form that has:

visibility and editability rules based upon the Job Step.

uses Radio Buttons

It works with this Job Template

Job Example 2 - Version 3.0

Home Dashboard ▶ Forms ▶ Form ▶ Form Version

Form Version	Properties	Attachment Rules	Services	Job Properties	Job Info	Form Categories
	Job Controller Service		Review and Approval - Multi Step Group Review - v1			Edit
	Form Security Filter					
	Form Prefill Data Service					
	Form Render Service					
	Form Submission Preprocessor					
	Form Saved Processor					

After selecting the template please make the changes to the Reviewer Groups as per the screenshot below.

Job Example 2 - Version 3.0

Home Dashboard ▶ Forms ▶ Form ▶ Form Version

Form Version	Properties	Attachment Rules	Services	Job Properties	Job Info	Form Categories	Form Tags	Form Archive Info	Composer Form Descriptor
Job Properties for Review and Approval - Multi Step Group Review - v1									
Step - Application Start									
Status Message * Your \${submission.formName} application is being processed.									
Send Status Email <input checked="" type="checkbox"/>									
Step - Initial Review									
Status Message * Your \${submission.formName} application is at the Initial Review Step									
Send Status Email <input checked="" type="checkbox"/>									
Reviewer Group * Job Reviewers									
Tasks Claimable <input checked="" type="checkbox"/>									
Task Subject * Initial review of \${submission.formName} from \${formDataMap.firstName} \${formDataMap.lastName}									
Task Message * Please perform the initial review of the \${submission.formName} from \${formDataMap.firstName} \${formDataMap.lastName}.									
Step - Additional Review									
Status Message * Your \${submission.formName} application is at the Final Review Step.									
Reviewer Group * Job Managers									
Tasks Claimable <input checked="" type="checkbox"/>									
Task Subject * Additional review of \${submission.formName} from \${formDataMap.firstName} \${formDataMap.lastName}									
Task Message * The application has been initially approved and is pending your final review.									

Job Controller

The following Job Definition is from the Job Controller Template **Review and Approval - Multi Step Group Review**

Error rendering macro 'code': Invalid value specified for parameter 'com.atlassian.confluence.ext.code.render.InvalidValueException'

How It Works

Example Actors

Group	Login	Name	Description
Job Applicants	anne	Anne Applicant	Anne is the applicant
Job Reviewers	roger	Roger Reviewer	Roger looks after the Initial Review step
Job Managers	mike	Mike Manager	Mike looks performs the Additional Review
Job Coordinator	cat	Cat Coordinator	Cat looks after the Job as a whole and needs to track where jobs are up to. She does this using the Reviews interface in the Maguire Portal.

Job Diagram

? Unknown Attachment

User Step

Please refer to the Applicant steps (White) and Reviewer steps (blue) in the Job Diagram above. The table discusses the route options at each user step.

Step	Group	login	Description
Start	Job Applicants	anne	Anne starts the Job (Start step) by the initial submission.
Initial Review	Job Reviewers	roger	Roger can either Approve: A Conditional Route Rule* checks if the loan amount is Below or equal to threshold the route stays as Approved and is routed to Application Delivery then to the Approved Complete endpoint, Above the route is changes to Exceeds Threshold and is routed to the Additional Review Decline: Routed to the Applicant Update Step Terminate: Routed to the Terminated Initial endpoint
Additional Review	Job Managers	mike	Mike can either Approve: Routed to Application Delivery step then to the Approved Complete endpoint, Decline: The reviewer enters feedback and the job is routed to the Applicant Update Step Terminate: Routed to the Terminated Additional endpoint
Applicant Update	Job Applicants	anne	Anne can read the feedback from the reviewer and Update: Anne can update the form and the route it back to the review step that declined the application.** Terminal: Routed to the Terminated Applicant endpoint.

Note

Please review the section [Job Basics \(CollabJobs v5.0\)#Step Definition](#) on routes for the documentation on these highlighted features above.

Conditional Route Name*

The following Action Property is from the Task Wait Service. It defines a rule that is applied on the Server Side using collaboration Jobs.

```
{ "name": "Conditional Route Name", "value": "#if ( $formDataMap.routeName == 'Approve' && $formDataMap.loanAmount >= 20000 ) Exceeds Threshold #end" }
```

The following is the routes listed. Note the **Exceeds Threshold** has the **display** attribute set to **false**. This means this route is not put in the Available Routes see [Form Design \(CollabJobs v5.0\)#Job Context Information](#).

```
"routes": [
  { "name": "Approve", "nextStep": "Application Delivery" },
  { "name": "Decline", "nextStep": "Applicant Update" },
  { "name": "Exceeds Threshold", "nextStep": "Additional Review", "display": "false" },
  { "name": "Terminate", "nextStep": "Terminated Initial" }
]
```

##PREVIOUS_STEP **

The following shows the routes for the **Applicant Update** step. When the **Initial Review** declines it will be sent back to the **Initial Review**, and same with the **Additional Review**.

```
"routes": [
  { "name": "Update", "nextStep": "##PREVIOUS_STEP" },
  { "name": "Terminate", "nextStep": "Terminated Applicant" }
]
```

Note Form Design

The routes in the form below use radio buttons.

Please see [Composer \(CollabJobs v5.0\)#Routeing Using the Standard Radio Button Group](#)

Example Execution

Anne- Start

Fills in the 2 sections and submits.

MAGUIRE FINANCIAL Reference Code: LGXDLR

Personal Details Request Save For Later

Personal Details:
Job Example 2:

Fields marked with * are required

Details

First Name *
Anne

Last Name *
Applicant

Email *
testteam@avoka.com

Address

Address Line 1

Address Line 2

City State Zipcode

Continue

MAGUIRE FINANCIAL Reference Code: LGXDLR

Personal Details Request Save For Later

Request:
Job Example 2:

Fields marked with * are required

Details


Loan Amount *
25000

Reason For Loan *
I want to buy a new car

Go Back Submit

Roger - Initial Review

sees the group task and claims and opens

MAGUIRE FINANCIAL 

Home Forms **Tasks (1)** History Account

Task List

Complete your outstanding forms and tasks.

search Filter: Group Items:

- F7JSZ2 - Initial review of Job Example 2 from Anne Applicant**

Assigned Task

Tracking Code: **F7JSZ2** Job Number: **LGXDLR**

Assigned To: **Job Reviewers** Created: **18 Jan 2016 2:44 PM**

Please perform the initial review of the Job Example 2 from Anne Applicant.

[Claim](#) [Claim and Open](#) [View Copy](#)

Roger reviews the first 2 sections. He then selects the Decline radio button* asking Anne "What type of car?"

MAGUIRE FINANCIAL Reference Code: F7J322

Initial Review - Job LGXDLR

Personal Details Request Approval Save For Later

Personal Details: Initial Review
Job Example 2: LGXDLR

Details

First Name *
Anne

Last Name *
Applicant

Email *
testteam@avonka.com

Address

Address Line 1

Address Line 2

City State Zipcode

Continue

MAGUIRE FINANCIAL Reference Code: F7J322

Initial Review - Job LGXDLR

Personal Details Request Approval Save For Later

Request: Initial Review
Job Example 2: LGXDLR

Details

Loan Amount *
25000

Reason For Loan *
I want to buy a new car

Go Back Continue

MAGUIRE FINANCIAL Reference Code: F7J322

Initial Review - Job LGXDLR

Personal Details Request Approval Save For Later

Approval: Initial Review
Job Example 2: LGXDLR

Decision

Review Decision *
 Approve Decline Terminate

Reason For Decision *
What car do you want?

Decline
You have declined this application it will be routed back to the applicant to allow them to address the following reasons.

Go Back Submit



Note

See [Composer \(CollabJobs v5.0\)#Setting Route with Business Rule](#) when using more that 1 radio button groups to control the Route Name. *

Anne - Applicant Update

Sees the tasks assigned to her



- Home
- Forms
- Tasks (1)**
- History

Task List

Complete your outstanding forms and tasks.

search Filter: Group Items:

► [RYZKC5 - Please revise your Job Example 2.](#)

Assigned Task
Tracking Code: RYZKC5 Job Number: LGXDLR
Assigned To: anne Created: 18 Jan 2016 3:03 PM

Please revise your Job Example 2 as it was declined.

Open Form, Note the Request now has an extra section Choose.

>Select the Update radio button*

>Type the new car make into the details.

>Click Submit

Personal Details: Applicant Update
 Job Example 2: LGXDLR

Details
 First Name *
 Anne
 Last Name *
 Applicant
 Email *
 testbeam@avanka.com

Address
 Address Line 1
 Address Line 2
 City State Zipcode

Details
 Loan Amount *
 25000
 Reason For Loan *
 I want to buy a car, a Land Rover Discovery

Choose
Your Loan Application has been Declined!
 The Reviewer has given the following reason: What car do you want?
 How do you wish to proceed? *
 Update Terminate

Update
 You have decided to update the form and resubmit this application.

Roger - Initial Review



[Home](#) [Forms](#) **[Tasks \(1\)](#)** [History](#)

Task List

Complete your outstanding forms and tasks.

Filter: Group Items:

▶ **NL9HK2 - Initial review of Job Example 2 from Anne Applicant**

Assigned Task
 Tracking Code: **NL9HK2** Job Number: **LGXDLR**
 Assigned To: **Job Reviewers** Created: **18 Jan 2016 3:14 PM**

Please perform the initial review of the Job Example 2 from Anne Applicant.

[Claim](#) [Claim and Open](#) [View Copy](#)

- > Select Claim and Open
- > Review Request - Reason For Loan
- > In Approval section select the Approve Radio Button.

MAGUIRE FINANCIAL Reference Code: #7322

Initial Review - Job LGXDLR

Personal Details Request Approval

Save For Later

Personal Details: Initial Review

Job Example 2: LGXDLR

Details

First Name *
Anne

Last Name *
Applicant

Email *
testteam@avonka.com

Address

Address Line 1

Address Line 2

City State Zipcode

Continue

MAGUIRE FINANCIAL Reference Code: NL9HK2

Initial Review - Job LGXDLR

Personal Details Request Approval

Save For Later

Request: Initial Review

Job Example 2: LGXDLR

Details

Loan Amount *
25000

Reason For Loan *
I want to buy a car, a Land Rover Discovery.

Go Back Continue

MAGUIRE FINANCIAL Reference Code: NL9HK2

Initial Review - Job LGXDLR

Personal Details Request Approval

Save For Later

Approval: Initial Review

Job Example 2: LGXDLR

Decision

Review Decision *

Approve Decline Terminate

Approve
You have decided to approve this application.

Go Back Submit

Mike - Additional Review

As the loan amount was greater than \$20,000 the job is routed to Mike



- Home
- Forms
- Tasks
- History

Task List

Complete your outstanding forms and tasks.

search Filter: Group Items:

▶ CC4MM5 - Additional review of Job Example 2 from Anne Applicant

Assigned Task

Tracking Code: CC4MM5 Job Number: LGXDLR
Assigned To: Job Managers Created: 18 Jan 2016 3:22 PM

The application has been initially approved and is pending your final review.

[Claim](#) [Claim and Open](#) [Assign to...](#) [View Copy](#)

- > Select Claim and Open
- > Review Personal Details and Request Section
- > In Approval section select the Approve Radio Button.

MAGUIRE FINANCIAL Reference Code: CC4MM5

Additional Review - Job LGXDLR

Personal Details Request Approval

Save For Later

Personal Details: Additional Review
Job Example 2: LGXDLR

Details

First Name *
Last Name *
Email *

Address

Address Line 1
Address Line 2
City State Zipcode

Continue

MAGUIRE FINANCIAL Reference Code: CC4MM5

Additional Review - Job LGXDLR

Personal Details Request Approval

Save For Later

Request: Additional Review
Job Example 2: LGXDLR

Details

Loan Amount *
Reason For Loan *

Go Back Continue

MAGUIRE FINANCIAL Reference Code: CC4MM5

Additional Review - Job LGXDLR

Personal Details Request Approval

Save For Later

Approval: Additional Review
Job Example 2: LGXDLR

Decision

Review Decision *

Approve Decline Terminate

Approve
You have decided to approve this application.

Go Back Submit

Summary of Sections Visibility and Editability

Section	Start	Initial Review	Additional Review	Applicant Update
User Details	Editable	Read Only	Read Only	Editable
Request	Editable	Read Only	Read Only	Editable
Request - Choose	Hidden	Hidden	Hidden	Visible
Approve	Hidden	Visible	Visible	Hidden

To set visibility and editability rules please review the Form Design Composer page under the [Composer \(CollabJobs v5.0\)#Visibility and Editability Rules](#) section.

Customer Onboarding Job - Form Bundle (CollabJobs v5.0)

The Customer Onboarding Job comes with Transact 4.3.0 Maguire Examples.

Form Bundles are a number of separate forms that are filled out by a single user in the one step.

The example demonstrates the following features:

- Anonymous use case which suits onboarding type forms.
- Pre Conditions to determine which forms to use.
- Maguire Form Bundle Navigation
- Redirect Next Functionality (Form Chaining)
- Confirmation Signature Page
- Consolidation of receipts

A separate advanced example demonstrates

- Dynamic Pre Conditions
- Shared form modal using
 - entire form xml (shareFormData)
 - publish / subscribe of Data Extracts - using shareExtractData

Overview

A user opens the triage form Customer Onboarding and fills out

- name, phone number and email,
- selecting what products they are interested in Credit Cards and / or Insurance.

Reference Code: BSLEK5

Have you previously started a form? [Resume a saved form](#)

Save For Later Cancel / Exit Share Form

Getting Started

Customer Onboarding

Fields marked with * are required

OK, Lets Get Started!

We make it easy to apply online and it won't take long, so let's get going...

About You

We just need some basic information about you (the applicant) to get started.

First Name * Last Name *

Phone Number * Email Address *

Residential Address

Product Selection

Please select the product categories you are interested in.

Credit Cards

Insurance

Click Submit

A collaboration job is started and the processing immediately progresses to the Additional Products step (ref Job Definition below).

Here the following Tasks are created.

1. Customer Onboarding - Credit Card form (created if Credit Card was checked: "preCondition": "\$formDataMap.productCreditCards == 'true'",).

Reference Code: CDZNB

Save For Later Cancel / Exit Share Form

Getting Credit

Credit Card Application

Fields marked with * are required

Applicant Details

First Name * Last Name *

Phone Number * Email Address *

Residential Address

Credit Card Options

Please detail your credit card needs.

Low Interest Credit Card

Low Fee Credit Card

Platinum Frequent Flyer Credit Card

2. Customer Onboarding - Insurance form (created if Insurance was checked: "preCondition": "\$formDataMap.productInsurance == 'true'").

Getting Insured
Insurance Application

Applicant Details

First Name * Last Name *
John Smith

Phone Number * Email Address *
0987654321 jsmith@gmail.com

Residential Address

Insurance Details

Home & Contents Insurance

Income Insurance

Life Insurance

Apply

© Copyright Avista Technologies 2016

3. Customer Onboarding - Confirmation form. This form allows the user

Confirmation
Customer Onboarding

Review

Please complete all forms in the list. Click on an item to open it.

- Customer Onboarding
- Complete Credit Card Application
- Complete Insurance Application

Sign

Signature *

Click to Sign

Submit

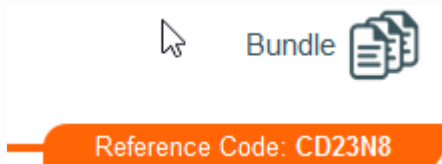
Reference Code: RL4XPH

The Redirect Next functionality takes the user to the next form / task that has not been completed.

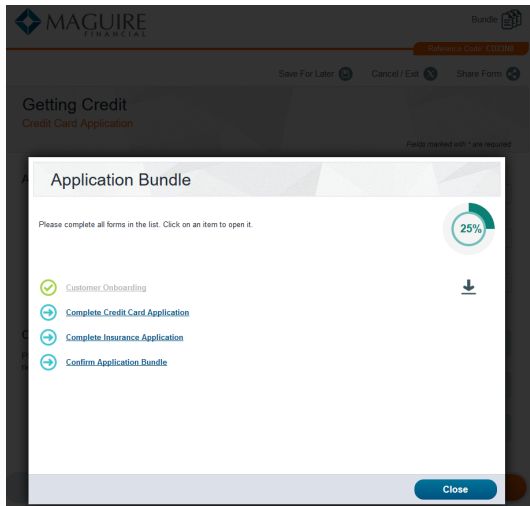
A happy day scenario would open the credit card. Submitting would take them to the insurance form then the confirmation page.

Note

The Maguire template has a form bundle option. When turned on you get a Bundle icon at the top right of the form.



Clicking on this brings up the Application Bundle navigation screen where its possible to jump to other forms in the bundle in a different order to the Redirect Next.



The confirmation page lists the other forms (triage, credit card and insurance) so a user can download and review the receipts. At this stage they click on the link and go back and edit / modify any of the other forms in the Additional Product steps (credit card and insurance).

Once the user is happy with the forms they can sign and submit. The Additional products step has completed and the forms cannot be edited.

The Customer Onboarding - Confirmation forms job action does not have **redirectNext** set. It goes to Application Received screen where they can download a consolidated receipt containing the Triage and Additional Product forms.



Reference Code: KL4XPH

Application Received

Customer Onboarding

Thank you, your submission has been received.

Your Reference Code is:

KL4XPH

Please quote your reference code when enquiring about your submission.

For your records

Your email address *

Would like a copy of this submission for your personal records?

[Send Now](#)

OR

[Download a copy](#)



Setup

Forms

Form Name	Org.	Form Code	Cur
Customer Onboarding	maguire	onboard-customer	
Customer Onboarding - Confirmation	maguire	onboard-confirmation	
Customer Onboarding - Credit Cards	maguire	onboard-credit-cards	
Customer Onboarding - Insurance	maguire	onboard-insurance	

Collaboration Job

The **Customer Onboarding** form is the starting or Triage form. This is linked to the **collaboration job**:

Customer Onboarding - Version 2.0

Home Dashboard > Form > Form Version

Form Version	Properties	Attachment Rules	Services	Job Info	Form Categories	Form Tags	Form Archive Info
Job Controller Service	Customer Onboarding Job - v1						Edit
Form Security Filter							?
Form Prefill Data Service							?
Form Render Service							?
Form Submission Preprocessor							?
Form Saved Processor							?
Submission Data Validator							?
Submission Completed Processor							?
Receipt Render Service							?
eSignature Render Service							?
Task Expiry Process							?

[Save](#) [Close](#)

Job Definition

```
{
  "jobDetails": {
    "name": "Customer Onboarding Job",
    "processSubmitImmediate": true,
    "version": "4.3.0"
  },
  "steps": [
    {
      "name": "Customer Onboarding",
      "type": "start",
      "actions": [
        {
          "name": "Customer Submission",
          "type": "Job Form Start",
          "redirectNext": true
        }
      ],
      "routes": [
        { "name": "Default", "nextStep": "Additional Products" }
      ]
    },
    {
      "name": "Additional Products",
      "type": "",
      "shareExtractData": true,
      "allFormsEditable": true,
      "showPreviousForms": true,
      "redirectNext": true,
      "actions": [
        {
          "name": "Credit Cards Application",
          "type": "Job Task Assign",
          "preCondition": "$formDataMap.productCreditCards == 'true'",
          "redirectNext": true,
          "properties": [
            { "name": "Task Assign Email", "value": "$formDataMap.emailAddress" },
            { "name": "Task Form Code", "value": "onboard-credit-cards" },
            { "name": "Task Message", "value": "Please complete the Credit Card Application form." },
            { "name": "Task Subject", "value": "Complete Credit Card Application" },
            { "name": "Task Input XML Prefill", "value": "$func.startSubmissionXml()" },
            { "name": "Task Type", "value": "Anonymous" }
          ]
        }
      ],
    },
    {
      "name": "Insurance Application",
      "type": "Job Task Assign",
      "preCondition": "$formDataMap.productInsurance == 'true'",
      "redirectNext": true,
      "properties": [
        { "name": "Task Assign Email", "value": "$formDataMap.emailAddress" },
        { "name": "Task Form Code", "value": "onboard-insurance" },
        { "name": "Task Message", "value": "Please complete the Insurance Application form." },
        { "name": "Task Subject", "value": "Complete Insurance Application" }
      ],
    }
  ]
}
```

```

    { "name": "Task Input XML Prefill", "value": "$func.startSubmissionXml()" },
    { "name": "Task Type", "value": "Anonymous" }
  ]
},
{
  "name": "Application Confirmation",
  "type": "Job Task Assign",
  "preCondition": "$formDataMap.productInsurance == 'true' || $formDataMap.productCreditCards == 'true'",
  "properties": [
    { "name": "Task Assign Email", "value": "$formDataMap.emailAddress" },
    { "name": "Task Form Code", "value": "onboard-confirmation" },
    { "name": "Task Message", "value": "Please sign to complete Application bundle." },
    { "name": "Task Subject", "value": "Confirm Application Bundle" },
    { "name": "Task Input XML Prefill", "value": "$func.startSubmissionXml()" },
    { "name": "Task Type", "value": "Anonymous" }
  ]
},
{
  "name": "Review Wait",
  "type": "Job Task Wait"
}
],
"routes": [
  { "name": "Default", "nextStep": "Application Delivery" }
]
},
{
  "name": "Application Delivery",
  "type": "",
  "actions": [
    {
      "name": "Application Delivery",
      "type": "Job Delivery",
      "properties": [
        { "name": "Delivery Mode", "value": "All Submissions" }
      ]
    },
    {
      "name": "Application Delivery Wait",
      "type": "Job Delivery Wait"
    }
  ]
},
"routes": [
  { "name": "Default", "nextStep": "Application Completed" }
]
},
{
  "name": "Application Completed",
  "type": "endpoint"
}
]
}

```

Maestro Customer Onboarding Job - Form Bundle (CollabJobs v5.0)

This is the Maestro version of the Composer [Customer Onboarding Job - Form Bundle \(CollabJobs v5.0\)](#) example.

Assets

The maestro forms and collaboration job can be found in this application package.

Error rendering macro 'view-file'

For input string: " 250 "

System Requirements

Form Creation must be completed in Maestro 5.1 +

Forms and Collaboration Job should run on TM 5.0 +

Execution

This follows the same lines as the composer example. Please run the **Maestro Onboarding - Triage** form.

Maestro Form and Job Example Assets (CollabJobs v5.0)

The follow application package contain the Maestro Form with the Job for Transact 5.1 release.

Error rendering macro 'view-file'

For input string: " 250 "

Form	Job	Relates to Composer / Job
Anonymous Maestro	Anonymous 1 Step Job	Anonymous Tasks Example 1 (CollabJobs v5.0)
Job Maestro 1	use existing Job Review and Approval - 1 Step Group Review	1 Step Review Job (CollabJobs v5.0)
Job Maestro 2	use existing Job Review and Approval - Multi Step Group Review	Multi Step Group Review Job (CollabJobs v5.0)
Maestro Onboarding - Triage (Start Form)	Maestro Onboarding	Customer Onboarding Job - Form Bundle (CollabJobs v5.0)
Maestro Onboarding - Credit Cards		
Maestro Onboarding - Insurance		
Maestro Onboarding - Confirmation		

Advanced Examples (CollabJobs v5.0)

This page contains specific examples and techniques that can be adopted for your Collaboration Job

- [Task Cancellation Processor \(CollabJobs v5.0\)](#)
- [Customer Onboarding Job - Dynamic Form Bundles \(CollabJobs v5.0\)](#)
- [Step Expiry \(CollabJobs v5.0\)](#)
- [Anonymous Tasks Example 1 \(CollabJobs v5.0\)](#)
- [Asynchronous Step Execution \(CollabJobs v5.0\)](#)
- [Task Types - Anonymous, Form and Review \(CollabJobs v5.0\)](#)
- [Cancelling an Anonymous Task \(Maestro Form\) \(CollabJobs v5.0\)](#)

Old Content below which will be removed after migration.

Forms

Form Name	Form Code	Description
Customer Onboarding	onboard-customer	Form Bundle Example. This is the initial form in that a new customer fills in. They select which products they are interested in Credit Cards and Insurance. This works with the Customer Onboarding Job below.w
Customer Onboarding - Credit Cards	onboard-credit-cards	Form Bundle for Credit Card
Customer Onboarding - Insurance	onboard-insurance	Form Bundle Similar to above
Customer Onboarding - Review	onboard-review	<p>This form add an additional review modification to the Customer Onboarding form, see Customer Onboarding Review Receipts Job (Job Controller Services below).</p> <p>The receipts for the Credit card and Insurance are added as inform attachments, see Add Individual Receipts. (Job Action service below)</p> <p>The PDF receipts are concatenated together to form a Merged PDF file which is then added as an inform attachment, see Add Merged Receipts (Job Action Service below)</p> <p>Not provided in Transact 4.1. Download archive:</p>
Job Anonymous 1	job-anonymous-1	<p>This is a minimal form that works with the Anonymous 1 Step Job blow</p> <p>Not provided in Transact 4.1. Download archive:</p>
Job Example 1	job-example-1	<p>This is a minimal form that works with the 1 Step Review Job below (Job Controller is created from a template) below.</p> <p>It is a very simple workflow where an application form is submitted. The form is next goes to the Application Review step where it is reviewed by a member of the Job Reviewer.</p> <p>The reviewer may Accept or Reject the application. If it is rejected the job moves to the Application Rejected endpoint</p> <p>For this demo to work the initial submitter can be anonymous or authenticated. The reviewer is authenticated.</p> <p>It uses Job Example 1 which is a minimal form. A minimal form contains only the fields that are used in the job including.</p> <p>It contains data extract fields, which are values taken from the form that can appear in email message or task subject etc. These fields are set as mandatory. It contains a collaboration route drop down widget. In addition it contains</p> <p>The job can be used for other forms as long as the form has fields with the data extracts set.</p> <p>The form shows a simple use of the inform attachments.</p>
Job Example 2	job-example-2	This is a minimal form that works with the 2 Step Review Job below.
Job Example 3	job-example-3	Not provided in Transact 4.1
Parallel Bundle Triage		<p>This form is used in a Form Bundle scenario and uses the Parallel Form Bundle Job service below.</p> <p>The scenario is a user at a household is filling out a survey for every person in the house. The enter details into the triage form including listing the names of everyone in the house.</p> <p>The Parallel Form Bundle Job then creates a new task using the Parallel Bundle Individual form for each individual listed.</p>
Parallel Bundle Individual		The is the individual form associated with the triage form above.
Parallel Review		UWS use case but with Minimal For

Job Services (Job Controllers) And Actions

Service Name	Service Type	Description
1 Step Review Job	Job Controller	
2 Step Review Job	Job Controller	
Add Individual Receipts	Job Action	Not provided in Transact 4.1 see application package below
Add Merged Receipts	Job Action	Not provided in Transact 4.1 see application package below
Anonymous 1 Step Job	Job Controller	Not provided in Transact 4.1 see application package below
Create Submission User Account	Job Action	Note this is an example for a Customer Onboarding Jobdemo. We should provide something that can work
Customer Onboarding Job	Job Controller	
Customer Onboarding Review Receipts Job	Job Controller	Not provided in Transact 4.1 see application package below
Parallel Bundle Job	Job Action	From UWS example
Parallel Review Job	Job Action	
Merge Parallel Review	Groovy Action	
Step Expiry Job	Job Controller	Step with a Task is set to Expiry is x hours / days
Step Expiry Action	Job Expiry	Runs on the Expiry of the step. The purpose is to clean the
Delay Job	Job Controller	This and the following show an implementation of action (below) that expires x minutes after its created . This work was done for AVT-2400
Delay Action	Job Action	as above

Task Cancellation Processor (CollabJobs v5.0)

Summary

I would like to cancel/abandon a task submission and/or a task that is part of a collaboration job using API.

Background

JobController API

```
/**
 * @see IJobController#cancelJob(Job)
 * @param job the job instance to cancel (required)
 * @return true if the job was cancelled, or false if the job was already finished
 */
public boolean cancelJob(final Job job) {
```

Groovy Service Usage

```
Job job = submission.getJob()
def jobControllerService = ServiceLocator.getJobController(job)
jobControllerService.cancelJob(job)
```

Working Implementation

The following service archive contains a submission completed processor that cancels a job.



Customer Onboarding Job - Dynamic Form Bundles (CollabJobs v5.0)

Please review the Customer Onboarding Example that comes with the Maguire Application Package examples by clicking on the link below.

[Customer Onboarding Job - Form Bundle \(CollabJobs v5.0\)](#)

Coming soon

This page will discuss enhancing the standard Customer Onboarding form bundle with Dynamic Pre-conditions.

The standard form bundle will have a user fill a triage form. On submission of the triage form data extracts are created. These triage form data extracts are used to evaluate preconditions when the bundle step is created.

Dynamic bundles allow the preconditions to be re-evaluated after each form in the bundle has been submitted.

Step Expiry (CollabJobs v5.0)

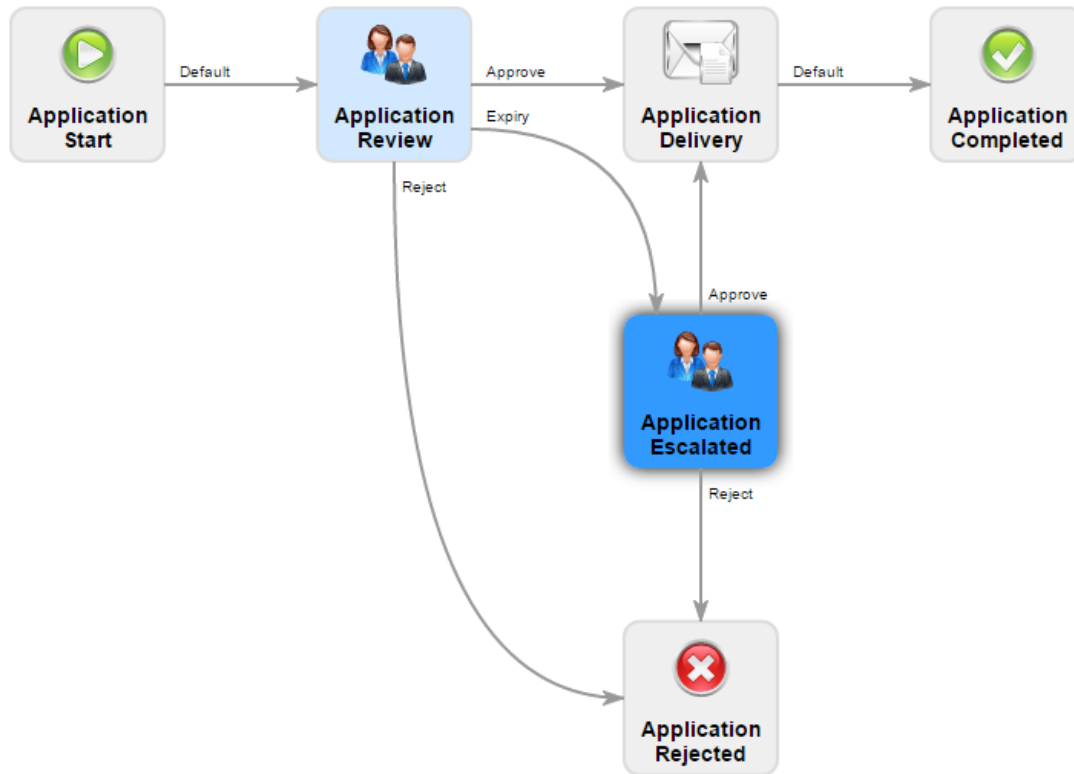
This example demonstrates how to setup expiry for a Step.

The original post was made using a TM 4.3.1 it used a modified Job Example 1. The application package can be found under [Previous Versions](#).

Update July 2016 - Tested with TM 4.3.4

I have update the job by adding an Application Escalated step as per the job diagram below.

Now when the Application Review step expires it will be routed to the Application Escalated step.



Note: This was modified to test of this scenario detailed here: [29360137](#)

End to End Test Case

1. Application Start

Joe click on the AVT-3547 Step Expiry Form which opens

The screenshot shows the Maguire Financial application interface. At the top, there is a logo and a reference code 'GY94ST'. Below that, the job title 'Job Example 1' is displayed. The form contains several input fields: 'First Name' (prefilled with 'Joe'), 'Last Name' (prefilled with 'Public'), 'Email' (prefilled with 'testteam@nokia.com'), 'Test Field', and 'Drivers License'. A 'Click to Upload' button is located below the 'Drivers License' field. At the bottom of the form, there is a 'Submit' button.

Joe's detail are prefilled he clicks submit.











2. Action Review Expiry

The Collaboration Job creates a Application Review step with an Review Task Assign action link to a submission assigned to the Job Reviewers and Review. There is also a task Review Task Wait Actions.

When the step expires these 2 actions are expired. The Application Review - Expiry action (Custom Groovy Service) runs to clean up the submissions for this step. For more details see the [Job Expiry Service](#) below.

AVT-3547 Test Expiry Job

Home Dashboard > Collaboration Jobs > Job Details

Step Name	Action Name	Action Type	Status	Assignee	Submitter	Index	Item	Route	Result	Attempts	Created	Finished	Duration	Action
Application Start	Accept Quote	Form Start	Completed	joe	joe					1	28 Jul 16 11:52	28 Jul 16 11:52	34 sec	  
Application Review	Expiry	Expiry	Completed					Expiry		1	28 Jul 16 11:53	28 Jul 16 11:53	1 sec	
Application Review	Assign Review	Task Assign	Expired	Job Reviewers						1	28 Jul 16 11:52	28 Jul 16 11:53	1 min	 
Application Review	Review Wait	Task Wait	Expired								28 Jul 16 11:52	28 Jul 16 11:53	59 sec	
Application Escalated	Assign Review	Task Assign	Assigned	Job Managers						1	28 Jul 16 11:53			 
Application Escalated	Review Wait	Task Wait	Pending								28 Jul 16 11:53			

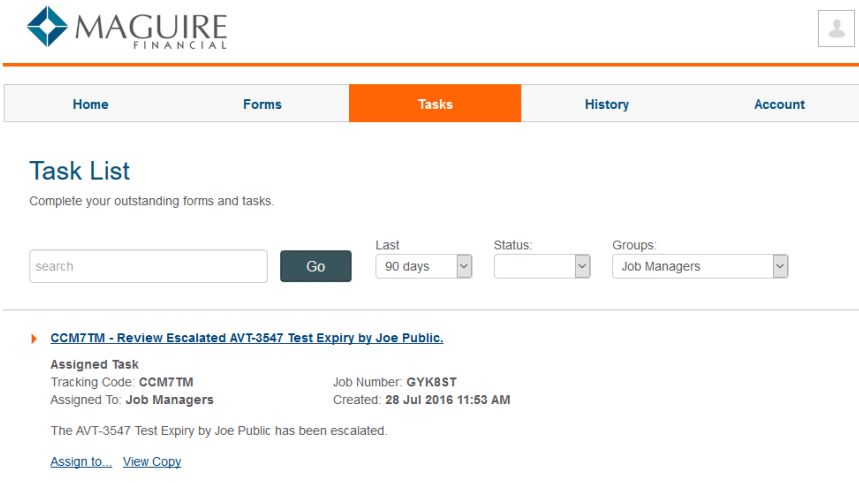
[Close](#)

3. Application Escalated

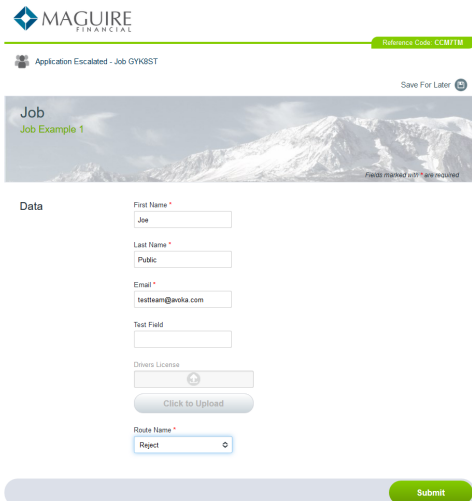
Log in as Mike Manager (Job Manager)

Goto Tasks page and select Groups: Job Manager... Press Go.

The tasks appears as follows



Click on the CCM7TM Task heading.



Application Package TM 4.3.4



application-packa...ry-2016-07-28.zip

Form

AVT-3547 Test Expiry

This is just a copy of Job Example 1 that kicks off the job controller below.

Job Controller

AVT-3547 Test Expiry B

This is a modified copy of the 1 Step Review Job. Version B introduces a new Group Task Step

The Application Review Step has been modified to

- expire after 1 minute* and to call the job Expiry service detailed below.

Note

The minutes settings is only available on transaction manager 4.3.1. Prior to the version hours were the minimum expiry rule time out was 1 hour eg "expiryRule": "+1h"

- Call the **expiryServiceName** service below
- Expiry routes to the net step **Application Escalated**
- **Expiry** route added with display false.

Application Review and Application Escalated Steps

```
{
  "name": "Application Review",
  "type": "",
  "expiryRule": "+1m",
  "expiryServiceName": "Job Expiry - Expire Step Tasks",
  "actions": [
    {
      "name": "Assign Review",
      "type": "Job Task Assign",
      "properties": [
        { "name": "Task Assign Groups", "value": "Job Reviewers" },
        { "name": "Task Form Code", "value": "$func.startFormCode()" },
        { "name": "Task Message", "value": "Please review the ${submission.formName} by ${formDataMap.firstName} ${formDataMap.lastName}." },
        { "name": "Task Review Previous Step", "value": "true" },
        { "name": "Task Subject", "value": "Review ${submission.formName} by by ${formDataMap.firstName} ${formDataMap.lastName}" },
        { "name": "Task Type", "value": "Review" }
      ]
    },
    {
      "name": "Review Wait",
      "type": "Job Task Wait"
    }
  ]
}
```

```

"routes": [
  { "name": "Approve", "nextStep": "Application Delivery" },
  { "name": "Reject", "nextStep": "Application Rejected" },
  { "name": "Expiry", "nextStep": "Application Escalated", "display": "false" }
],
{
  "name": "Application Escalated",
  "type": "",
  "actions": [
    {
      "name": "Assign Review",
      "type": "Job Task Assign",
      "properties": [
        { "name": "Task Assign Groups", "value": "Job Managers" },
        { "name": "Task Form Code", "value": "${func.startFormCode()}" },
        { "name": "Task Message", "value": "The ${submission.formName} by ${formDataMap.firstName}
${formDataMap.lastName} has been escalated." },
        { "name": "Task Review Previous Step", "value": "true" },
        { "name": "Task Subject", "value": "Review Escalated ${submission.formName} by ${formDataMap.
firstName} ${formDataMap.lastName}." },
        { "name": "Task Type", "value": "Review" }
      ]
    },
    {
      "name": "Review Wait",
      "type": "Job Task Wait"
    }
  ]
},
],

```

Job Expiry Service

Job Expiry - Expire Step Tasks

This cleans up a task that hasn't been submitted.

It also returns the route name **Expiry**.

Job Expiry - Expire Step Tasks

```

/* Groovy Job Expiry action service is a special type of job action service that is executed when a step
expires.

```

It is used to clean up items such as tasks created by the step runs its actions.

Script parameters include:

```

actionContext : com.avoka.fc.core.service.job.ActionContext
actionStepProperties : com.avoka.fc.core.service.job.ActionStepProperties
serviceDefinition : com.avoka.fc.core.entity.ServiceDefinition
serviceParameters : Map<String, String>
job : com.avoka.fc.core.entity.Job
submission : com.avoka.fc.core.entity.Submission
formDataMap : Map<String, String>

```

Script return:

```

actionResult : com.avoka.fc.core.service.job.ActionResult

```

```

*/

```

```

import com.avoka.fc.core.dao.DaoFactory
import com.avoka.fc.core.entity.Job
import com.avoka.fc.core.entity.JobAction
import com.avoka.fc.core.entity.JobStep
import com.avoka.fc.core.entity.Submission
import com.avoka.fc.core.service.AbandonmentService
import com.avoka.fc.core.service.job.ActionResult
import com.avoka.fc.core.service.job.ActionResult.Status
import com.avoka.core.groovy.GroovyLogger as logger
final EXPIRY_ROUTE_NAME = "Expiry"
Date now = new Date()
JobAction expiryJobAction = actionContext.getJobAction()
JobStep step = expiryJobAction.jobStep
List<JobAction> jobActions = step.getOrderedJobActions();
jobActions.remove(expiryJobAction)
// the msg can't be longer than 2000 characters.
StringBuilder msg = new StringBuilder();
msg.append("The job step associated with this task has expired. ref Job: ")
    .append(job.referenceNumber)
    .append(" Step: ")
    .append(step.name)

```

```

for (JobAction jobAction in jobActions) {
    // Fix Job Actions that have not completed
    if (jobAction.isStatusInProgress()
        || jobAction.isStatusAssigned()
        || jobAction.isStatusInvoked()
        || jobAction.isStatusPending()
        || jobAction.isStatusReady()) {
        jobAction.setStatus(JobAction.STATUS_EXPIRED);
        jobAction.setTimeFinished(now);
    }
    // Fix Tasks / Submissions in progress
    Submission submission = jobAction.getSubmission()
    if (submission != null) {
        // Set For all Tasks in this step as the step has Expired we don't want to deliver the
        submission.setDeliveryStatus(Submission.STATUS_NotRequired);
        if (submission.isFormOpened()
            || submission.isFormAssigned()
            || submission.isFormSaved()
            || submission.isFormSubmitted()) {
            submission.setFormStatus(Submission.STATUS_Abandoned)
            submission.setAbandonmentType(AbandonmentService.ABANDONMENT_TYPE_SYSTEM)
            submission.setAbandonmentTimestamp(now)
            submission.setAbandonmentReason(msg.toString())
        } else {
            // For Tasks that were submitted
            submission.setDeliveryTime(now);
            submission.setAbandonmentReason(msg.toString())
        }
        if (submission.isDeliveryNotRequired()) {
            if (submission.getPurgeTimeDataDelivered() == null) {
                DaoFactory.submissionDao.setPurgeDatesForDeliveredAbandonedForms(submission);
            }
        }
    }
}
ActionResult actionResult = new ActionResult(Status.COMPLETED)
actionResult.setRoute(EXPIRY_ROUTE_NAME)
return actionResult

```

Previous Versions

TM 4.3.1



application-packag...27-allversions.zip

Anonymous Tasks Example 1 (CollabJobs v5.0)

Summary

The following contains a flow similar to the [1 Step Review Job \(CollabJobs v5.0\)](#) but with an anonymous tasks.

Application Package

Error rendering macro 'view-file'

For input string: " 250 "

Components

Form

Job Example 1 - Anonymous

The screenshot shows the top of a web application. At the top left is the 'MAGUIRE' logo. To the right, there are two buttons: 'Reference Code: WCR213' and 'Save For Later'. Below this is a header image with the text 'Job Example 1'. The main form area is titled 'Data' and contains several input fields: 'First Name', 'Last Name', 'Email', 'Manager's Email', 'Text Field', 'Drivers License', 'Non-Web', and 'Non-Web-Web'. Each of the last four fields has a 'Click to Upload' button next to it.

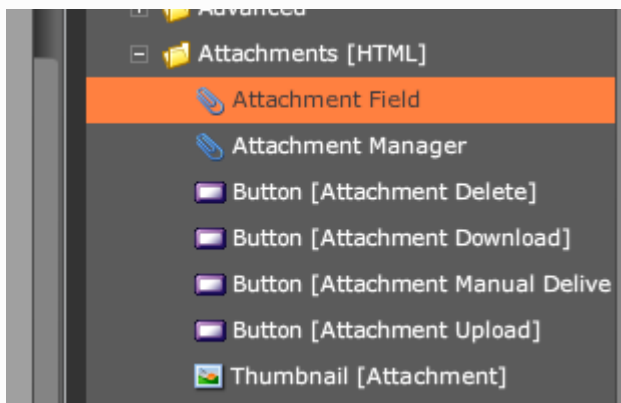
The extra fields are Managers email. This is who the Job Step Application Review is assigned to.

The first inform attachment field drivers licence is read only at the review step.

The other 2 inform attachment fields have no rules applied.

Note

The inform attachment field is located here in the composer palette.



1 Step Review - Anonymous

Error rendering macro 'code': Invalid value specified for parameter 'com.atlassian.confluence.ext.code.render.InvalidValueException'

Asynchronous Step Execution (CollabJobs v5.0)

This documentation demonstrates the principal in calling an external service from a collaboration job that asynchronously calls back to have the job continue proceed.

The process is similar to the Job Task Assign and Job Task Wait actions see Job Basics - Wait Action Processing

The working sample is attached in an Application Package at the bottom of the page.

Background

Job

The job used in this demo has 3 steps and looks like this. We will be looking at the middle step.



Async Invoke Wait - Step

The code block below shows the step definition for our example job which can be found in the application package.

Job Step Definition - Async with Callback

```
{
  "name": "Async Invoke Wait",
  "type": "",
  "actions": [
    {
      "name": "AVT-4097 Job Action Invoke",
      "type": "Job Action"
    },
    {
      "name": "Wait For Callback",
      "type": "Job Action Wait"
    }
  ],
  "routes": [
    { "name": "Default", "nextStep": "Application Completed" }
  ]
}
```

Job Action State Transitions

The table below summarises Action state from the example service attached. We can see 2 actions for the **Async Invoke** step.

Action Service	State Initial Run	State After Callback
Job Action	Invoked	Completed
Job Action Wait	Pending	Completed

Job Action - Calling an external service

The following code show the scaffolding required in the groovy Job Action service. It can be found in the **AVT-4097 Job Action Invoke**.

Make call to the rest service

if call was successful then set the Action Result to **Invoked**

If the call fails then set the value to **In Progress**. The rest call will be tried again in X minutes.

Job Action to Call Rest Service

```

def restCallOk = true

ActionResult actionResult = new ActionResult(Status.INVOKED)

// Call rest service

// hand rest failure
if(!restCallOk) {
    actionResult = new ActionResult(Status.IN_PROGRESS)
    // retry in 15 min (service Parameter)
}

return actionResult

```

Callback

The external system may call back to a groovy service rest endpoint. It could be generated by a new schedule task or triggered by a submission.

In any case it will need to get the job action key for the job action that called the external server. eg **AVT-4097 Job Action Invoke**

```
jobController.completedJobAsyncAction(jobActionKey)
```

The following code can be run in the Groovy console. I have included it in the example **AVT-4097 Fake Callback**.

- The code requires us to manually enter the job reference code.
- It finds the job
- From there it looks up the job action key.
I know that the action is the first one in the list (0), the wait is the second (1)
- if finds the job controller service and executes the completedJobAsyncAction(..) method

```

import com.avoka.core.groovy.GroovyLogger as logger
import com.avoka.fc.core.dao.DaoFactory
import com.avoka.fc.core.entity.Job
import com.avoka.fc.core.entity.JobAction
import com.avoka.fc.core.entity.JobStep
import com.avoka.fc.core.service.ServiceLocator
import com.avoka.fc.core.service.job.IJobController

String jobRef = "9QC2234"
Job existingJob = DaoFactory.getJobDao().getJobForReferenceNumber(jobRef)
JobStep currentStep = existingJob.getCurrentStep()
JobAction action = currentStep.getJobActions().get(0)
String jobActionKey = action.getJobActionKey()
IJobController controller = ServiceLocator.getJobController(existingJob)
boolean result = controller.completedJobAsyncAction(jobActionKey)

println 'result = ' + result

```

End To End

1. Run Form AVT-4097... Record the Reference code

Reference Code: 8CQY7B

Save For Later

Job
Job Example 1

Data

First Name *

Last Name *

Email *

Test Field

Drivers License

2. menu Operations -> Collaboration Jobs
Find Entry Press play

ID	Job Number	Job Name	Org.	Created	Job Status	Current Step	Current Action	Action Type
127	8G2PY8P	AVT-4097 Invoke Wait Job	maguire	28 Sep 14:29	In Progress	Async Invoke Wait	Wait For Callback	Action Wait

Here we can compare the job Action Status

AVT-4097 Invoke Wait Job

Home Dashboard > Collaboration Jobs > Job Details

Step Name	Action Name	Action Type	Status	Assignee	Submitter	Index	Item	Route Result	Attempts	Created	Finished
Application Start	Accept Quote	Form Start	Completed	lb	lb				1	28 Sep 16 14:29	28 Sep 16 14:29
Async Invoke Wait	AVT-4097 Job Action Invoke	Action	Invoked						1	28 Sep 16 14:29	
Async Invoke Wait	Wait For Callback	Action Wait	Pending							28 Sep 16 14:29	

- Run Call Back - note replace jobRef with code from step 1 or 2

Groovy Console

Home Dashboard > Collaboration Jobs

Groovy Script successfully executed in 46 ms

Groovy Script | Service Parameters

```

1 import com.avoka.core.groovy.GroovyLogger as logger
2
3 import com.avoka.fc.core.dao.DaoFactory
4 import com.avoka.fc.core.entity.Job
5 import com.avoka.fc.core.entity.JobAction
6 import com.avoka.fc.core.entity.JobStep
7 import com.avoka.fc.core.service.ServiceLocator
8 import com.avoka.fc.core.service.job.IJobController
9
10 String jobRef = "8G2PY8P"
11 Job existingJob = DaoFactory.getJobDao().getJobForReferenceNumber(jobRef)
12
13 JobStep currentStep = existingJob.getCurrentStep()
14 JobAction action = currentStep.getJobActions().get(0)
15 String jobActionKey = action.getJobActionKey()
16
17 IJobController controller = ServiceLocator.getJobController(existingJob)
18
19 boolean result = controller.completedJobAsyncAction(jobActionKey)
20
21
22 println 'result = ' + result

```

Secure Fluent API Only Execution Timeout (sec) 60

Execute Script Syntax Check Clear Output Clear Script Save Script

[Transact Services Guide](#) [Transact Fluent API Javadoc](#)

Execution Output

```

1 result = true
2

```

- menu - Operations -> Collaboration Job Find Entry Press Pay.

ID	Job Number	Job Name	Org.	Created	Job Status	Current Step	Current Action	Action Type
127	8G2PY8P	AVT-4097 Invoke Wait Job	maguire	28 Sep 14:29	Completed	Application Completed		

AVT-4097 Invoke Wait Job

Home Dashboard > Collaboration Jobs > Job Details

Step Name	Action Name	Action Type	Status	Assignee	Submitter	Index	Item	Route Result	Attempts	Created	Finished
Application Start	Accept Quote	Form Start	Completed	lb	lb				1	28 Sep 16 14:29	28 Sep 16 14:29
Async Invoke Wait	AVT-4097 Job Action Invoke	Action	Completed						1	28 Sep 16 14:29	
Async Invoke Wait	Wait For Callback	Action Wait	Completed						1	28 Sep 16 14:29	28 Sep 16 14:29

Close

Application Package



application-packa...le-2016-09-28.zip

Task Types - Anonymous, Form and Review (CollabJobs v5.0)

Summary

This page describe:

- Location of the documentation for the Action Properties used when Tasks are assigned.
- List differences in creation of the task type (Anonymous, Form or Review) and what action properties are required for each type.
 - User, Group, email and portal
 - that get the XML data from a previous submission.
 - It also shows how attachments are copied from a previous submission.
- Provides examples for Anonymous an Form Tasks. Most of the examples in the documentation use Review tasks.

Background

Action Properties

The following image of the Java Doc API documentation is taken from the JobTaskAssignService in the Transact Core API.

Configuration: Task Assignment

Below is a list of the Job Action Properties which are associated with e use to configure this step action.

Name	Description	Examples
Task Type	Specify what type of task to create [Anonymous Form Review].	{ "name": "Task Type", "value": "Review" }
Task Form XML Data	the form XML data (schema seed)	{ "name": "Task Form XML Data", "value": "\$func.startSubmissionXml()" }
Task Input XML Prefill	the input pre-fill data XML which is mapped into the form XML data using prefill input XPath mappings. This property value is ignored for 'Anonymous' Task Types.	{ "name": "Task Input XML Prefill", "value": "\$func.invoke('Job Prefill Servi" }
Task Form Code	the form code of the form to assign in this Task	{ "name": "Task Form Code", "value": "ABC123" } { "name": "Task Form Code", "value": "\$func.startFormCode()" }
Task Review Previous Step	This property is only valid with 'Review' Task Type. Specify whether to review a form submission of the previous step [true false]. If true this will override the value in Task Review Submission Step	{ "name": "Task Review Previous Step", "value": "true" }
Task Review Submission Step	This property is only valid with 'Review' Task Type. Specify the name of the form submission step to review. Ignored if Task Review Previous Step is set to true	{ "name": "Task Review Submission Step", "value": "Application Start" }
Task Attachments Previous Step	Specify whether to copy attachments from the submission of the previous step [true false]. If true this will override the value in Task Attachments Submission Step . This property is ignored if a 'Review' Task which will automatically copy attachments from the reviewed submission.	{ "name": "Task Attachments Previous Step", "value": "true" }
Task Attachments Submission Step	Specify the name of the form submission step to copy the attachments from. Ignored if Task Attachments Previous Step is set to true. This property is also ignored if a 'Review' Task which will automatically copy attachments from the reviewed submission.	{ "name": "Task Attachments Submission Step", "value": "Application Start" }
Task Assign Group	This property is only valid with 'Form' or 'Review' Task Types. The assigned task group name. A function can also specify the assigned group.	{ "name": "Task Assign Group", "value": "Initial Review Group" } { "name": "Task Assign Group", "value": "\$func.formProperty('Manager Review G" }
Task Assign Groups	This property is only valid with 'Form' or 'Review' Task Types. The assigned task groups. A function can also specify the assigned groups.	{ "name": "Task Assign Groups", "value": "Blue-Reviewers, Red-Reviewers" } { "name": "Task Assign Groups", "value": "\$func.formProperty('Reviewer Groups" }
Task Assign Group Create	Enable form groups to be automatically created if they don't already exist, and create submission group association.	{ "name": "Task Assign Groups", "value": "\$formDataMap.assignGroups" } { "name": "Task Assign Group Create", "value": "true" } { "name": "Task Assig" }
Task Assign User	This property is only valid with 'Form' or 'Review' Task Types. The assigned task user's login name. The user has to be an active user in the database.	{ "name": "Task Assign User", "value": "johnsmith" } { "name": "Task Assign User", "value": "\$func.startUser()" } { "name": "Task Assign User", "value": "\$formDataMap.managerLoginName" } { "name": "Task Assign User", "value": "\$func.userForEmail(\$formDataMap.manag" } { "name": "Task Assign User", "value": "\$func.formProperty('Manager Login'" }
Task Assign Email	This property is only valid with 'Anonymous' Task Type. The assigned task email for anonymous user email assignment	{ "name": "Task Assign Email", "value": "john.smith@drdaves.com" } { "name": "Task Assign Email", "value": "\$formDataMap.doctorEmailAddress" }
Task Assign Repeating	This property specifies whether the Task Assignment is repeating, and a task assignments should be performed to each assignment member, either Email, Group or User. The example below will assign separate Tasks to the 'App QA' group and the 'App Reviewers' group.	{ "name": "Task Assign Group", "value": "App QA App Reviewers" } { "name": "Task Assign Repeating", "value": "true" }
Task Assign Repeat Item	This property specifies the Task Assign Repeat Item, and its value is made available during the evaluation of other properties as \$(assignRepeatItem) and is stored in the JobAction record. This value can be used to differentiate task assignments during repeating assignment. This data is also populated into the XML form data element: //SystemProfile/Job/AssignRepeatItem	{ "name": "Task Assign Group", "value": "App QA App Reviewers" } { "name": "Task Assign Repeating", "value": "true" } { "name": "Task Assign Repeat Item", "value": "\$formDataMap.divisionChoice" }
Task Enable Claiming	Enable group tasks to be claimed/assigned to individual users belonging to the task's groups.	{ "name": "Task Enable Claiming", "value": "true" }
Task Save Challenge	This property is only valid with 'Anonymous' Task Type and is associated with Anonymous save and the Task Assign Email property. The save challenge question is configured in the form version.	{ "name": "Task Save Challenge", "value": "\${formDataMap.email}" }
Task Assign Portal	the space name to be used for the task assignment for anonymous user email assignment (mandatory) for user or group assignment (optional). If not specified then it uses the first space that is assigned to the form.	{ "name": "Task Assign Portal", "value": "Maguire" } { "name": "Task Assign Portal", "value": "\$func.formProperty('Review Portal'" }

Job Functions

Ref to the Transact Core API JobFunctions API on how to use **\$func** in the Action Property value.

Task Types

The action properties **Task Type** a user must specify either **Anonymous**, **Form** or **Review** task.

Form and **Review** tasks are both require a user to be authenticated user, a user **Task Assign User** and / or group(s) **Task Assign Group** or **Task Assign Groups** must be specified.

Anonymous tasks do not require a user to authenticate. They require an email address **Task Assign Email** and a portal **Task Assign Portal** to be specified.

When specifying the form XML and Attachments for a **Review** task reference has to be given to a previous submission. The Task creation process will automatically copy the XML and Attachments for you from the previous submission.

However for **Form** and **Anonymous** tasks don't know about previous tasks. The XML and attachments needs to be explicitly specified.

- The XML requires either the **Task Form XML Data** or **Task Input XML Prefill** to be specified.
- The attachments can be copied from a previous submission using **Task Attachments Previous Step** or **Task Attachments Submission Step**

The following table summarises the action property required by task type. Where a single letter is repeated in 2 cells 1 of the action property should be used.

Action Prop Name	Form	Review	Anonymous
Task Form XML Data	A		B
Task Input XML Prefill	A		B
Task Review Previous Step		C	
Task Review Submission Step		C	
Task Attachments Previous Step	D		D
Task Attachments Submission Step	D		D
Task Assign User	E*	F*	
Task Assign Group	E	F	
Task Assign Groups	E	F	
Task Assign Email			G
Task Assign Portal	Optional	Optional	H

Note: * A user can be assigned at the same time as a claimable group. This is the same as a user claiming the Task. The user must belong to one of the assigned groups.

Example Jobs

There are a number of examples of a review tasks in the documentation and examples. Eg the Job Example 1 and Job Example 2 forms.

Form Task

```
{
  "jobDetails": {
    "name": "1 Step Review - Form Task with Attach",
    "version": "4.2.0"
  },
  "steps": [
    {
      "name": "Application Start",
      "type": "start",
      "actions": [
        {
          "name": "Accept Quote",
          "type": "Job Form Start"
        }
      ],
      "routes": [
        { "name": "Default", "nextStep": "Application Review" }
      ]
    },
    {
      "name": "Application Review",
      "type": "",
      "actions": [
        {
          "name": "Assign Review",
          "type": "Job Task Assign",
          "properties": [
            { "name": "Task Assign User", "value": "roger" },
            { "name": "Task Form Code", "value": "$func.startFormCode()" },
            { "name": "Task Message", "value": "blah" },
            { "name": "Task Attachments Previous Step", "value": "true" },
            { "name": "Task Form XML Data", "value": "$func.stepOrStartSubmissionXml()" },
            { "name": "Task Review Previous Step", "value": "true" },
          ]
        }
      ]
    }
  ]
}
```

```

        { "name": "Task Send Email", "value": false },
        { "name": "Task Subject", "value": "Review this" },
        { "name": "Task Type", "value": "Form" }
    ]
},
{
    "name": "Review Wait",
    "type": "Job Task Wait"
}
],
"routes": [
    { "name": "Approve", "nextStep": "Application Completed" },
    { "name": "Reject", "nextStep": "Application Rejected" }
]
},
{
    "name": "Application Completed",
    "type": "endpoint"
},
{
    "name": "Application Rejected",
    "type": "endpoint"
}
]
}

```

Anonymous Task

```

{
    "jobDetails": {
        "name": "1 Step Review - Form Task with Attach",
        "version": "4.2.0"
    },
    "steps": [
        {
            "name": "Application Start",
            "type": "start",
            "actions": [
                {
                    "name": "Accept Quote",
                    "type": "Job Form Start"
                }
            ],
            "routes": [
                { "name": "Default", "nextStep": "Application Review" }
            ]
        },
        {
            "name": "Application Review",
            "type": "",
            "actions": [
                {
                    "name": "Assign Review",
                    "type": "Job Task Assign",
                    "properties": [
                        { "name": "Task Assign Email", "value": "${formDataMap.email}" },
                        { "name": "Task Form Code", "value": "$func.startFormCode()" },
                        { "name": "Task Message", "value": "Please review the ${submission.formName} by ${formDataMap.firstName} ${formDataMap.lastName}." },
                        { "name": "Task Subject", "value": "Review ${submission.formName} by ${submission.contactEmailAddress}." },
                        { "name": "Task Assign Portal", "value": "Maguire" },
                        { "name": "Task Form XML Data", "value": "$func.stepOrStartSubmissionXml()" },
                        { "name": "Task Attachments Submission Step", "value": "Application Start" },
                        { "name": "Task Send Email", "value": "true" },
                        { "name": "Task Email Message", "value": "$func.formProperty('Anonymous Task Email Message')" },
                        { "name": "Task Email Subject", "value": "$func.formProperty('Anonymous Task Email Subject')" },
                        { "name": "Task Type", "value": "Anonymous" }
                    ]
                }
            ],
            {
                "name": "Review Wait",
                "type": "Job Task Wait"
            }
        }
    ]
}

```

```
    }
  ],
  "routes": [
    { "name": "Approve", "nextStep": "Application Delivery" },
    { "name": "Reject", "nextStep": "Application Rejected" }
  ]
}
{
  "name": "Application Completed",
  "type": "endpoint"
},
{
  "name": "Application Rejected",
  "type": "endpoint"
}
]
```

Cancelling an Anonymous Task (Maestro Form) (CollabJobs v5.0)

Summary

The following example we have a Maestro form that is put through a 1 step Anonymous review workflow. Cancelling an authenticated task works the same way.

When we initially submit the form we enter our details. The task that is created will get assigned back to the address in the email field. You will get notified of a saved email with a link to open the form.

You have opened the form associated with the Application Review - Assign Review action. Then click on the Cancel Exit button. Cancelling does not return any form.xml and hence the route is empty. The empty route is picked up by the new Default route which send to the next step Application rejected.

Here we can see the actions that have been executed. We can see the status of the Application Review has been changed to cancelled and the route result is blank.

1 Step Review - Anonymous Job

Home Dashboard > Collaboration Jobs > Job Details

Step Name	Action Name	Action Type	Status	Assignee	Submitter	Index	Item	Route Result	Attempts	Created	Finished	Duration
Application Start	Accept Quote	Form Start	Completed	lbunton@avoka.com	lbunton@avoka.com				1	10 Jul 17 16:41	10 Jul 17 16:42	58 sec
Application Review	Assign Review	Task Assign	Cancelled	lbunton@avoka.com	lbunton@avoka.com				1	10 Jul 17 16:42	10 Jul 17 17:23	41 min, .
Application Review	Review Wait	Task Wait	Completed						1	10 Jul 17 16:42	10 Jul 17 17:24	41 min, .
Application Rejected	Process Message	Process Message	Completed						1	10 Jul 17 17:24	10 Jul 17 17:24	less than

[Close](#)

Here we can see that when the default route is routing to the next step Application Rejected.

1 Step Review - Anonymous Job

Home Dashboard > Collaboration Jobs > Job Details

Job Details	Steps	Actions	Submissions	Events			
Step Name	Status	Next Step	Created	Finished	Duration	Scheduled Finish	Action
Application Start	Completed	Application Review	10 Jul 17 16:41	10 Jul 17 16:42	58 sec		
Application Review	Completed	Application Rejected	10 Jul 17 16:42	10 Jul 17 17:24	41 min, 47 sec		
Application Rejected	Completed		10 Jul 17 17:24	10 Jul 17 17:24	less than 1 second		

[Close](#)

Application Package



Collaboration Job

We needed to add the Default route to the application Review Step. This is because the cancel does not submit any form data resulting in the routeName being empty.

Job Definition - Application Review Step

```
{
  "name": "Application Review",
  "type": "",
  "actions": [
    {
      "name": "Assign Review",
      "type": "Job Task Assign",
      "properties": [
        { "name": "Task Assign Email", "value": "${formDataMap.email}" },
        { "name": "Task Form Code", "value": "$func.startFormCode()" },
        { "name": "Task Message", "value": "Please review the ${submission.formName} by ${formDataMap.firstName} ${formDataMap.lastName}." },
        { "name": "Task Subject", "value": "Review ${submission.formName} by ${submission.contactEmailAddress}." },
        { "name": "Task Assign Portal", "value": "Web Plug-in" },
        { "name": "Task Form XML Data", "value": "$func.startSubmissionXml()" },
        { "name": "Task Attachments Submission Step", "value": "Application Start" },
        { "name": "Task Send Email", "value": "true" },
        { "name": "Task Email Message", "value": "$func.formProperty('Anonymous Task Email Message')" },
        { "name": "Task Email Subject", "value": "$func.formProperty('Anonymous Task Email Subject')" },
        { "name": "Task Type", "value": "Anonymous" }
      ]
    },
    {
      "name": "Review Wait",
      "type": "Job Task Wait"
    }
  ]
}
```

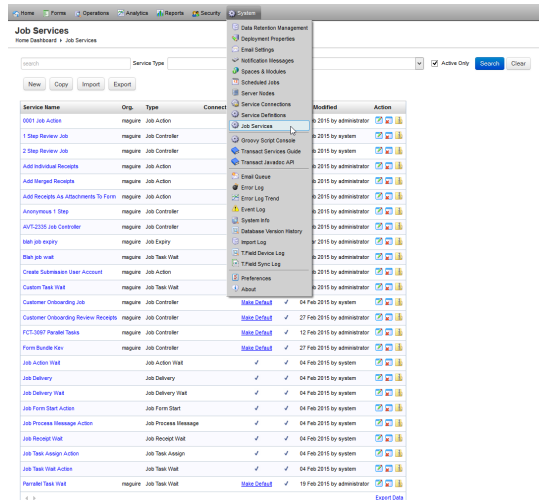
```
    }  
  ],  
  "routes": [  
    { "name": "Approve", "nextStep": "Application Delivery" },  
    { "name": "Reject", "nextStep": "Application Rejected" },  
    { "name": "Default", "nextStep": "Application Rejected" }  
  ]  
},
```

Job Services And Groovy Services (CollabJobs v5.0)

Collaboration Jobs Services

These are developed by configuring Job Services in Transaction Manager.

To get to the services in Transaction Manager select the **System** menu -> **Job Services**.



Collaboration Jobs makes use of 3 categories of services which include Job Controllers, Action Services and Groovy Services.

Job Controller Service

The Job Controller is responsible for the processing of the collaboration job. It has a Job Definition (JSON) that describes when and how it calls the Action Services and Groovy Services.

[Link Here to the Job Definition JSON](#) or describe.

Action Services

List all the types and describe each in pairs with the Wait

Job Task Assign and Job Task Wait

Job Delivery and Job Delivery Wait

demo

Custom Groovy Job Action

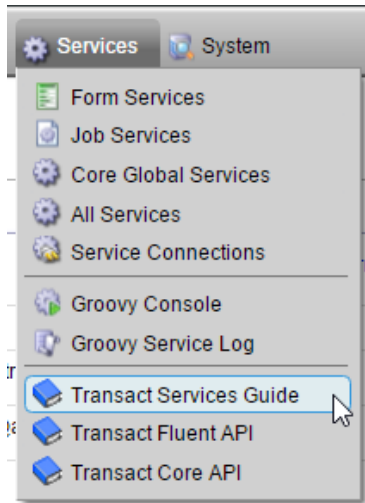
Job Expiry

Documentation (CollabJobs v5.0)

There are 2 places in Transaction Manager that are useful references for developers of Collaboration Job. These are available from the System Menu and per the screen shot below.

Transact Services Guide

The guide show how to create custom groovy services including custom Groovy Job Actions, Groovy services that are referenced by Collaboration Jobs.



Collaboration Jobs API

Click here to see the [Transact Collaboration Jobs API Reference \(CollabJobs v5.0\)](#)

The following is a summary of the classes and their use.

Package: com.avoka.fc.core.service.job.impl

Job Action Property Functions

Class: **JobFunctions**

Provides Job Definition functions which can be called during the evaluation of a job action property value.

Job Action Properties

The job action properties for a predefined Job Action Service that has been implemented in Transaction Manager in a Java Class can be found in the JavaDocs for the Job Action Class.

Class Summary

Job Action Class	Description
JobDeliveryService	This is used in conjunction with the Job Delivery Wait. It is used to kick off the standard Transact Delivery process. The delivery process is completed by the Transaction Processing Scheduled Job not the job controller service.
JobDeliveryWaitService	See above. The Job Delivery Wait service is an asynchronous mechanism (TODO LINK HERE). When the delivery is completed by the Transaction Processing job it calls a callback method that allows the Job Delivery Wait to complete.
JobFormStartService	This action service associates the initial form submission with the initial step. It can add a submission processing status messages to the initial Submission. These appear in the user's submission history. It can also send a status update via email.
JobProcessMessageService	This service will add a submission processing status messages to the specified Submission. These appear in the user's submission history. This action service can be used anywhere in the job but is especially useful in an endpoint steps. It can also send a status update via email.
JobReceiptWaitService	This action polls the submissions until the receipts have completed. The generation of the receipts is completed by a separate Transact Scheduled Job 'Transaction Processing' which by default runs every 5 minute. This action will complete when all receipts have been generated for this job's submissions. If any receipt has not completed the action returns a result of "In Progress". This will mean the Job Action / Job processing will stop and retry again in 1 minute. Note: This is required as the existing Job Task Wait service does not wait for receipts to be created.
JobTaskAssignService	The Job Task Assign Service is used for creating / assigning tasks in Transaction Manager has a lot of configuration properties. These properties are either associated with: <ul style="list-style-type: none">• Status Updates and Email: This service can add a submission processing status messages to the specified Submission. These appear in the user's submission history. It can also send a status update via email• Task Assignment: These properties are used in the creation and assignment of user and group tasks. Tasks can be categorised as:<ul style="list-style-type: none">• Standard Tasks: to an authenticated user or group.

	<ul style="list-style-type: none"> • Review Tasks: these are the similar to the standard tasks but attachments are copied from a previous submission. • Anonymous Save: A Submission record is saved but not assigned to a user in the TM database. They are usually assigned to a email address, the user is sent a notification email. They click on a link. The user has to enter a challenge response before they have access to the task form.
JobTask WaitService	<p>A Job Task Wait Service is paired in the 1 step with 1 or more Job Task Assign Action that creates a task. It provided an asynchronous wait mechanism (TODO Link) that allows the user time to complete the task via submission. When a submission comes in the Job Task Wait will execute. The code will check that JobTaskAssign actions have completed.</p> <ul style="list-style-type: none"> • Not All Complete: it will go back and wait for more submissions. • All Complete: It will allow execution to the next step.

Utility Classes

class: **JobPropertyUtils**

Provides a utility class with common methods called by Job Action Services and JobFunction.

Example of a useful method.

static Submission	getStepSubmission (Job job, String stepName) Return the first submission for the given step name or null if not found.
static List<Submission>	getSubmissionsForStep (Job job, String stepName) Returns a List of submissions, in id order, for the job and given step name or and empty List

class: **ActionStepProperties**

Provides a class to resolve action step properties.

This contains the methods that get the property value by merging the velocity template with model elements. The following are the velocity model info

Velocity Model	Description
\$formDataMap	This holds all the form Data Extracts. Note Route Name is automatically added to be available in the data extracts \$formDataMap.routeName
\$job	This holds the job instance
\$jobAction	This holds the current JobAction instance. From this we can get the current step \$jobAction.stepName
\$func	This provides job functions see JobFunctions in the API

Package: **com.avoka.fc.core.service.job.config**

JSON attributes definitions used by the JobDef, StepDef and ActionDef classes

Package: **com.avoka.fc.core.entity**

Details fields and methods in the **Job**, **JobStep**, **JobAction** and Submission Entities. These are used in the Velocity template substitutions

Transact Collaboration Jobs API Reference (CollabJobs v5.0)

com.avoka.fc.core.service.job (CollabJobs v5.0)

- [ActionContext \(CollabJobs v5.0\)](#)
- [ActionResult \(CollabJobs v5.0\)](#)
- [ActionResult.Status \(CollabJobs v5.0\)](#)
- [IJobActionService \(CollabJobs v5.0\)](#)
- [IJobController \(CollabJobs v5.0\)](#)
- [JobEventLogService \(CollabJobs v5.0\)](#)

com.avoka.fc.core.service.job.config (CollabJobs v5.0)

- [ActionDef \(CollabJobs v5.0\)](#)
- [IDefJsonSerializer \(CollabJobs v5.0\)](#)
- [JobDef \(CollabJobs v5.0\)](#)
- [JsonSerializerUtils \(CollabJobs v5.0\)](#)
- [StepDef \(CollabJobs v5.0\)](#)

com.avoka.fc.core.service.job.impl (CollabJobs v5.0)

- [AbstractJobActionService \(CollabJobs v5.0\)](#)
- [ActionStepProperties \(CollabJobs v5.0\)](#)
- [GroovyJobActionService \(CollabJobs v5.0\)](#)
- [JobActionUtils \(CollabJobs v5.0\)](#)
- [JobActionWaitService \(CollabJobs v5.0\)](#)
- [JobControllerService \(CollabJobs v5.0\)](#)
- [JobDeliveryService \(CollabJobs v5.0\)](#)
- [JobDeliveryWaitService \(CollabJobs v5.0\)](#)
- [JobFormStartService \(CollabJobs v5.0\)](#)
- [JobFunctions \(CollabJobs v5.0\)](#)
- [JobProcessMessageService \(CollabJobs v5.0\)](#)
- [JobReceiptWaitService \(CollabJobs v5.0\)](#)
- [JobTaskAssignActionBuilder \(CollabJobs v5.0\)](#)
- [JobTaskAssignService \(CollabJobs v5.0\)](#)
- [JobTaskWaitService \(CollabJobs v5.0\)](#)

Constants (CollabJobs v5.0)

com.avoka.fc.core.service.job (CollabJobs v5.0)

Interfaces

- [IJobActionService \(CollabJobs v5.0\)](#)
- [IJobController \(CollabJobs v5.0\)](#)

Classes in Package com.avoka.fc.core.service.job

- [ActionContext \(CollabJobs v5.0\)](#)
- [ActionResult \(CollabJobs v5.0\)](#)
- [JobEventLogService \(CollabJobs v5.0\)](#)

Enums

- [ActionResult.Status \(CollabJobs v5.0\)](#)

ActionContext (CollabJobs v5.0)

Package:

- [com.avoka.fc.core.service.job \(CollabJobs v5.0\)](#)

Class ActionContext

- [java.lang.Object](#)
- [com.avoka.fc.core.service.job.ActionContext](#)

```
public class ActionContext
extends java.lang.Object
```

Provide a Job Action execution context.

Since:

- 4.0.0

Constructor Summary

Constructors

Constructor and Description
ActionContext-com.avoka.fc.core.entity.JobAction-com.avoka.fc.core.service.job.config.JobDef-java.util.Map-java.util.Map -(com.avoka.fc.core.entity.JobAction jobAction, JobDef (CollabJobs v5.0) jobDef, java.util.Map<java.lang.String,java.lang.String> jobControllerParameters, java.util.Map<java.lang.String,java.lang.String> jobProperties) Create a Job ActionContext with the given Job Action, Job Def and Job Properties.
ActionContext-com.avoka.fc.core.entity.JobAction-com.avoka.fc.core.service.job.config.JobDef-java.util.Map-java.util.Map-com.avoka.fc.core.service.job.config.ActionDef -(com.avoka.fc.core.entity.JobAction jobAction, JobDef (CollabJobs v5.0) jobDef, java.util.Map<java.lang.String,java.lang.String> jobControllerParameters, java.util.Map<java.lang.String,java.lang.String> jobProperties, ActionDef (CollabJobs v5.0) actionDef) Create a Job ActionContext with the given Job Action, Job Def and Job Properties.

Method Summary

All Methods [Instance Methods](#) [Concrete Methods](#)

Modifier and Type	Method and Description
ActionDef (CollabJobs v5.0)	getActionDef--()
com.avoka.fc.core.entity.JobAction	getJobAction--()
java.util.Map<java.lang.String,java.lang.String>	getJobControllerParameters--() Returns the map of job controller service definition service parameter values
JobDef (CollabJobs v5.0)	getJobDef--()
java.util.Map<java.lang.String,java.lang.String>	getJobProperties--()
StepDef (CollabJobs v5.0)	getStepDef--()
java.lang.String	toString--()

Methods inherited from class java.lang.Object

[equals](#), [getClass](#), [hashCode](#), [notify](#), [notifyAll](#), [wait](#), [wait](#), [wait](#)

Constructor Detail

ActionContext

```
public ActionContext(com.avoka.fc.core.entity.JobAction jobAction,
                    JobDef \(CollabJobs v5.0\) jobDef,
                    java.util.Map<java.lang.String,java.lang.String> jobControllerParameters,
                    java.util.Map<java.lang.String,java.lang.String> jobProperties)
```

Create a Job ActionContext with the given Job Action, Job Def and Job Properties.

Parameters:

- `jobAction` - the Job Action (required)
 - `jobDef` - the Job Def (required)
 - `jobControllerParameters` - the map of job controller service definition service parameter values (required)
 - `jobProperties` - the Job Properties (required)
-

ActionContext

```
public ActionContext(com.avoka.fc.core.entity.JobAction jobAction,  
  
    JobDef (CollabJobs v5.0) jobDef,  
        java.util.Map<java.lang.String, java.lang.String> jobControllerParameters,  
        java.util.Map<java.lang.String, java.lang.String> jobProperties,  
  
    ActionDef (CollabJobs v5.0) actionDef)
```

Create a Job ActionContext with the given Job Action, Job Def and Job Properties.

Parameters:

- `jobAction` - the Job Action (required)
- `jobDef` - the Job Def (required)
- `jobControllerParameters` - the map of job controller service definition service parameter values (required)
- `jobProperties` - the Job Properties (required)
- `actionDef` - the ActionDef action definition (required)

Since:

- 4.3.4

Method Detail

getJobDef

```
public  
  
    JobDef (CollabJobs v5.0) getJobDef()
```

Returns:

- the `jobDef`
-

getStepDef

```
public  
  
    StepDef (CollabJobs v5.0) getStepDef()
```

Returns:

- the `stepDef`
-

getActionDef

```
public  
  
    ActionDef (CollabJobs v5.0) getActionDef()
```

Returns:

- the `actionDef`
-

getJobAction

```
public com.avoka.fc.core.entity.JobAction getJobAction()
```

Returns:

- the `jobAction`
-

getJobProperties

```
public java.util.Map<java.lang.String, java.lang.String> getJobProperties()
```

Returns:

- the jobProperties
-

getJobControllerParameters

```
public java.util.Map<java.lang.String, java.lang.String> getJobControllerParameters()
```

Returns the map of job controller service definition service parameter values

Returns:

- the map of job controller service definition service parameter values
-

toString

```
public java.lang.String toString()
```

Overrides:

- toString in class java.lang.Object

Returns:

- the string representation of this object

ActionResult (CollabJobs v5.0)

Package:

- [com.avoka.fc.core.service.job \(CollabJobs v5.0\)](#)

Class ActionResult

- [java.lang.Object](#)
- [com.avoka.fc.core.service.job.ActionResult](#)

```
public class ActionResult
extends java.lang.Object
```

Provides the Job Action result class.

Since:

- 4.0.0

Nested Class Summary

Nested Classes

Modifier and Type	Class and Description
static class	ActionResult.Status (CollabJobs v5.0) The delivery status values.

Constructor Summary

Constructors

Constructor and Description
ActionResult-com.avoka.fc.core.service.job.ActionResult.Status-(ActionResult.Status (CollabJobs v5.0) status) Create a new ActionResult object with the given status.

Method Summary

All Methods [Static Methods](#) [Instance Methods](#) [Concrete Methods](#) [Deprecated Methods](#)

Modifier and Type	Method and Description
java.util.Date	getExpiryTime--()
java.lang.Integer	getMaxRetryAttempts--()
java.lang.Integer	getMaxRetryAttepts--() Deprecated. use getMaxRetryAttempts() instead
java.lang.String	getMessage--()
java.util.Date	getNextRetryAttempt--()
java.lang.String	getRoute--()
java.lang.String	getStatus--()
boolean	isStatusError--()
void	setExpiryTime-java.util.Date-(java.util.Date expiryTime)
void	setMaxRetryAttempts-java.lang.Integer-(java.lang.Integer maxRetryAttempts)
void	setMaxRetryAttepts-java.lang.Integer-(java.lang.Integer maxRetryAttepts) Deprecated. use setMaxRetryAttempts(Integer) instead
void	setMessage-java.lang.String-(java.lang.String message)
void	setNextRetryAttempt-java.util.Date-(java.util.Date nextRetryAttempt)
void	setRoute-java.lang.String-(java.lang.String route)
static ActionResult.Status (CollabJobs v5.0)	toActionStatus-java.lang.String-(java.lang.String status) Return the corresponding Status enumeration for the text status.

Methods inherited from class java.lang.Object

equals, getClass, hashCode, notify, notifyAll, wait, wait, wait

Constructor Detail

ActionResult

```
public ActionResult(
```

```
    ActionResult.Status (CollabJobs v5.0) status)
```

Create a new ActionResult object with the given status.

Parameters:

- status - the result status

Method Detail

getRoute

```
public java.lang.String getRoute()
```

Returns:

- the route
-

setRoute

```
public void setRoute(java.lang.String route)
```

Parameters:

- route - the route to set
-

getStatus

```
public java.lang.String getStatus()
```

Returns:

- the status
-

isStatusError

```
public boolean isStatusError()
```

Returns:

- true if the action result status was 'Error'
-

getNextRetryAttempt

```
public java.util.Date getNextRetryAttempt()
```

Returns:

- the nextRetryAttempt
-

setNextRetryAttempt

```
public void setNextRetryAttempt(java.util.Date nextRetryAttempt)
```

Parameters:

- nextRetryAttempt - the nextRetryAttempt to set
-

getMaxRetryAttempts

```
public java.lang.Integer getMaxRetryAttempts()
```

Returns:

- the maxRetryAttempts
-

setMaxRetryAttempts

```
public void setMaxRetryAttempts(java.lang.Integer maxRetryAttempts)
```

Parameters:

- maxRetryAttempts - the maxRetryAttempts to set
-

getMaxRetryAttempts

```
@Deprecated
```

```
public java.lang.Integer getMaxRetryAttempts()
```

Deprecated. use [getMaxRetryAttempts\(\)](#) instead

Returns:

- the maxRetryAttempts
-

setMaxRetryAttempts

```
@Deprecated
```

```
public void setMaxRetryAttempts(java.lang.Integer maxRetryAttempts)
```

Deprecated. use [setMaxRetryAttempts\(Integer\)](#) instead

Parameters:

- maxRetryAttempts - the maxRetryAttempts to set
-

getExpiryTime

```
public java.util.Date getExpiryTime()
```

Returns:

- the expiryTime
-

setExpiryTime

```
public void setExpiryTime(java.util.Date expiryTime)
```

Parameters:

- expiryTime - the expiryTime to set
-

getMessage

```
public java.lang.String getMessage()
```

Returns:

- the action result message
-

setMessage

```
public void setMessage(java.lang.String message)
```

Parameters:

- message - the action result message
-

toActionStatus

```
public static
```

```
ActionResult.Status \(CollabJobs v5.0\) toActionStatus(java.lang.String status)
```

Return the corresponding Status enumeration for the text status.

Parameters:

- `status` - the text status value (required)

Returns:

- the corresponding Status enumeration for the text status

Since:

- 5.0
-

toString

```
public java.lang.String toString()
```

Overrides:

- `toString` in class `java.lang.Object`

Returns:

- the string representation of this object.

ActionResult.Status (CollabJobs v5.0)

Package:

- [com.avoka.fc.core.service.job \(CollabJobs v5.0\)](#)

Enum ActionResult.Status

- [java.lang.Object](#)

[java.lang.Enum](#)< [ActionResult.Status \(CollabJobs v5.0\)](#)>

- [com.avoka.fc.core.service.job.ActionResult.Status](#)

All Implemented Interfaces:

- [java.io.Serializable](#), [java.lang.Comparable](#)< [ActionResult.Status \(CollabJobs v5.0\)](#)>

Enclosing class:

- [ActionResult \(CollabJobs v5.0\)](#)

```
public static enum ActionResult.Status
extends java.lang.Enum<
```

```
    ActionResult.Status (CollabJobs v5.0)>
```

The delivery status values.

Enum Constant Summary

Enum Constants

Enum Constant and Description
ASSIGNED
COMPLETED
ERROR
IN_PROGRESS
INVOKED
PENDING

Method Summary

All Methods [Static Methods](#) [Concrete Methods](#)

Modifier and Type	Method and Description
static ActionResult.Status (CollabJobs v5.0)	valueOf-java.lang.String- (java.lang.String name) Returns the enum constant of this type with the specified name.
static ActionResult.Status (CollabJobs v5.0) []	values-- () Returns an array containing the constants of this enum type, in the order they are declared.

Methods inherited from class java.lang.Enum

[compareTo](#), [equals](#), [getDeclaringClass](#), [hashCode](#), [name](#), [ordinal](#), [toString](#), [valueOf](#)

Methods inherited from class java.lang.Object

[getClass](#), [notify](#), [notifyAll](#), [wait](#), [wait](#), [wait](#)

Enum Constant Detail

ASSIGNED

```
public static final
```

```
    ActionResult.Status \(CollabJobs v5.0\) ASSIGNED
```

COMPLETED

public static final

```
ActionResult.Status (CollabJobs v5.0) COMPLETED
```

ERROR

public static final

```
ActionResult.Status (CollabJobs v5.0) ERROR
```

PENDING

public static final

```
ActionResult.Status (CollabJobs v5.0) PENDING
```

IN_PROGRESS

public static final

```
ActionResult.Status (CollabJobs v5.0) IN_PROGRESS
```

INVOKED

public static final

```
ActionResult.Status (CollabJobs v5.0) INVOKED
```

Method Detail

values

public static

```
ActionResult.Status (CollabJobs v5.0)[] values()
```

Returns an array containing the constants of this enum type, in the order they are declared. This method may be used to iterate over the constants as follows:

```
for (ActionResult.Status c : ActionResult.Status.values())  
    System.out.println(c);
```

Returns:

- an array containing the constants of this enum type, in the order they are declared
-

valueOf

public static

```
ActionResult.Status (CollabJobs v5.0) valueOf(java.lang.String name)
```

Returns the enum constant of this type with the specified name. The string must match *exactly* an identifier used to declare an enum constant in this type. (Extraneous whitespace characters are not permitted.)

Parameters:

- name - the name of the enum constant to be returned.

Returns:

- the enum constant with the specified name

Throws:

- `java.lang.IllegalArgumentException` - if this enum type has no constant with the specified name
- `java.lang.NullPointerException` - if the argument is null

IJobActionService (CollabJobs v5.0)

Package:

- [com.avoka.fc.core.service.job \(CollabJobs v5.0\)](#)

Interface IJobActionService

All Known Implementing Classes:

- [AbstractJobActionService \(CollabJobs v5.0\)](#), [GroovyJobActionService \(CollabJobs v5.0\)](#), [JobActionWaitService \(CollabJobs v5.0\)](#), [JobDeliveryService \(CollabJobs v5.0\)](#), [JobDeliveryWaitService \(CollabJobs v5.0\)](#), [JobFormStartService \(CollabJobs v5.0\)](#), [JobProcessMessageService \(CollabJobs v5.0\)](#), [JobReceiptWaitService \(CollabJobs v5.0\)](#), [JobTaskAssignService \(CollabJobs v5.0\)](#), [JobTaskWaitService \(CollabJobs v5.0\)](#)

```
public interface IJobActionService
```

Provides a Job Action and Expiry service interface.

Since:

- 4.0.0

Method Summary

All Methods [Instance Methods](#) [Abstract Methods](#)

Modifier and Type	Method and Description
ActionResult (CollabJobs v5.0)	execute-com.avoka.fc.core.service.job.ActionContext-(ActionContext (CollabJobs v5.0) actionContext) Execute the action and return the result.
java.lang.Integer	getMaxErrorRetryAttempts--() Return the maximum number of error retry attempts should be performed.
java.lang.Integer	getRetryDelayMins--() Return the minimum action execute retry delay in minutes.
java.lang.String	validateProperties-com.avoka.fc.core.service.job.impl.ActionStepProperties-com.avoka.fc.core.entity.Client-(ActionStepProperties (CollabJobs v5.0) actionStepProperties, com.avoka.fc.core.entity.Client client) Validate the action service using the given action step service properties, returning null if valid or an error string otherwise.

Method Detail

execute

```
ActionResult \(CollabJobs v5.0\) execute(  
  
ActionContext \(CollabJobs v5.0\) actionContext)
```

Execute the action and return the result.

Parameters:

- `actionContext` - the job action execution context (required)

Returns:

- the action result

validateProperties

```
java.lang.String validateProperties(  
  
ActionStepProperties \(CollabJobs v5.0\) actionStepProperties,  
com.avoka.fc.core.entity.Client client)
```

Validate the action service using the given action step service properties, returning null if valid or an error string otherwise.

Parameters:

- `actionStepProperties` - the action step properties (required)
- `client` - the Job Controller client (required)

Returns:

- null if the properties are valid or null otherwise
-

getMaxErrorRetryAttempts

```
java.lang.Integer getMaxErrorRetryAttempts()
```

Return the maximum number of error retry attempts should be performed.

Returns:

- the maximum number of error retry attempts should be performed
-

getRetryDelayMins

```
java.lang.Integer getRetryDelayMins()
```

Return the minimum action execute retry delay in minutes.

Returns:

- the minimum action execute retry delay in minutes

IJobController (CollabJobs v5.0)

Package:

- [com.avoka.fc.core.service.job \(CollabJobs v5.0\)](#)

Interface IJobController

All Known Implementing Classes:

- [JobControllerService \(CollabJobs v5.0\)](#)

```
public interface IJobController
```

Provides the Job Controller service interface which orchestrates the job workflow.

Since:

- 4.0.0

Method Summary

All Methods [Instance Methods](#) [Abstract Methods](#)

Modifier and Type	Method and Description
boolean	cancelJob-com.avoka.fc.core.entity.Job- (com.avoka.fc.core.entity.Job job) Cancel the job, abandon any Assigned or Saved Tasks and make submission data ready for purging.
boolean	cancelledTaskSubmission-com.avoka.fc.core.entity.Submission- (com.avoka.fc.core.entity.Submission submission) Provides a callback to tell the Job controller that the given task submission has been cancelled.
boolean	completedJobAsyncAction-java.lang.String- (java.lang.String jobActionKey) Provides a callback to tell the Job controller that the specified asynchronous action ('Job Async Action') has been completed.
boolean	completedSubmissionDelivery-com.avoka.fc.core.entity.Submission- (com.avoka.fc.core.entity.Submission submission) Provides a callback to tell the Job controller that the specified submission delivery has been completed.
boolean	completedTaskSubmission-com.avoka.fc.core.entity.Submission- (com.avoka.fc.core.entity.Submission submission) Provides a callback to tell the Job controller that the given task submission has been completed.
com.avoka.fc.core.entity.Job	createJobWithClient-com.avoka.fc.core.entity.Client- (com.avoka.fc.core.entity.Client client) Create a job with the client, initializing the first step and action and put in 'Ready' state.
com.avoka.fc.core.entity.Job	createJobWithSubmission-com.avoka.fc.core.entity.Submission- (com.avoka.fc.core.entity.Submission submission) Create a job with the submission, initializing the first step and action, and using the given submission and put step action in 'Ready' state.
boolean	isJobControllerEnabled-- () Return true if the job controller service is enabled and should be processed by the scheduled job.
boolean	pausedJob-com.avoka.fc.core.entity.Job- (com.avoka.fc.core.entity.Job job) Pause the job from performing any further processing.
void	processJob-com.avoka.fc.core.entity.Job- (com.avoka.fc.core.entity.Job job) Process the job when a job action is in a 'Ready' state.
boolean	resumeJob-com.avoka.fc.core.entity.Job- (com.avoka.fc.core.entity.Job job) Resume the job to perform further processing.

Method Detail

createJobWithClient

```
com.avoka.fc.core.entity.Job createJobWithClient(com.avoka.fc.core.entity.Client client)
```

Create a job with the client, initializing the first step and action and put in 'Ready' state.
If the controller is configured to process the job immediately after creation, this method will also process the job before it is returned.

Parameters:

- `client` - the client organization which owns the job (required)

Returns:

- a new job instance
-

createJobWithSubmission

```
com.avoka.fc.core.entity.Job createJobWithSubmission(com.avoka.fc.core.entity.Submission submission)
```

Create a job with the submission, initializing the first step and action, and using the given submission and put step action in 'Ready' state. If the controller is configured to process the job immediately after creation, this method will also process the job before it is returned. This can be useful to create an Task assigned to the user who created the job with the initial submission.

Parameters:

- `submission` - the initial job submission (required)

Returns:

- a new job instance
-

processJob

```
void processJob(com.avoka.fc.core.entity.Job job)
```

Process the job when a job action is in a 'Ready' state.

Parameters:

- `job` - the Job instance to process
-

completedTaskSubmission

```
boolean completedTaskSubmission(com.avoka.fc.core.entity.Submission submission)
```

Provides a callback to tell the Job controller that the given task submission has been completed. The job controller should progress the associated task assign action status to 'Completed' and the next task wait action status to 'Ready'.

Parameters:

- `submission` - the completed task submission (required)

Returns:

- true if the submission task was found and associated "Task Assigned" was set to "Completed" or false otherwise
-

cancelledTaskSubmission

```
boolean cancelledTaskSubmission(com.avoka.fc.core.entity.Submission submission)
```

Provides a callback to tell the Job controller that the given task submission has been cancelled. The job controller should progress the associated task assign action status to 'Cancelled' and the next task wait action status to 'Ready'.

Parameters:

- `submission` - the cancelled task submission (required)

Returns:

- true if the submission task was found and associated "Task Assigned" was set to "Cancelled" or false otherwise

Since:

- 4.3.0
-

completedJobAsyncAction

```
boolean completedJobAsyncAction(java.lang.String jobActionKey)
```

Provides a callback to tell the Job controller that the specified asynchronous action ('Job Async Action') has been completed. The job controller should progress the associated action status to 'Completed' and the next wait action status to 'Ready'.

Parameters:

- `jobActionKey` - the unique job action key identifier (required)

Returns:

- true if the job action was found and set to "Completed" or false otherwise
-

completedSubmissionDelivery

`boolean completedSubmissionDelivery(com.avoka.fc.core.entity.Submission submission)`

Provides a callback to tell the Job controller that the specified submission delivery has been completed. The job controller should progress the any associated delivery wait action status to 'Ready'.

Parameters:

- `submission` - the associated delivered submission (required)

Returns:

- true if the submission task was found and associated "Delivery Wait" was set to "Completed" or false otherwise
-

cancelJob

`boolean cancelJob(com.avoka.fc.core.entity.Job job)`

Cancel the job, abandon any Assigned or Saved Tasks and make submission data ready for purging.

Parameters:

- `job` - the job instance to cancel (required)

Returns:

- true if the job was cancelled, or false if the job was not "In Progress"
-

pausedJob

`boolean pausedJob(com.avoka.fc.core.entity.Job job)`

Pause the job from performing any further processing.

Parameters:

- `job` - the job instance to pause (required)

Returns:

- true if the job was paused
-

resumeJob

`boolean resumeJob(com.avoka.fc.core.entity.Job job)`

Resume the job to perform further processing.

Parameters:

- `job` - the job instance to pause (required)

Returns:

- true if the job was resumed
-

isJobControllerEnabled

`boolean isJobControllerEnabled()`

Return true if the job controller service is enabled and should be processed by the scheduled job. This property can be used to prevent a controllers jobs from being processed while some other maintenance action is being performed.

Returns:

- true if the controller service is enabled

JobEventLogService (CollabJobs v5.0)

Package:

- [com.avoka.fc.core.service.job \(CollabJobs v5.0\)](#)

Class JobEventLogService

- [java.lang.Object](#)
- [com.avoka.fc.core.service.BaseService](#)
- [com.avoka.fc.core.service.CayenneService](#)
- [com.avoka.fc.core.service.job.JobEventLogService](#)

```
public class JobEventLogService
extends com.avoka.fc.core.service.CayenneService
```

Provides a Job Event Logging service.

Since:

- 4.0.0

Constructor Summary

Constructors

Constructor and Description
JobEventLogService--()

Method Summary

All Methods [Instance Methods](#) [Concrete Methods](#)

Modifier and Type	Method and Description
void	logErrorEventWithAction - java.lang.String-com.avoka.fc.core.entity.JobAction- (java.lang.String message , com.avoka.fc.core.entity.JobAction jobAction) Log a job error event with the given message and job action
void	logErrorEventWithJob - java.lang.String-com.avoka.fc.core.entity.Job- (java.lang.String message , com.avoka.fc.core.entity.Job job) Log a job error event with the given message and job action
void	logInfoEventWithAction - java.lang.String-com.avoka.fc.core.entity.JobAction- (java.lang.String message , com.avoka.fc.core.entity.JobAction jobAction) Log a job info event with the given message and job action
void	logInfoEventWithJob - java.lang.String-com.avoka.fc.core.entity.Job- (java.lang.String message , com.avoka.fc.core.entity.Job job) Log a job info event with the given message and job action
void	logWarnEventWithAction - java.lang.String-com.avoka.fc.core.entity.JobAction- (java.lang.String message , com.avoka.fc.core.entity.JobAction jobAction) Log a job warn event with the given message and job action
void	logWarnEventWithJob - java.lang.String-com.avoka.fc.core.entity.Job- (java.lang.String message , com.avoka.fc.core.entity.Job job) Log a job warn event with the given message and job action

Methods inherited from class [com.avoka.fc.core.service.CayenneService](#)

[commitChanges](#), [rollbackChanges](#)

Methods inherited from class [java.lang.Object](#)

[equals](#), [getClass](#), [hashCode](#), [notify](#), [notifyAll](#), [toString](#), [wait](#), [wait](#), [wait](#)

Constructor Detail

JobEventLogService

```
public JobEventLogService()
```

Method Detail

logErrorEventWithAction

```
public void logErrorEventWithAction(java.lang.String message,  
                                   com.avoka.fc.core.entity.JobAction jobAction)
```

Log a job error event with the given message and job action

Parameters:

- `message` - error message (required)
 - `jobAction` - the job action to be associated with the event log
-

logErrorEventWithJob

```
public void logErrorEventWithJob(java.lang.String message,  
                                 com.avoka.fc.core.entity.Job job)
```

Log a job error event with the given message and job action

Parameters:

- `message` - error message (required)
 - `job` - the job to be associated with the event log
-

logWarnEventWithAction

```
public void logWarnEventWithAction(java.lang.String message,  
                                   com.avoka.fc.core.entity.JobAction jobAction)
```

Log a job warn event with the given message and job action

Parameters:

- `message` - error message (required)
 - `jobAction` - the job action to be associated with the event log
-

logWarnEventWithJob

```
public void logWarnEventWithJob(java.lang.String message,  
                                 com.avoka.fc.core.entity.Job job)
```

Log a job warn event with the given message and job action

Parameters:

- `message` - error message (required)
 - `job` - the job to be associated with the event log
-

logInfoEventWithAction

```
public void logInfoEventWithAction(java.lang.String message,  
                                   com.avoka.fc.core.entity.JobAction jobAction)
```

Log a job info event with the given message and job action

Parameters:

- `message` - error message (required)
 - `jobAction` - the job action to be associated with the event log
-

logInfoEventWithJob

```
public void logInfoEventWithJob(java.lang.String message,  
                                 com.avoka.fc.core.entity.Job job)
```

Log a job info event with the given message and job action

Parameters:

- `message` - error message (required)
- `job` - the job to be associated with the event log

com.avoka.fc.core.service.job.config (CollabJobs v5.0)

Interfaces

- [IDefJsonSerializer \(CollabJobs v5.0\)](#)

Classes in Package com.avoka.fc.core.service.job.config

- [ActionDef \(CollabJobs v5.0\)](#)
- [JobDef \(CollabJobs v5.0\)](#)
- [JsonSerializerUtils \(CollabJobs v5.0\)](#)
- [StepDef \(CollabJobs v5.0\)](#)

ActionDef (CollabJobs v5.0)

Package:

- [com.avoka.fc.core.service.job.config \(CollabJobs v5.0\)](#)

Class ActionDef

- [java.lang.Object](#)
- [com.avoka.fc.core.service.job.config.ActionDef](#)

All Implemented Interfaces:

- [IDefJsonSerializer \(CollabJobs v5.0\)](#)

```
public class ActionDef
extends java.lang.Object
implements
```

```
    IDefJsonSerializer (CollabJobs v5.0)
```

Provides an immutable Action configuration class.

Action JSON Configuration

```
{
  "name" : "Handle Submission",
  "type" : "Task Wait",
  "serviceName" : "Review And Approval Handle Submission",
  "serviceVersion" : 3,
  "preCondition" : "$formDatMap.type == 'Home Insurance'"
}
```

Since:

- 4.0.0

Constructor Summary

Constructors

Constructor and Description
ActionDef-java.util.Map-java.lang.String-java.lang.String-int-(java.util.Map actionMap, java.lang.String stepName, java.lang.String jobJson, int sequence) Create an Action configuration object from the given action configuration map (JSON).
ActionDef-java.util.Map-java.lang.String-java.lang.String-int-boolean-(java.util.Map actionMap, java.lang.String stepName, java.lang.String jobJson, int sequence, boolean useJobJsonErrorChecking) Create an Action configuration object from the given action configuration map (JSON).

Method Summary

All Methods [Instance Methods](#) [Concrete Methods](#)

Modifier and Type	Method and Description
java.lang.String	getName--()
java.lang.String	getPreCondition--()
java.util.Map<java.lang.String, java.lang.String>	getPropertyMap--()
java.lang.String	getPropertyValue-java.lang.String-(java.lang.String propertyName)
int	getSequence--()
java.lang.String	getServiceName--()
java.lang.Integer	getServiceVersion--()
java.lang.String	getType--()
java.lang.Boolean	isPropertyTemplateEvaluation-java.lang.String-(java.lang.String propertyName) Return true if the property value should be evaluated with a Velocity template or false otherwise
boolean	isRedirectNext--()
java.lang.String	toString--()

void	writeJson-java.lang.StringBuilder- (java.lang.StringBuilder builder) Appends the JSON text representation of this object to the string builder.
------	--

Methods inherited from class java.lang.Object

equals, getClass, hashCode, notify, notifyAll, wait, wait, wait

Constructor Detail

ActionDef

```
public ActionDef(java.util.Map actionMap,
                 java.lang.String stepName,
                 java.lang.String jobJson,
                 int sequence)
```

Create an Action configuration object from the given action configuration map (JSON). A validation exception is returned if the Action JSON (String): action must contain a non empty name action must contain a valid type @see JobAction.TYPE_VALUES action must contain a non empty serviceName action can contain an expiryServiceName if specified the expiryServiceName if specified cannot be empty.

Parameters:

- actionMap - the action configuration map JSON (required)
- stepName - the name of the step (required)
- jobJson - this job definition JSON source (required)
- sequence - the job action sequence in the parent job step

ActionDef

```
public ActionDef(java.util.Map actionMap,
                 java.lang.String stepName,
                 java.lang.String jobJson,
                 int sequence,
                 boolean useJobJsonErrorChecking)
```

Create an Action configuration object from the given action configuration map (JSON). A validation exception is returned if the Action JSON (String): action must contain a non empty name action must contain a valid type @see JobAction.TYPE_VALUES action must contain a non empty serviceName action can contain an expiryServiceName if specified the expiryServiceName if specified cannot be empty.

Parameters:

- actionMap - the action configuration map JSON (required)
- stepName - the name of the step (required)
- jobJson - this job definition JSON source (required)
- sequence - the job action sequence in the parent job step
- useJobJsonErrorChecking - boolean if set to true will use the JobJson Error Checking.

Since:

- 4.3.4

Method Detail

getName

```
public java.lang.String getName()
```

Returns:

- the action name

getType

```
public java.lang.String getType()
```

Returns:

- the action type

getSequence

```
public int getSequence()
```

Returns:

- the action sequence in the parent step

Since:

- 4.3.0
-

getServiceName

```
public java.lang.String getServiceName()
```

Returns:

- the service name
-

getServiceVersion

```
public java.lang.Integer getServiceVersion()
```

Returns:

- the service version

Since:

- 5.1.0
-

getPreCondition

```
public java.lang.String getPreCondition()
```

Returns:

- the action creation pre-condition
-

isRedirectNext

```
public boolean isRedirectNext()
```

Returns:

- true if the action should redirect the user to the next form

Since:

- 4.3.0
-

getPropertyValue

```
public java.lang.String getPropertyValue(java.lang.String propertyName)
```

Parameters:

- `propertyName` - the name of the property

Returns:

- the value(String) for the corresponding property name
-

isPropertyTemplateEvaluation

```
public java.lang.Boolean isPropertyTemplateEvaluation(java.lang.String propertyName)
```

Return true if the property value should be evaluated with a Velocity template or false otherwise

Parameters:

- `propertyName` - the name of the property

Returns:

- true if the property value should be evaluated with a Velocity template or false otherwise

Since:

- 4.1.0
-

getPropertyMap

```
public java.util.Map<java.lang.String,java.lang.String> getPropertyMap()
```

Returns:

- a map of step property values
-

toString

```
public java.lang.String toString()
```

Overrides:

- `toString` in class `java.lang.Object`

Returns:

- the string representation of this object
-

writeJson

```
public void writeJson(java.lang.StringBuilder builder)
```

Description copied from interface: [IDefJsonSerializer \(CollabJobs v5.0\)#writeJson-java.lang.StringBuilder-](#)

Appends the JSON text representation of this object to the string builder.

Specified by:

- [IDefJsonSerializer \(CollabJobs v5.0\)#writeJson-java.lang.StringBuilder-](#) in interface [IDefJsonSerializer \(CollabJobs v5.0\)](#)

Parameters:

- `builder` - JSON string builder to write to

See Also:

- [IDefJsonSerializer.writeJson\(StringBuilder\)](#)

IDefJsonSerializer (CollabJobs v5.0)

Package:

- [com.avoka.fc.core.service.job.config \(CollabJobs v5.0\)](#)

Interface IDefJsonSerializer

All Known Implementing Classes:

- [ActionDef \(CollabJobs v5.0\)](#), [JobDef \(CollabJobs v5.0\)](#), [StepDef \(CollabJobs v5.0\)](#)

```
public interface IDefJsonSerializer
```

Provides an interface serializing Job, Step and Action Definition objects as a JSON text.

Since:

- 4.0.0

Method Summary

All Methods [Instance Methods](#) [Abstract Methods](#)

Modifier and Type	Method and Description
void	writeJson-java.lang.StringBuilder-(java.lang.StringBuilder builder) Appends the JSON text representation of this object to the string builder.

Method Detail

writeJson

```
void writeJson(java.lang.StringBuilder builder)
```

Appends the JSON text representation of this object to the string builder.

Parameters:

- `builder` - JSON string builder to write to

JobDef (CollabJobs v5.0)

Package:

- [com.avoka.fc.core.service.job.config \(CollabJobs v5.0\)](#)

Class JobDef

- [java.lang.Object](#)
- [com.avoka.fc.core.service.job.config.JobDef](#)

All Implemented Interfaces:

- [IDefJsonSerializer \(CollabJobs v5.0\)](#)

```
public class JobDef
extends java.lang.Object
implements
```

```
IDefJsonSerializer \(CollabJobs v5.0\)
```

Provides an immutable Job definition configuration class. The Job configuration contains an object graph of StepConfig objects.

Job JSON Configuration

```
{
  "jobDetails" : {
    "name" : "Review and Approval Job"
  }
  "jobGroups" : [
    {
      "name" : "HL Melbourne",
      "description" : "Home Loan Customer Care Group for Vic"
    },
    {
      "name" : "HL Sydney",
      "description" : "Home Loan Customer Care Group for NSW"
    }
  ]
  "steps" : [
    { ... },
    { ... },
    { ... }
  ]
}
```

Since:

- 4.0.0

Field Summary

Fields

Modifier and Type	Field and Description
static java.lang.String	DESCRIPTION The JSON job details description attribute.
static java.lang.String	NAME The JSON job details name attribute.
static java.lang.String	PRE_CONDITION_SUBMISSION_STEP The pre-condition submission step name.

Constructor Summary

Constructors

Constructor and Description
JobDef-java.lang.String-(java.lang.String jobJson) Creates the Job configuration object from the given JSON map.

Method Summary

All Methods [Instance Methods](#) [Concrete Methods](#)

Modifier and Type	Method and Description
java.lang.String	getDefaultNextStepName -java.lang.String-(java.lang.String currentStepName) Return the default next route next step for the given step name.
java.lang.String	getDescription --()
java.lang.String	getDisplayName --()
java.lang.String	getJobDetailsPropertyValue -java.lang.String-(java.lang.String name) Return the job details property value.
java.util.List<java.util.Map>	getJobGroups --() Get the Job Groups as a List<Map>.
java.lang.String	getName --() Return the name of this job configuration.
java.lang.String	getNextStepName -java.lang.String-java.lang.String-(java.lang.String currentStepName, java.lang.String routeName) Return the next route step name for the given step and and route name.
java.lang.String	getPreviousStepName -java.lang.String-(java.lang.String currentStepName) Return the name of the previous step form the current step name.
java.util.Map<java.lang.String, java.lang.String>	getPropertyMap --()
java.lang.String	getPropertyValue -java.lang.String-(java.lang.String propertyName)
java.lang.String	getReferenceNumberLabel --()
StepDef (CollabJobs v5.0)	getStartStepDef --() Return the start step definition.
StepDef (CollabJobs v5.0)	getStepDef -java.lang.String-(java.lang.String stepName) Return the step definition for the given step name.
java.util.List< StepDef (CollabJobs v5.0) >	getStepDefList --() Return the step definition list.
java.util.Map<java.lang.String, StepDef (CollabJobs v5.0) >	getStepDefMap --()
boolean	isProcessSubmitImmediate --() Return true if user form submit operations should be processed immediately in the user thread.
void	setName -java.lang.String-(java.lang.String value) Set the name of this job configuration.
void	setVersion -java.lang.String-(java.lang.String version) Set the version of this job configuration.
java.lang.String	toJSONString --()
java.lang.String	toString --() Return the string representation of this object.
void	writeJson -java.lang.StringBuilder-(java.lang.StringBuilder builder) Appends the JSON text representation of this object to the string builder.

Methods inherited from class java.lang.Object

[equals](#), [getClass](#), [hashCode](#), [notify](#), [notifyAll](#), [wait](#), [wait](#), [wait](#)

Field Detail

PRE_CONDITION_SUBMISSION_STEP

```
public static final java.lang.String PRE_CONDITION_SUBMISSION_STEP
```

The pre-condition submission step name.

See Also:

- [Constants \(CollabJobs v5.0\)#com.avoka.fc.core.service.job.config.JobDef.PRE_CONDITION_SUBMISSION_STEP](#)

NAME

```
public static final java.lang.String NAME
```

The JSON job details name attribute.

See Also:

- [Constants \(CollabJobs v5.0\)#com.avoka.fc.core.service.job.config.JobDef.NAME](#)
-

DESCRIPTION

```
public static final java.lang.String DESCRIPTION
```

The JSON job details description attribute.

See Also:

- [Constants \(CollabJobs v5.0\)#com.avoka.fc.core.service.job.config.JobDef.DESCRPTION](#)

Constructor Detail

JobDef

```
public JobDef(java.lang.String jobJson)
```

Creates the Job configuration object from the given JSON map. A validation exception is returned if the Job configuration JSON (String): does not contain a jobDetails or a jobDetails.name does not contain a **steps** or the **steps** Array is empty. a step does not have a valid name. validation in the StepDefinition fails (StepDefinition.java)

Parameters:

- jobJson - this job definition JSON source (required)

Method Detail

getName

```
public java.lang.String getName()
```

Return the name of this job configuration.

Returns:

- the job name
-

setName

```
public void setName(java.lang.String value)
```

Set the name of this job configuration.

Parameters:

- value - the job name
-

getDisplayName

```
public java.lang.String getDisplayName()
```

Returns:

- the job details user display name.
-

getDescription

```
public java.lang.String getDescription()
```

Returns:

- the job details user description.
-

getReferenceNumberLabel

```
public java.lang.String getReferenceNumberLabel()
```

Returns:

- the job details reference number display label.
-

isProcessSubmitImmediate

```
public boolean isProcessSubmitImmediate()
```

Return true if user form submit operations should be processed immediately in the user thread.

Returns:

- true if user form submit operations should be processed immediately in the user thread
-

setVersion

```
public void setVersion(java.lang.String version)
```

Set the version of this job configuration.

Parameters:

- `version` - the job name
-

getJobDetailsPropertyValue

```
public java.lang.String getJobDetailsPropertyValue(java.lang.String name)
```

Return the job details property value.

Parameters:

- `name` - the job detail property name

Returns:

- the Job details property value
-

getStepDef

```
public
```

```
    StepDef (CollabJobs v5.0) getStepDef(java.lang.String stepName)
```

Return the step definition for the given step name.

Parameters:

- `stepName` - the step name

Returns:

- the step definition for the given step name.
-

getStepDefMap

```
public java.util.Map<java.lang.String,
```

```
    StepDef (CollabJobs v5.0)> getStepDefMap()
```

Returns:

- the map of step definitions keyed on step name.
-

getStepDefList

```
public java.util.List<
```

```
    StepDef (CollabJobs v5.0)> getStepDefList()
```

Return the step definition list.

Returns:

- the step definition list
-

getStartStepDef

public

```
StepDef (CollabJobs v5.0) getStartStepDef()
```

Return the start step definition.

Returns:

- the start step definition.
-

getNextStepName

```
public java.lang.String getNextStepName(java.lang.String currentStepName,  
                                       java.lang.String routeName)
```

Return the next route step name for the given step and route name.

Parameters:

- `currentStepName` - the current step name
- `routeName` - the route name

Returns:

- the name of the next step

Throws:

- `java.lang.IllegalArgumentException` - if the current step was not found
-

getDefaultNextStepName

```
public java.lang.String getDefaultNextStepName(java.lang.String currentStepName)
```

Return the default next route next step for the given step name.

Parameters:

- `currentStepName` - the current steps name (required)

Returns:

- the default next route next step for the given step name

Throws:

- `java.lang.IllegalArgumentException` - if the current step was not found
-

getPreviousStepName

```
public java.lang.String getPreviousStepName(java.lang.String currentStepName)
```

Return the name of the previous step form the current step name.

Parameters:

- `currentStepName` - the current step name (required)

Returns:

- the name of the previous step form the current step name

Throws:

- `java.lang.IllegalArgumentException` - if the current step was not found or is a start step
-

getPropertyValue

```
public java.lang.String getPropertyValue(java.lang.String propertyName)
```

Parameters:

- `propertyName` - the name of the property

Returns:

- the value(String) for the corresponding property name
-

getPropertyMap

```
public java.util.Map<java.lang.String, java.lang.String> getPropertyMap()
```

Returns:

- a map of step property values
-

toString

```
public java.lang.String toString()
```

Return the string representation of this object.

Overrides:

- toString in class java.lang.Object

Returns:

- the string representation of this object
-

toJSONString

```
public java.lang.String toJSONString()
```

Returns:

- the JSON formatted string representation of this object.
-

writeJson

```
public void writeJson(java.lang.StringBuilder builder)
```

Description copied from interface: [IDefJsonSerializer \(CollabJobs v5.0\)#writeJson-java.lang.StringBuilder-](#)

Appends the JSON text representation of this object to the string builder.

Specified by:

- [IDefJsonSerializer \(CollabJobs v5.0\)#writeJson-java.lang.StringBuilder-](#) in interface [IDefJsonSerializer \(CollabJobs v5.0\)](#)

Parameters:

- builder - JSON string builder to write to

See Also:

- [IDefJsonSerializer.writeJson\(StringBuilder\)](#)
-

getJobGroups

```
public java.util.List<java.util.Map> getJobGroups()
```

Get the Job Groups as a List<Map>. The Map has the keys name, description

Returns:

- the job groups as a List<Map>

Since:

- 17.10.0

JsonSerializerUtils (CollabJobs v5.0)

Package:

- [com.avoka.fc.core.service.job.config \(CollabJobs v5.0\)](#)

Class JsonSerializerUtils

- [java.lang.Object](#)
- [com.avoka.fc.core.service.job.config.JsonSerializerUtils](#)

```
public class JsonSerializerUtils
extends java.lang.Object
```

Provides a utility class for rendering JobDef, StepDef and ActionDef to build JSON output.

Since:

- 4.0.0

Method Summary

All Methods [Static Methods](#) [Concrete Methods](#)

Modifier and Type	Method and Description
static java.util.List<java.util.Map<java.lang.String, java.lang.String>>	convertMap2JSONList-java.util.Map-java.lang.String-java.lang.String-(java.util.Map<java.lang.String, java.lang.String> map2Convert, java.lang.String keyName, java.lang.String valueName) Converts a map that holds pair value such as the routeMap to a List<map<String,String>> which can be used to generate a JSON Array.
static void	renderAttribute-java.lang.StringBuilder-java.lang.String-java.lang.Object-int-boolean-boolean-java.lang.String:A-(java.lang.StringBuilder builder, java.lang.String attName, java.lang.Object jsonObj, int padSpaces, boolean isFirst, boolean layoutValueSameLine, java.lang.String[] subFieldOrder) Renders a string representation of a JSON Attribute name and value
static void	renderJsonArray-java.lang.StringBuilder-java.util.List-int-boolean-java.lang.String:A-(java.lang.StringBuilder builder, java.util.List listJsonArray, int padSpaces, boolean itemSameLine, java.lang.String[] itemAttributeOrderArray) Adds a string representation of a JSON Array to a string builder.
static void	renderJsonObject-java.lang.StringBuilder-java.util.Map-int-boolean-java.lang.String:A-(java.lang.StringBuilder builder, java.util.Map jsonObjectMap, int padSpaces, boolean layoutSameLine, java.lang.String[] attributeOrderArray) Adds a string representation of a JSON object to a string builder.

Methods inherited from class java.lang.Object

[equals](#), [getClass](#), [hashCode](#), [notify](#), [notifyAll](#), [toString](#), [wait](#), [wait](#), [wait](#)

Method Detail

renderJsonObject

```
public static void renderJsonObject(java.lang.StringBuilder builder,
    java.util.Map jsonObjectMap,
    int padSpaces,
    boolean layoutSameLine,
    java.lang.String[] attributeOrderArray)
```

Adds a string representation of a JSON object to a string builder. This only supports JSON object which have attribute values that are strings.

Parameters:

- [builder](#) - the String Builder that has the string value appended to.
- [jsonObjectMap](#) - a Map that holds the JSON object.
- [padSpaces](#) - an integer representing the left padding associated with used if not on the same line
- [layoutSameLine](#) - boolean if true the JSON string will appear on the same line.
- [attributeOrderArray](#) - String[] contains a array of Attribute names in the order to appear in the JSON

renderJsonArray

```
public static void renderJsonArray(java.lang.StringBuilder builder,
    java.util.List listJsonArray,
    int padSpaces,
    boolean itemSameLine,
    java.lang.String[] itemAttributeOrderArray)
```

Adds a string representation of a JSON Array to a string builder. This assumes Each array item contains an JSON Object.

Parameters:

- `builder` - the String Builder that has the string value appended to.
 - `listJSONArray` - List containing the data to be converted to a JSON Array.
 - `padSpaces` - an integer representing the left padding associated with used if not on the same line.
 - `itemSameLine` - boolean if set to true will render each item on the same line
 - `itemAttributeOrderArray` - String[] contains a list of String Attribute names in the order to appear in the JSON Object Items
-

renderAttribute

```
public static void renderAttribute(java.lang.StringBuilder builder,
                                  java.lang.String attName,
                                  java.lang.Object jsonObj,
                                  int padSpaces,
                                  boolean isFirst,
                                  boolean layoutValueSameLine,
                                  java.lang.String[] subFieldOrder)
```

Renders a string representation of a JSON Attribute name and value

Parameters:

- `builder` - the String Builder that has the string value appended to.
 - `attName` - this the JSON attribute name
 - `jsonObj` - this is the attribute value
 - `padSpaces` - this is the attribute spacing
 - `isFirst` - boolean if set treats this a the first element. It constructs the first "{" or "["
 - `layoutValueSameLine` - boolean this is passed to either the `renderJSONArray` or `renderJsonObject`.
 - `subFieldOrder` - String[] JSON objects attributes will be sorted in this name order, if null then attributes will be ordered by name alphabetically.
-

convertMap2JSONList

```
public static java.util.List<java.util.Map<java.lang.String, java.lang.String>> convertMap2JSONList(java.util.
Map<java.lang.String, java.lang.String> map2Convert,
                                                                                                     java.lang.String
keyName,                                                                                                     java.lang.String
valueName)
```

Converts a map that holds pair value such as the `routeMap` to a `List<map<String,String>>` which can be used to generate a JSON Array.

Parameters:

- `map2Convert` - Map<String,String> that holds the pair value.
- `keyName` - the JSON attribute String name for the key
- `valueName` - The JSON attribute String name for the value

Returns:

- `List<map<String,String>>` the converted List that can be passed to `renderJSONArray`

StepDef (CollabJobs v5.0)

Package:

- [com.avoka.fc.core.service.job.config \(CollabJobs v5.0\)](#)

Class StepDef

- java.lang.Object
- com.avoka.fc.core.service.job.config.StepDef

All Implemented Interfaces:

- [IDefJsonSerializer \(CollabJobs v5.0\)](#)

```
public class StepDef
extends java.lang.Object
implements
```

```
    IDefJsonSerializer (CollabJobs v5.0)
```

Provides an immutable StepConfig configuration class.

Step JSON Configuration

```
{
  "name" : "Initial Review",
  "type" : "",
  "dynamicPreConditions": true,
  "shareFormData" : true,
  "shareExtractData": false,
  "allFormsEditable" : true,
  "showPreviousForms" : true,
  "redirectNext": true,
  "expiryRule" : "+5d",
  "expiryServiceName" : "Review Expiry Service",
  "expiryServiceVersion" : "12",
  "actions": [
    { "name" : "Assign Review", "type" : "Job Task Assign" },
    { "name" : "Review Wait", "type" : "Job Task Wait" }
  ],
  "routes": [
    { "name" : "Default", "nextStep" : "Management Review" },
    { "name" : "Expiry", "nextStep" : "Review Expiry" }
  ],
  "properties": [
    { "name": "Task Review Submission Step", "value": "Start" },
    { "name": "Task Group", "value": "Application Reviewers" }
  ]
}
```

Since:

- 4.0.0

Field Summary

Fields

Modifier and Type	Field and Description
static java.lang.String	DEFAULT_ROUTE_NAME The "Default" route name.
static java.lang.String	EXPIRY_ROUTE_NAME The "Expiry" route name.
static java.lang.String	NEXT_STEP_PREVIOUS_STEP nextStep special field value: previous step
static java.lang.String	TYPE_ENDPOINT the step type endpoint attribute value
static java.lang.String	TYPE_START the step type start attribute value
static java.lang.String[]	VALID_TYPES

Constructor Summary

Constructors

Constructor and Description
<code>StepDef-java.util.Map-java.util.List-java.lang.String-(java.util.Map<java.lang.String, java.lang.Object> stepMap, java.util.List<java.lang.String> allStepNames, java.lang.String jobJson)</code> Create a StepConfig using the given JSON Job Step configuration map.

Method Summary

All Methods [Instance Methods](#) [Concrete Methods](#)

Modifier and Type	Method and Description
<code>java.util.List< ActionDef (CollabJobs v5.0)></code>	<code>getActionDefList--()</code>
<code>java.lang.String</code>	<code>getDefaultRouteStep--()</code>
<code>java.util.List<java.lang.String></code>	<code>getDisplayRoutes--()</code> Return the List of the available route names to display on the form
<code>java.lang.String</code>	<code>getExpiryRouteStep--()</code>
<code>java.lang.String</code>	<code>getExpiryRule--()</code>
<code>java.lang.String</code>	<code>getExpiryServiceName--()</code>
<code>java.lang.Integer</code>	<code>getExpiryServiceVersion--()</code>
<code>java.lang.String</code>	<code>getName--()</code>
<code>java.lang.String</code>	<code>getNextStep-java.lang.String-(java.lang.String routeName)</code>
<code>java.lang.String</code>	<code>getPreCondition--()</code>
<code>java.util.Map<java.lang.String, java.lang.String></code>	<code>getPropertyMap--()</code>
<code>java.lang.String</code>	<code>getPropertyValue-java.lang.String-(java.lang.String propertyName)</code>
<code>java.util.Map<java.lang.String, java.lang.String></code>	<code>getRouteNextStepMap--()</code> Return the route result to step name map.
<code>java.lang.String</code>	<code>getType--()</code>
<code>boolean</code>	<code>isAllFormsEditable--()</code>
<code>boolean</code>	<code>isDynamicPreConditions--()</code>
<code>boolean</code>	<code>isRedirectNext--()</code>
<code>boolean</code>	<code>isShareExtractData--()</code>
<code>boolean</code>	<code>isShareFormData--()</code>
<code>boolean</code>	<code>isShowPreviousForms--()</code>
<code>boolean</code>	<code>isTypeEndpoint--()</code>
<code>boolean</code>	<code>isTypeStart--()</code>
<code>java.lang.String</code>	<code>toString--()</code> Return the string representation of this object.
<code>void</code>	<code>writeJson-java.lang.StringBuilder-(java.lang.StringBuilder builder)</code> Appends the JSON text representation of this object to the string builder.

Methods inherited from class java.lang.Object

`equals`, `getClass`, `hashCode`, `notify`, `notifyAll`, `wait`, `wait`, `wait`

Field Detail

DEFAULT_ROUTE_NAME

`public static final java.lang.String DEFAULT_ROUTE_NAME`

The "Default" route name.

See Also:

- [Constants \(CollabJobs v5.0\)#com.avoka.fc.core.service.job.config.StepDef.DEFAULT_ROUTE_NAME](#)

EXPIRY_ROUTE_NAME

```
public static final java.lang.String EXPIRY_ROUTE_NAME
```

The "Expiry" route name.

See Also:

- [Constants \(CollabJobs v5.0\)#com.avoka.fc.core.service.job.config.StepDef.EXPIRY_ROUTE_NAME](#)
-

NEXT_STEP_PREVIOUS_STEP

```
public static final java.lang.String NEXT_STEP_PREVIOUS_STEP
```

nextStep special field value: previous step

See Also:

- [Constants \(CollabJobs v5.0\)#com.avoka.fc.core.service.job.config.StepDef.NEXT_STEP_PREVIOUS_STEP](#)
-

TYPE_START

```
public static final java.lang.String TYPE_START
```

the step type start attribute value

See Also:

- [Constants \(CollabJobs v5.0\)#com.avoka.fc.core.service.job.config.StepDef.TYPE_START](#)
-

TYPE_ENDPOINT

```
public static final java.lang.String TYPE_ENDPOINT
```

the step type endpoint attribute value

See Also:

- [Constants \(CollabJobs v5.0\)#com.avoka.fc.core.service.job.config.StepDef.TYPE_ENDPOINT](#)
-

VALID_TYPES

```
public static final java.lang.String[] VALID_TYPES
```

Array Containing the valid step types

Constructor Detail

StepDef

```
public StepDef( java.util.Map<java.lang.String, java.lang.Object> stepMap,  
               java.util.List<java.lang.String> allStepNames,  
               java.lang.String jobJson)
```

Create a StepConfig using the given JSON Job Step configuration map. A validation exception is returned if the step for the Job definition JSON (String): step does not contain a name has an invalid step type If the type is not an endpoint then the JSON: must have an actions attribute that is an array and it must contain at least 1 action validation in the ActionDefinition fails (ActionDefinition.java) must have a routes attribute that is an Array, and it must contain at least 1 route each route must have a name and nextStep attributes which are not empty the nextStep in the route must be either ##PREVIOUS_STEP() (excluding step of type start), or a valid step name contained in the job. must have a customProperties attribute that is an Array. Note this can be an empty array custom properties must have a name, the value (String) is optional and can be empty

Parameters:

- `stepMap` - the step configuration map JSON (required)
- `allStepNames` - the list of job configuration step names used to validate this step configuration (required)
- `jobJson` - this job definition JSON source (required)

Method Detail

getName

```
public java.lang.String getName()
```

Returns:

- the step name
-

getType

```
public java.lang.String getType()
```

Returns:

- the step type
-

getExpiryRule

```
public java.lang.String getExpiryRule()
```

Returns:

- the expiry rule
-

getExpiryServiceName

```
public java.lang.String getExpiryServiceName()
```

Returns:

- the expiry service name
-

getExpiryServiceVersion

```
public java.lang.Integer getExpiryServiceVersion()
```

Returns:

- the expiry service version number

Since:

- 5.1.0
-

getPreCondition

```
public java.lang.String getPreCondition()
```

Returns:

- the action creation pre-condition
-

getActionDefList

```
public java.util.List<
```

```
    ActionDef (CollabJobs v5.0)> getActionDefList()
```

Returns:

- a list of Actions Definition
-

getNextStep

```
public java.lang.String getNextStep(java.lang.String routeName)
```

Parameters:

- routeName - the name of the route

Returns:

- the stepName (String) for the Next Step
-

getRouteNextStepMap

```
public java.util.Map<java.lang.String, java.lang.String> getRouteNextStepMap()
```

Return the route result to step name map.

Returns:

- the route result to step name map.
-

getDisplayRoutes

```
public java.util.List<java.lang.String> getDisplayRoutes()
```

Return the List of the available route names to display on the form

Returns:

- the List of the available route names to display on the form
-

getDefaultRouteStep

```
public java.lang.String getDefaultRouteStep()
```

Returns:

- the default route step name.
-

getExpiryRouteStep

```
public java.lang.String getExpiryRouteStep()
```

Returns:

- the expiry route step name.
-

getPropertyValue

```
public java.lang.String getPropertyValue(java.lang.String propertyName)
```

Parameters:

- `propertyName` - the name of the property

Returns:

- the value(String) for the corresponding property name
-

getPropertyMap

```
public java.util.Map<java.lang.String, java.lang.String> getPropertyMap()
```

Returns:

- a map of step property values
-

isDynamicPreConditions

```
public boolean isDynamicPreConditions()
```

Returns:

- true if the step configured to use dynamic preCondition evaluation for step actions

Since:

- 4.3.0
-

isShareExtractData

```
public boolean isShareExtractData()
```

Returns:

- true if the step submissions should share extract data

Since:

- 4.3.0
-

isShareFormData

```
public boolean isShareFormData()
```

Returns:

- true if the step submissions should share form data

Since:

- 4.1.8
-

isAllFormsEditable

```
public boolean isAllFormsEditable()
```

Returns:

- true if the step submissions should share form data

Since:

- 4.2.0
-

isShowPreviousForms

```
public boolean isShowPreviousForms()
```

Returns:

- true if the step forms show all the previous step forms

Since:

- 4.3.0
-

isRedirectNext

```
public boolean isRedirectNext()
```

Returns:

- true if the step should redirect the user to the next form

Since:

- 4.3.0
-

isTypeEndpoint

```
public boolean isTypeEndpoint()
```

Returns:

- true if an "endpoint" type step.
-

isTypeStart

```
public boolean isTypeStart()
```

Returns:

- true if an "start" type step.
-

toString

```
public java.lang.String toString()
```

Return the string representation of this object.

Overrides:

- `toString` in class `java.lang.Object`

Returns:

- the string representation of this object
-

writeJson

```
public void writeJson(java.lang.StringBuilder builder)
```

Description copied from interface: [IDefJsonSerializer \(CollabJobs v5.0\)#writeJson-java.lang.StringBuilder-](#)

Appends the JSON text representation of this object to the string builder.

Specified by:

- [IDefJsonSerializer \(CollabJobs v5.0\)#writeJson-java.lang.StringBuilder-](#) in interface [IDefJsonSerializer \(CollabJobs v5.0\)](#)

Parameters:

- `builder` - JSON string builder to write to

See Also:

- [IDefJsonSerializer.writeJson\(StringBuilder\)](#)

com.avoka.fc.core.service.job.impl (CollabJobs v5.0)

Classes in Package com.avoka.fc.core.service.job.impl

- [AbstractJobActionService](#) (CollabJobs v5.0)
- [ActionStepProperties](#) (CollabJobs v5.0)
- [GroovyJobActionService](#) (CollabJobs v5.0)
- [JobActionUtils](#) (CollabJobs v5.0)
- [JobActionWaitService](#) (CollabJobs v5.0)
- [JobControllerService](#) (CollabJobs v5.0)
- [JobDeliveryService](#) (CollabJobs v5.0)
- [JobDeliveryWaitService](#) (CollabJobs v5.0)
- [JobFormStartService](#) (CollabJobs v5.0)
- [JobFunctions](#) (CollabJobs v5.0)
- [JobProcessMessageService](#) (CollabJobs v5.0)
- [JobReceiptWaitService](#) (CollabJobs v5.0)
- [JobTaskAssignActionBuilder](#) (CollabJobs v5.0)
- [JobTaskAssignService](#) (CollabJobs v5.0)
- [JobTaskWaitService](#) (CollabJobs v5.0)

AbstractJobActionService (CollabJobs v5.0)

Package:

- [com.avoka.fc.core.service.job.impl \(CollabJobs v5.0\)](#)

Class AbstractJobActionService

- [java.lang.Object](#)
- [com.avoka.fc.core.service.BaseService](#)
- [com.avoka.fc.core.service.CayenneService](#)
- [com.avoka.fc.core.service.job.impl.AbstractJobActionService](#)

All Implemented Interfaces:

- [com.avoka.fc.core.service.IServiceDefinitionAware](#), [IJobActionService \(CollabJobs v5.0\)](#)

Direct Known Subclasses:

- [GroovyJobActionService \(CollabJobs v5.0\)](#), [JobActionWaitService \(CollabJobs v5.0\)](#), [JobDeliveryService \(CollabJobs v5.0\)](#), [JobDeliveryWaitService \(CollabJobs v5.0\)](#), [JobFormStartService \(CollabJobs v5.0\)](#), [JobProcessMessageService \(CollabJobs v5.0\)](#), [JobReceiptWaitService \(CollabJobs v5.0\)](#), [JobTaskAssignService \(CollabJobs v5.0\)](#), [JobTaskWaitService \(CollabJobs v5.0\)](#)

```
public abstract class AbstractJobActionService
extends com.avoka.fc.core.service.CayenneService
implements
```

```
IJobActionService \(CollabJobs v5.0\), com.avoka.fc.core.service.IServiceDefinitionAware
```

Provides an abstract Job Action Service.

Since:

- 4.0.0

Constructor Summary

Constructors

Constructor and Description
AbstractJobActionService--()

Method Summary

All Methods [Instance Methods](#) [Concrete Methods](#)

Modifier and Type	Method and Description
java.lang.Integer	getMaxErrorRetryAttempts--() Return the maximum number of error retry attempts should be performed.
java.lang.Integer	getRetryDelayMins--() Return the minimum action execute retry delay in minutes.
com.avoka.fc.core.entity.ServiceDefinition	getServiceDefinition--() Return the service definition.
void	setMaxErrorRetryAttempts-java.lang.Integer-(java.lang.Integer attempts) Set the maximum number of action attempts.
void	setRetryDelayMins-java.lang.Integer-(java.lang.Integer delayMins) Set the minimum action execute retry delay in minutes.
void	setServiceDefinition-com.avoka.fc.core.entity.ServiceDefinition-(com.avoka.fc.core.entity.ServiceDefinition serviceDefinition) Set the service definition.
java.lang.String	validateProperties-com.avoka.fc.core.service.job.impl.ActionStepProperties-com.avoka.fc.core.entity.Client-(ActionStepProperties (CollabJobs v5.0) actionStepProperties, com.avoka.fc.core.entity.Client client) Validate the action service using the given action step service properties, returning null if valid or an error string otherwise.

Methods inherited from class `com.avoka.fc.core.service.CayenneService`

`commitChanges`, `rollbackChanges`

Methods inherited from class `java.lang.Object`

`equals`, `getClass`, `hashCode`, `notify`, `notifyAll`, `toString`, `wait`, `wait`, `wait`

Methods inherited from interface `com.avoka.fc.core.service.job.IJobActionService (CollabJobs v5.0)`

[IJobActionService \(CollabJobs v5.0\)#execute-com.avoka.fc.core.service.job.ActionContext-](#)

Constructor Detail

AbstractJobActionService

```
public AbstractJobActionService()
```

Method Detail

validateProperties

```
public java.lang.String validateProperties(  
  
    ActionStepProperties \(CollabJobs v5.0\) actionStepProperties,  
    com.avoka.fc.core.entity.Client client)
```

Validate the action service using the given action step service properties, returning null if valid or an error string otherwise.

Specified by:

- [IJobActionService \(CollabJobs v5.0\)#validateProperties-com.avoka.fc.core.service.job.impl.ActionStepProperties-com.avoka.fc.core.entity.Client-](#) in interface [IJobActionService \(CollabJobs v5.0\)](#)

Parameters:

- `actionStepProperties` - the action step properties (required)
- `client` - the Job Controller client (optional)

Returns:

- null if the properties are valid or null otherwise

See Also:

- [IJobActionService.validateProperties\(ActionStepProperties, Client\)](#)
-

getMaxErrorRetryAttempts

```
public java.lang.Integer getMaxErrorRetryAttempts()
```

Description copied from interface: [IJobActionService \(CollabJobs v5.0\)#getMaxErrorRetryAttempts--](#)

Return the maximum number of error retry attempts should be performed.

Specified by:

- [IJobActionService \(CollabJobs v5.0\)#getMaxErrorRetryAttempts--](#) in interface [IJobActionService \(CollabJobs v5.0\)](#)

Returns:

- the maximum number of error retry attempts should be performed

See Also:

- [IJobActionService.getMaxErrorRetryAttempts\(\)](#)
-

setMaxErrorRetryAttempts

```
public void setMaxErrorRetryAttempts(java.lang.Integer attempts)
```

Set the maximum number of action attempts.

Parameters:

- `attempts` - the maximum number of error retry attempts should be performed
-

getRetryDelayMins

```
public java.lang.Integer getRetryDelayMins()
```

Description copied from interface: [IJobActionService \(CollabJobs v5.0\)#getRetryDelayMins--](#)

Return the minimum action execute retry delay in minutes.

Specified by:

- [IJobActionService \(CollabJobs v5.0\)#getRetryDelayMins--](#) in interface [IJobActionService \(CollabJobs v5.0\)](#)

Returns:

- the minimum action execute retry delay in minutes.

See Also:

- [IJobActionService.getRetryDelayMins\(\)](#)
-

setRetryDelayMins

```
public void setRetryDelayMins(java.lang.Integer delayMins)
```

Set the minimum action execute retry delay in minutes.

Parameters:

- `delayMins` - the retry delay in minutes
-

getServiceDefinition

```
public com.avoka.fc.core.entity.ServiceDefinition getServiceDefinition()
```

Return the service definition.

Specified by:

- `getServiceDefinition` in interface [com.avoka.fc.core.service.IServiceDefinitionAware](#)

Returns:

- the service definition

See Also:

- [IServiceDefinitionAware.getServiceDefinition\(\)](#)
-

setServiceDefinition

```
public void setServiceDefinition(com.avoka.fc.core.entity.ServiceDefinition serviceDefinition)
```

Set the service definition.

Specified by:

- `setServiceDefinition` in interface [com.avoka.fc.core.service.IServiceDefinitionAware](#)

Parameters:

- `serviceDefinition` - the service definition

See Also:

- [IServiceDefinitionAware.setServiceDefinition\(ServiceDefinition\)](#)

ActionStepProperties (CollabJobs v5.0)

Package:

- [com.avoka.fc.core.service.job.impl \(CollabJobs v5.0\)](#)

Class ActionStepProperties

- [java.lang.Object](#)
- [com.avoka.fc.core.service.job.impl.ActionStepProperties](#)

```
public class ActionStepProperties
extends java.lang.Object
```

Provides a class to resolve action step properties.

Resolution Order

Action step properties are resolved in the following order:

lookup in the action properties of the Job Definition lookup in the action service definition service parameters lookup in the step properties of the current step in the lookup in the job controller service definition parameters lookup in the job properties of the Job Definition

Since:

- 4.0.0

Constructor Summary

Constructors

Constructor and Description
ActionStepProperties-com.avoka.fc.core.service.job.ActionContext-(ActionContext (CollabJobs v5.0) actionContext) Create a ActionStepProperties object with the given action context.
ActionStepProperties-com.avoka.fc.core.service.job.ActionContext-com.avoka.fc.core.service.job.IJobActionService-(ActionContext (CollabJobs v5.0) actionContext, IJobActionService (CollabJobs v5.0) jobActionService) Create a ActionStepProperties object with the given action context and action service.

Method Summary

All Methods [Instance Methods](#) [Concrete Methods](#)

Modifier and Type	Method and Description
java.lang.Boolean	getBooleanProperty-java.lang.String-(java.lang.String name) Return the date property value for the given name.
java.lang.Boolean	getBooleanProperty-java.lang.String-java.util.Map-(java.lang.String name, java.util.Map<java.lang.String, java.lang.String> formDataMap) Return the date property value for the given name.
java.sql.Date	getDateProperty-java.lang.String-(java.lang.String name) Return the date property value for the given name, date format (yyyy-[m]-[d]).
java.sql.Date	getDateProperty-java.lang.String-java.util.Map-(java.lang.String name, java.util.Map<java.lang.String, java.lang.String> formDataMap) Return the date property value for the given name, date format (yyyy-[m]-[d]).
java.lang.Double	getDoubleProperty-java.lang.String-(java.lang.String name) Return the double property value for the given name.
java.lang.Double	getDoubleProperty-java.lang.String-java.util.Map-(java.lang.String name, java.util.Map<java.lang.String, java.lang.String> formDataMap) Return the double property value for the given name.
java.lang.Integer	getIntegerProperty-java.lang.String-(java.lang.String name) Return the integer property value for the given name.
java.lang.Integer	getIntegerProperty-java.lang.String-java.util.Map-(java.lang.String name, java.util.Map<java.lang.String, java.lang.String> formDataMap) Return the integer property value for the given name.
JobDef	getJobDef--()

(CollabJobs v5.0)	Return the Job Definition associated with these action step properties.
java.util.Set<java.lang.String>	<code>getKeySet--()</code> Return the set resolved of available property keys (names).
java.lang.String	<code>getProperty-java.lang.String-(java.lang.String name)</code> Return the property value for the given name.
java.lang.String	<code>getProperty-java.lang.String-java.util.Map-(java.lang.String name, java.util.Map<java.lang.String, java.lang.String> formDataMap)</code> Return the property value for the given name.
java.lang.Object	<code>getPropertyObject-java.lang.String-java.util.Map-(java.lang.String name, java.util.Map<java.lang.String, java.lang.String> formDataMap)</code> Return the property value for the given name.
java.lang.Object	<code>getPropertyObject-java.lang.String-java.util.Map-java.util.Map-(java.lang.String name, java.util.Map<java.lang.String, java.lang.String> formDataMap, java.util.Map<java.lang.String, java.lang.Object> model)</code> Return the property value for the given name.
java.lang.String	<code>getRawPropertyValue-java.lang.String-(java.lang.String name)</code> Return the raw property value before property function or StringTemplate conversion is run.
boolean	<code>isValidRoute-java.lang.String-(java.lang.String routeName)</code> return true if the routeName is valid
void	<code>setUsePropertyFunctions-boolean-(boolean usePropertyFunctions)</code> Specify whether to use property functions, can be switched off to enable property validation.

Methods inherited from class java.lang.Object

`equals`, `getClass`, `hashCode`, `notify`, `notifyAll`, `toString`, `wait`, `wait`, `wait`

Constructor Detail

ActionStepProperties

```
public ActionStepProperties(
    ActionContext (CollabJobs v5.0) actionContext,
    IJobActionService (CollabJobs v5.0) jobActionService)
```

Create a ActionStepProperties object with the given action context and action service.

Parameters:

- `actionContext` - the job action context (required)
- `jobActionService` - the job action service (required)

ActionStepProperties

```
public ActionStepProperties(
    ActionContext (CollabJobs v5.0) actionContext)
```

Create a ActionStepProperties object with the given action context. Note by using this constructor ActionService Properties cannot be resolved for the Job Action.

Parameters:

- `actionContext` - the job action context (required)

Since:

- 4.3.0

Method Detail

getBooleanProperty

```
public java.lang.Boolean getBooleanProperty(java.lang.String name)
```

Return the date property value for the given name.

Parameters:

- `name` - the name of the action step custom property or the service definition parameter name

Returns:

- the resolved boolean property value
-

getBooleanProperty

```
public java.lang.Boolean getBooleanProperty(java.lang.String name,  
                                           java.util.Map<java.lang.String, java.lang.String> formDataMap)
```

Return the date property value for the given name.

Parameters:

- `name` - the name of the action step custom property or the service definition parameter name
- `formDataMap` - the form data map (optional)

Returns:

- the resolved boolean property value
-

getDateProperty

```
public java.sql.Date getDateProperty(java.lang.String name)
```

Return the date property value for the given name, date format (yyyy-[m]m-[d]d).

Parameters:

- `name` - the name of the action step custom property or the service definition parameter name

Returns:

- the resolved date property value
-

getDateProperty

```
public java.sql.Date getDateProperty(java.lang.String name,  
                                     java.util.Map<java.lang.String, java.lang.String> formDataMap)
```

Return the date property value for the given name, date format (yyyy-[m]m-[d]d).

Parameters:

- `name` - the name of the action step custom property or the service definition parameter name
- `formDataMap` - the form data map (optional)

Returns:

- the resolved date property value
-

getDoubleProperty

```
public java.lang.Double getDoubleProperty(java.lang.String name)
```

Return the double property value for the given name.

Parameters:

- `name` - the name of the action step custom property or the service definition parameter name

Returns:

- the resolved double property value
-

getDoubleProperty

```
public java.lang.Double getDoubleProperty(java.lang.String name,  
                                          java.util.Map<java.lang.String, java.lang.String> formDataMap)
```

Return the double property value for the given name.

Parameters:

- `name` - the name of the action step custom property or the service definition parameter name
- `formDataMap` - the form data map (optional)

Returns:

- the resolved double property value
-

getIntegerProperty

```
public java.lang.Integer getIntegerProperty(java.lang.String name)
```

Return the integer property value for the given name.

Parameters:

- name - the name of the action step custom property or the service definition parameter name

Returns:

- the resolved integer property value
-

getIntegerProperty

```
public java.lang.Integer getIntegerProperty(java.lang.String name,
                                           java.util.Map<java.lang.String, java.lang.String> formDataMap)
```

Return the integer property value for the given name.

Parameters:

- name - the name of the action step custom property or the service definition parameter name
- formDataMap - the form data map (optional)

Returns:

- the resolved integer property value
-

getProperty

```
public java.lang.String getProperty(java.lang.String name)
```

Return the property value for the given name.

Parameters:

- name - the name of the action step custom property or the service definition parameter name

Returns:

- the resolved property value
-

getProperty

```
public java.lang.String getProperty(java.lang.String name,
                                   java.util.Map<java.lang.String, java.lang.String> formDataMap)
```

Return the property value for the given name.

Parameters:

- name - the name of the action step custom property or the service definition parameter name
- formDataMap - the form data map (optional)

Returns:

- the resolved property value
-

getPropertyObject

```
public java.lang.Object getPropertyObject(java.lang.String name,
                                         java.util.Map<java.lang.String, java.lang.String> formDataMap)
```

Return the property value for the given name.

Parameters:

- name - the name of the action step custom property or the service definition parameter name
- formDataMap - the form data map (optional)

Returns:

- the resolved property value

getPropertyObject

```
public java.lang.Object getPropertyObject(java.lang.String name,
                                         java.util.Map<java.lang.String, java.lang.String> formDataMap,
                                         java.util.Map<java.lang.String, java.lang.Object> model)
```

Return the property value for the given name.

Parameters:

- `name` - the name of the action step custom property or the service definition parameter name
- `formDataMap` - the form data map (optional)
- `model` - template model Map (required)

Returns:

- the resolved property value
-

getRawPropertyValue

```
public java.lang.String getRawPropertyValue(java.lang.String name)
```

Return the raw property value before property function or StringTemplate conversion is run.

Parameters:

- `name` - the name of the action step custom property or the service definition parameter name

Returns:

- the raw property value String before property function or StringTemplate conversion
-

getKeySet

```
public java.util.Set<java.lang.String> getKeySet()
```

Return the set resolved of available property keys (names).

Returns:

- the set resolved of available property keys (names)
-

getJobDef

```
public
```

```
    JobDef (CollabJobs v5.0) getJobDef()
```

Return the Job Definition associated with these action step properties.

Returns:

- the Job Definition associated with these action step properties
-

setUsePropertyFunctions

```
public void setUsePropertyFunctions(boolean usePropertyFunctions)
```

Specify whether to use property functions, can be switched off to enable property validation.

Parameters:

- `usePropertyFunctions` - specify whether to execute property functions
-

isValidRoute

```
public boolean isValidRoute(java.lang.String routeName)
```

return true if the routeName is valid

Parameters:

- `routeName` - the selected route name String from the form submission

Returns:

- true if the routeName is contained in the stepDef

GroovyJobActionService (CollabJobs v5.0)

Package:

- [com.avoka.fc.core.service.job.impl \(CollabJobs v5.0\)](#)

Class GroovyJobActionService

- [java.lang.Object](#)
- [com.avoka.fc.core.service.BaseService](#)
- [com.avoka.fc.core.service.CayenneService](#)
- [AbstractJobActionService \(CollabJobs v5.0\)](#)
- [com.avoka.fc.core.service.job.impl.GroovyJobActionService](#)

All Implemented Interfaces:

- [com.avoka.fc.core.service.IServiceDefinitionAware](#), [IJobActionService \(CollabJobs v5.0\)](#)

```
public class GroovyJobActionService
extends
```

```
AbstractJobActionService \(CollabJobs v5.0\)
```

Provides a Groovy Job Action Service.

Since:

- 4.0.0

Constructor Summary

Constructors

Constructor and Description
GroovyJobActionService--()

Method Summary

All Methods [Instance Methods](#) [Concrete Methods](#)

Modifier and Type	Method and Description
ActionResult (CollabJobs v5.0)	execute-com.avoka.fc.core.service.job.ActionContext-(ActionContext (CollabJobs v5.0) actionContext) Execute the action and return the result.
java.lang.Integer	getExecutionTimeout--() Return the GroovyScript execution timeout in milliseconds.
java.lang.String	getGroovyScript--()
java.lang.Boolean	isGroovyDebugLogging--() Return true if GroovyLogger DEBUG level recording is enabled.
boolean	isGroovyLoggingEnabled--() Return true if the Groovy Service logging is enabled.
boolean	isGroovyTypeChecked--() Return true if the Groovy runtime should perform static type checking.
void	setExecutionTimeout-java.lang.Integer-(java.lang.Integer timeout) Return the GroovyScript execution timeout in milliseconds.
void	setGroovyDebugLogging-java.lang.Boolean-(java.lang.Boolean debugEnabled) Set whether GroovyLogger DEBUG level recording is enabled.
void	setGroovyLoggingEnabled-java.lang.Boolean-(java.lang.Boolean loggingEnabled) Specify whether the Groovy Service logging is enabled.
void	setGroovyScript-java.lang.String-(java.lang.String script)
void	setGroovyTypeChecked-boolean-(boolean typeChecked)

Methods inherited from class `com.avoka.fc.core.service.job.impl.AbstractJobActionService` (CollabJobs v5.0)

`AbstractJobActionService (CollabJobs v5.0)#getMaxErrorRetryAttempts--`, `AbstractJobActionService (CollabJobs v5.0)#getRetryDelayMins--`, `AbstractJobActionService (CollabJobs v5.0)#getServiceDefinition--`, `AbstractJobActionService (CollabJobs v5.0)#setMaxErrorRetryAttempts-java.lang.Integer-`, `AbstractJobActionService (CollabJobs v5.0)#setRetryDelayMins-java.lang.Integer-`, `AbstractJobActionService (CollabJobs v5.0)#setServiceDefinition-com.avoka.fc.core.entity.ServiceDefinition-`, `AbstractJobActionService (CollabJobs v5.0)#validateProperties-com.avoka.fc.core.service.job.impl.ActionStepProperties-com.avoka.fc.core.entity.Client-`

Methods inherited from class `com.avoka.fc.core.service.CayenneService`

`commitChanges`, `rollbackChanges`

Methods inherited from class `java.lang.Object`

`equals`, `getClass`, `hashCode`, `notify`, `notifyAll`, `toString`, `wait`, `wait`, `wait`

Constructor Detail

GroovyJobActionService

```
public GroovyJobActionService()
```

Method Detail

execute

```
public
```

```
ActionResult (CollabJobs v5.0) execute(  
  
    ActionContext (CollabJobs v5.0) actionContext)
```

Description copied from interface: `IJobActionService (CollabJobs v5.0)#execute-com.avoka.fc.core.service.job.ActionContext-`

Execute the action and return the result.

Parameters:

- `actionContext` - the job action execution context (required)

Returns:

- the action result

See Also:

- `IJobActionService.execute(ActionContext)`
-

getExecutionTimeout

```
public java.lang.Integer getExecutionTimeout()
```

Return the GroovyScript execution timeout in milliseconds.

Returns:

- the GroovyScript execution timeout in milliseconds
-

setExecutionTimeout

```
public void setExecutionTimeout(java.lang.Integer timeout)
```

Return the GroovyScript execution timeout in milliseconds.

Parameters:

- `timeout` - the GroovyScript execution timeout in milliseconds
-

isGroovyDebugLogging

```
public java.lang.Boolean isGroovyDebugLogging()
```

Return true if GroovyLogger DEBUG level recording is enabled.

Returns:

- the groovyDebugEnabled

Since:

- 4.3.4
-

setGroovyDebugLogging

```
public void setGroovyDebugLogging(java.lang.Boolean debugEnabled)
```

Set whether GroovyLogger DEBUG level recording is enabled.

Parameters:

- debugEnabled - the groovyDebugEnabled to set

Since:

- 4.3.4
-

isGroovyLoggingEnabled

```
public boolean isGroovyLoggingEnabled()
```

Return true if the Groovy Service logging is enabled.

Returns:

- true if the Groovy Service logging is enabled.

Since:

- 4.2.0
-

setGroovyLoggingEnabled

```
public void setGroovyLoggingEnabled(java.lang.Boolean loggingEnabled)
```

Specify whether the Groovy Service logging is enabled.

Parameters:

- loggingEnabled - specify whether the Groovy Service logging is enabled

Since:

- 4.2.0
-

getGroovyScript

```
public java.lang.String getGroovyScript()
```

Returns:

- the Groovy Script content to execute
-

setGroovyScript

```
public void setGroovyScript(java.lang.String script)
```

Parameters:

- script - the Groovy Script content to execute
-

isGroovyTypeChecked

```
public boolean isGroovyTypeChecked()
```

Return true if the Groovy runtime should perform static type checking.

Returns:

- true if the Groovy runtime should perform static type checking

Since:

- 4.0.0
-

setGroovyTypeChecked

```
public void setGroovyTypeChecked(boolean typeChecked)
```

Specify whether the Groovy runtime should perform static type checking.

Parameters:

- `typeChecked` - specify whether the Groovy runtime should perform static type checking

Since:

- 4.0.0

JobActionUtils (CollabJobs v5.0)

Package:

- [com.avoka.fc.core.service.job.impl \(CollabJobs v5.0\)](#)

Class JobActionUtils

- [java.lang.Object](#)
- [com.avoka.fc.core.service.job.impl.JobActionUtils](#)

```
public class JobActionUtils
extends java.lang.Object
```

Provides a utility class with common methods called by Job Action Services.

Since:

- 4.0.0

Field Summary

Fields

Modifier and Type	Field and Description
static java.lang.String	PROPERTY_PROCESS_MESSAGE_EMAIL_MESSAGE_TEMPLATE The processing message email message template name.
static java.lang.String	PROPERTY_PROCESS_MESSAGE_EMAIL_SUBJECT_TEMPLATE The processing message email message template name.
static java.lang.String	PROPERTY_PROCESS_MESSAGE_EMAIL_TO The processing message email to.
static java.lang.String	PROPERTY_PROCESS_MESSAGE_SEND_EMAIL The processing message send email.
static java.lang.String	PROPERTY_PROCESS_MESSAGE_SUBMISSION The processing message submission.
static java.lang.String	PROPERTY_PROCESS_MESSAGE_SUBMISSION_STEP The processing message submission step.
static java.lang.String	PROPERTY_PROCESS_MESSAGE_TEXT The processing message text.

Constructor Summary

Constructors

Constructor and Description
JobActionUtils--()

Method Summary

All Methods [Static Methods](#) [Concrete Methods](#) [Deprecated Methods](#)

Modifier and Type	Method and Description
static void	addSubmissionProcessingStatus-com.avoka.fc.core.service.job.ActionContext-com.avoka.fc.core.service.job.impl.ActionStepProperties-com.avoka.fc.core.entity.Submission-(ActionContext (CollabJobs v5.0) actionContext, ActionStepProperties (CollabJobs v5.0) actionStepProperties, com.avoka.fc.core.entity.Submission submission) Add processing status message to the submission.
static java.util.Map<java.lang.String, java.lang.Object>	convertNumericPropertyValues-java.util.Map-(java.util.Map<java.lang.String, java.lang.String> inputMap) Return a Map with the numeric string property values converted to Integer, Long or Double.
static ActionResult (CollabJobs v5.0)	expireStepTasksAndActions-com.avoka.fc.core.entity.JobAction-java.lang.String-(com.avoka.fc.core.entity.JobAction expiryJobAction, java.lang.String expiryRouteName) Called from an Job Expiry service this will expire the tasks and actions for a job.

static java.util. List<com.avoka.fc. core.entity. Submission>	getCompletedSubmissionsForStep-com.avoka.fc.core.entity.JobStep- (com.avoka.fc.core.entity.JobStep step) Returns a List of completed submissions for the step, in id order, for the given job step or and empty List
static com.avoka. fc.core.entity. JobStep	getFirstStep-com.avoka.fc.core.entity.Job-java.lang.String- (com.avoka.fc.core.entity.Job job, java.lang.String stepName) Gets the earliest step instance for the specified step name working forwards from earliest to latest steps.
static java.util. Map<java.lang. String,java.lang. String>	getFormDataMap-com.avoka.fc.core.entity.Submission- (com.avoka.fc.core.entity.Submission submission) Returns the formDataMap for the current submission
static java.util. Map<java.lang. String,java.lang. String>	getFormDataMapPreviousStep-com.avoka.fc.core.entity.JobAction- (com.avoka.fc.core.entity.JobAction currentJobAction) Returns the formDataMap for the previous JobStep submission
static java.util. Set<java.lang. String>	getFormDataMapRefs-java.lang.String- (java.lang.String jsonString) Return the set of formDataMap references in the JSON string.
static com.avoka. fc.core.entity. Submission	getFormStartSubmission-com.avoka.fc.core.entity.JobAction- (com.avoka.fc.core.entity.JobAction currentJobAction) Gets the original submission that started the Job's form start action.
static com.avoka. fc.core.entity. UserAccount	getFormStartUser-com.avoka.fc.core.entity.JobAction- (com.avoka.fc.core.entity.JobAction currentJobAction) Returns the user that made the original submission.
static com.avoka. fc.core.entity. JobStep	getLastStep-com.avoka.fc.core.entity.Job-java.lang.String- (com.avoka.fc.core.entity.Job job, java.lang.String stepName) Gets the latest step instance for the specified step name working backwards from latest to earliest steps.
static com.avoka. fc.core.entity. Submission	getLastSubmission-com.avoka.fc.core.service.job.ActionContext-java.lang.String- (ActionContext (CollabJobs v5.0) actionContext, java.lang.String stepName) Gets the submission for the specified step name working backwards from latest to earliest steps.
static com.avoka. fc.core.entity. JobStep	getPreviousStep-com.avoka.fc.core.entity.Job- (com.avoka.fc.core.entity.Job job) Return the previous step relative to the job's current step, or null if current step is first step.
static com.avoka. fc.core.entity. Submission	getPreviousSubmission-com.avoka.fc.core.entity.JobAction- (com.avoka.fc.core.entity.JobAction currentJobAction) Gets the submission from the previous step action.
static com.avoka. fc.core.entity. Submission	getRedirectNextTask-com.avoka.fc.core.entity.Submission- (com.avoka.fc.core.entity.Submission submission) Get the next task to redirect the user to for an Application Bundle workflow.
static java.lang. String	getRouteName-com.avoka.fc.core.entity.Submission- (com.avoka.fc.core.entity.Submission submission) Returns the route name from the given submission.
static com.avoka. fc.core.entity. Submission	getStepSubmission-com.avoka.fc.core.entity.Job-java.lang.String- (com.avoka.fc.core.entity.Job job, java.lang.String stepName) Return the first submission for the given step name or null if not found.
static java.util. List<com.avoka.fc. core.entity. Submission>	getSubmissionsForLastStep-com.avoka.fc.core.entity.Job-java.lang.String- (com.avoka.fc.core.entity.Job job, java.lang.String stepName) Returns a List of submissions, in action order, for the latest job step and given step name or and empty List
static java.util. List<com.avoka.fc. core.entity. Submission>	getSubmissionsForStep-com.avoka.fc.core.entity.JobStep- (com.avoka.fc.core.entity.JobStep step) Returns a List of submissions, in action order, for the given job step or and empty List
static java.util. List<com.avoka.fc. core.entity. Submission>	getSubmissionsForStep-com.avoka.fc.core.entity.Job-java.lang.String- (com.avoka.fc.core.entity.Job job, java.lang.String stepName) Returns a List of submissions, in id order, for the job and given step name or and empty List
static java.lang. Integer	getThreadAssignRepeatIndex--() Return the thread local Task Assign Repeat Index value [1..n].
static java.lang. String	getThreadAssignRepeatItem--() Return the thread local Task Assign Repeat Item.
static boolean	isDynamicProperty-java.lang.String- (java.lang.String propertyValue) Return true if property value is dynamically resolved or false if a static literal property value.
static void	setThreadAssignRepeatIndex-java.lang.Integer- (java.lang.Integer index) Set the thread local Task Assign Repeat Index value [1..n].
static void	setThreadAssignRepeatItem-java.lang.String- (java.lang.String item) Set the thread local Task Assign Repeat Item.

static java.lang.String	toJobHistoryJsonString-com.avoka.fc.core.entity.Job- (com.avoka.fc.core.entity.Job job) Return the job JSON debug representation of this object for debugging purposes.
static java.lang.String	validatePropertyIsBoolean-com.avoka.fc.core.service.job.impl.ActionStepProperties-java.lang.String-(ActionStepProperties (CollabJobs v5.0) actionStepProperties, java.lang.String propertyName) Validate the given actionStepProperties ensuring the given propertyName value is a boolean value if defined
static java.lang.String	validatePropertyIsDate-com.avoka.fc.core.service.job.impl.ActionStepProperties-java.lang.String-(ActionStepProperties (CollabJobs v5.0) actionStepProperties, java.lang.String propertyName) Validate the given actionStepProperties ensuring the given propertyName value is a date value if defined
static java.lang.String	validatePropertyIsDouble-com.avoka.fc.core.service.job.impl.ActionStepProperties-java.lang.String-(ActionStepProperties (CollabJobs v5.0) actionStepProperties, java.lang.String propertyName) Deprecated.
static java.lang.String	validatePropertyIsEmail-com.avoka.fc.core.service.job.impl.ActionStepProperties-java.lang.String-(ActionStepProperties (CollabJobs v5.0) actionStepProperties, java.lang.String propertyName) Validate the given actionStepProperties ensuring the given propertyName value is a valid email if defined
static java.lang.String	validatePropertyIsForm-com.avoka.fc.core.service.job.impl.ActionStepProperties-java.lang.String-com.avoka.fc.core.entity.Client-java.lang.String-(ActionStepProperties (CollabJobs v5.0) actionStepProperties, java.lang.String formCodePropertyName, com.avoka.fc.core.entity.Client client, java.lang.String versionPropertyName) Validate the given actionStepProperties ensuring the given propertyName value is a valid form code if defined
static java.lang.String	validatePropertyIsFormCode-com.avoka.fc.core.service.job.impl.ActionStepProperties-java.lang.String-com.avoka.fc.core.entity.Client-(ActionStepProperties (CollabJobs v5.0) actionStepProperties, java.lang.String propertyName, com.avoka.fc.core.entity.Client client) Deprecated. use validatePropertyIsForm.
static java.lang.String	validatePropertyIsFormGroupNames-com.avoka.fc.core.service.job.impl.ActionStepProperties-java.lang.String-(ActionStepProperties (CollabJobs v5.0) actionStepProperties, java.lang.String propertyName) Validate the given actionStepProperties ensuring the given propertyName value is a set of valid form group names
static java.lang.String	validatePropertyIsGroup-com.avoka.fc.core.service.job.impl.ActionStepProperties-java.lang.String-(ActionStepProperties (CollabJobs v5.0) actionStepProperties, java.lang.String propertyName) Validate the given actionStepProperties ensuring the given propertyName value is a Group if defined
static java.lang.String	validatePropertyIsInteger-com.avoka.fc.core.service.job.impl.ActionStepProperties-java.lang.String-(ActionStepProperties (CollabJobs v5.0) actionStepProperties, java.lang.String propertyName) Validate the given actionStepProperties ensuring the given propertyName value is a Integer value if defined
static java.lang.String	validatePropertyIsPortal-com.avoka.fc.core.service.job.impl.ActionStepProperties-java.lang.String-com.avoka.fc.core.entity.Client-(ActionStepProperties (CollabJobs v5.0) actionStepProperties, java.lang.String propertyName, com.avoka.fc.core.entity.Client client) Validate the given actionStepProperties ensuring the given propertyName value is a Portal if defined
static java.lang.String	validatePropertyIsStep-com.avoka.fc.core.service.job.impl.ActionStepProperties-java.lang.String-(ActionStepProperties (CollabJobs v5.0) actionStepProperties, java.lang.String propertyName) Validate the given actionStepProperties ensuring the given propertyName value is a valid Step name if defined
static java.lang.String	validatePropertyIsUser-com.avoka.fc.core.service.job.impl.ActionStepProperties-java.lang.String-(ActionStepProperties (CollabJobs v5.0) actionStepProperties, java.lang.String propertyName) Validate the given actionStepProperties ensuring the given propertyName value is a User if defined
static java.lang.String	validatePropertyNotBlank-com.avoka.fc.core.service.job.impl.ActionStepProperties-java.lang.String-(ActionStepProperties (CollabJobs v5.0) actionStepProperties, java.lang.String propertyName) Validate the given actionStepProperties ensuring the given propertyName value is not blank.

Methods inherited from class java.lang.Object

equals, getClass, hashCode, notify, notifyAll, toString, wait, wait, wait

Field Detail

PROPERTY_PROCESS_MESSAGE_TEXT

```
public static final java.lang.String PROPERTY_PROCESS_MESSAGE_TEXT
```

The processing message text.

See Also:

- [Constants \(CollabJobs v5.0\)#com.avoka.fc.core.service.job.impl.JobActionUtils.PROPERTY_PROCESS_MESSAGE_TEXT](#)

PROPERTY_PROCESS_MESSAGE_SUBMISSION

```
public static final java.lang.String PROPERTY_PROCESS_MESSAGE_SUBMISSION
```

The processing message submission.

See Also:

- [Constants \(CollabJobs v5.0\)#com.avoka.fc.core.service.job.impl.JobActionUtils.PROPERTY_PROCESS_MESSAGE_SUBMISSION](#)
-

PROPERTY_PROCESS_MESSAGE_SUBMISSION_STEP

```
public static final java.lang.String PROPERTY_PROCESS_MESSAGE_SUBMISSION_STEP
```

The processing message submission step.

See Also:

- [Constants \(CollabJobs v5.0\)#com.avoka.fc.core.service.job.impl.JobActionUtils.PROPERTY_PROCESS_MESSAGE_SUBMISSION_STEP](#)
-

PROPERTY_PROCESS_MESSAGE_SEND_EMAIL

```
public static final java.lang.String PROPERTY_PROCESS_MESSAGE_SEND_EMAIL
```

The processing message send email.

See Also:

- [Constants \(CollabJobs v5.0\)#com.avoka.fc.core.service.job.impl.JobActionUtils.PROPERTY_PROCESS_MESSAGE_SEND_EMAIL](#)
-

PROPERTY_PROCESS_MESSAGE_EMAIL_TO

```
public static final java.lang.String PROPERTY_PROCESS_MESSAGE_EMAIL_TO
```

The processing message email to.

See Also:

- [Constants \(CollabJobs v5.0\)#com.avoka.fc.core.service.job.impl.JobActionUtils.PROPERTY_PROCESS_MESSAGE_EMAIL_TO](#)
-

PROPERTY_PROCESS_MESSAGE_EMAIL_SUBJECT_TEMPLATE

```
public static final java.lang.String PROPERTY_PROCESS_MESSAGE_EMAIL_SUBJECT_TEMPLATE
```

The processing message email message template name.

See Also:

- [Constants \(CollabJobs v5.0\)#com.avoka.fc.core.service.job.impl.JobActionUtils.PROPERTY_PROCESS_MESSAGE_EMAIL_SUBJECT_TEMPLATE](#)
-

PROPERTY_PROCESS_MESSAGE_EMAIL_MESSAGE_TEMPLATE

```
public static final java.lang.String PROPERTY_PROCESS_MESSAGE_EMAIL_MESSAGE_TEMPLATE
```

The processing message email message template name.

See Also:

- [Constants \(CollabJobs v5.0\)#com.avoka.fc.core.service.job.impl.JobActionUtils.PROPERTY_PROCESS_MESSAGE_EMAIL_MESSAGE_TEMPLATE](#)
-

Constructor Detail

JobActionUtils

```
public JobActionUtils()
```

Method Detail

getThreadAssignRepeatIndex

```
public static java.lang.Integer getThreadAssignRepeatIndex()
```

Return the thread local Task Assign Repeat Index value [1..n].

Returns:

- the thread local Task Assign Repeat Index value [1..n]

Since:

- 4.1.8
-

setThreadAssignRepeatIndex

```
public static void setThreadAssignRepeatIndex(java.lang.Integer index)
```

Set the thread local Task Assign Repeat Index value [1..n].

Parameters:

- `index` - set the thread local Task Assign Repeat Index value [1..n]

Since:

- 4.1.8
-

getThreadAssignRepeatItem

```
public static java.lang.String getThreadAssignRepeatItem()
```

Return the thread local Task Assign Repeat Item.

Returns:

- the thread local Task Assign Repeat Item

Since:

- 4.1.8
-

setThreadAssignRepeatItem

```
public static void setThreadAssignRepeatItem(java.lang.String item)
```

Set the thread local Task Assign Repeat Item.

Parameters:

- `item` - the thread local Task Assign Repeat Item

Since:

- 4.1.8
-

getFormStartSubmission

```
public static com.avoka.fc.core.entity.Submission getFormStartSubmission(com.avoka.fc.core.entity.JobAction currentJobAction)
```

Gets the original submission that started the Job's form start action.

Parameters:

- `currentJobAction` - the JobAction associated with the Job Action Service.

Returns:

- if found returns the original submission associated with the FormStart Action
-

getFormDataMapRefs

```
public static java.util.Set<java.lang.String> getFormDataMapRefs(java.lang.String jsonString)
```

Return the set of formDataMap references in the JSON string.

Parameters:

- `jsonString` - the JSON string to parse (required)

Returns:

- the set of formDataMap references in the JSON string

Since:

- 4.2.0

getPreviousSubmission

```
public static com.avoka.fc.core.entity.Submission getPreviousSubmission(com.avoka.fc.core.entity.JobAction currentJobAction)
```

Gets the submission from the previous step action.

Parameters:

- `currentJobAction` - the JobAction associated with the Job Action Service.

Returns:

- if found returns the previous step submission

getLastSubmission

```
public static com.avoka.fc.core.entity.Submission getLastSubmission(  
    ActionContext (CollabJobs v5.0) actionContext,   
    java.lang.String stepName)
```

Gets the submission for the specified step name working backwards from latest to earliest steps.

Parameters:

- `actionContext` - the ActionContext associated with the Job Action Service.
- `stepName` - the step name that you want to retrieve the submission from.

Returns:

- if found returns the submission for the specified step name working backwards from latest to earliest steps

getRedirectNextTask

```
public static com.avoka.fc.core.entity.Submission getRedirectNextTask(com.avoka.fc.core.entity.Submission submission)
```

Get the next task to redirect the user to for an Application Bundle workflow.

Parameters:

- `submission` - the current submission being processed (required)

Returns:

- the next task to redirect the user to, or null if not defined

Since:

- 4.3.0

getLastStep

```
public static com.avoka.fc.core.entity.JobStep getLastStep(com.avoka.fc.core.entity.Job job,   
    java.lang.String stepName)
```

Gets the latest step instance for the specified step name working backwards from latest to earliest steps.

Parameters:

- `job` - the job containing the step
- `stepName` - the step name that you want to retrieve the step for.

Returns:

- if found returns the latest step instance with that stepName

Since:

- 4.2.0

getFirstStep

```
public static com.avoka.fc.core.entity.JobStep getFirstStep(com.avoka.fc.core.entity.Job job,   
    java.lang.String stepName)
```

Gets the earliest step instance for the specified step name working forwards from earliest to latest steps.

Parameters:

- `job` - the job containing the step instance
- `stepName` - the step name that you want to retrieve the step instance

Returns:

- if found returns the first step instance with that `stepName`

Since:

- 4.2.0
-

getPreviousStep

```
public static com.avoka.fc.core.entity.JobStep getPreviousStep(com.avoka.fc.core.entity.Job job)
```

Return the previous step relative to the job's current step, or null if current step is first step.

Parameters:

- `job` - the job to get the previous step from

Returns:

- the previous step, or null if the current step is the first step in a job

Since:

- 4.3.0
-

getStepSubmission

```
public static com.avoka.fc.core.entity.Submission getStepSubmission(com.avoka.fc.core.entity.Job job,
                                                                    java.lang.String stepName)
```

Return the first submission for the given step name or null if not found.

Parameters:

- `job` - the job (required)
- `stepName` - the job step name (required)

Returns:

- the first submission for the given step name or null if not found
-

getSubmissionsForStep

```
public static java.util.List<com.avoka.fc.core.entity.Submission> getSubmissionsForStep(com.avoka.fc.core.entity.
Job job,
                                                                    java.lang.String stepName)
```

Returns a List of submissions, in id order, for the job and given step name or and empty List

Parameters:

- `job` - the job (required)
- `stepName` - the job step name (required)

Returns:

- a List of submissions in id order for the given step name otherwise and empty List

Since:

- 4.1.0
-

getSubmissionsForLastStep

```
public static java.util.List<com.avoka.fc.core.entity.Submission> getSubmissionsForLastStep(com.avoka.fc.core.
entity.Job job,
                                                                    java.lang.String
stepName)
```

Returns a List of submissions, in action order, for the latest job step and given step name or and empty List

Parameters:

- `job` - the job (required)

- `stepName` - the job step name (required)

Returns:

- a List of submissions in id order for the given step name otherwise and empty List

Since:

- 4.1.0
-

getSubmissionsForStep

```
public static java.util.List<com.avoka.fc.core.entity.Submission> getSubmissionsForStep(com.avoka.fc.core.entity.JobStep step)
```

Returns a List of submissions, in action order, for the given job step or and empty List

Parameters:

- `step` - the JobStep that holds the submissions (required)

Returns:

- a List of submissions in id order for the given step name otherwise and empty List

Since:

- 4.1.10
-

getCompletedSubmissionsForStep

```
public static java.util.List<com.avoka.fc.core.entity.Submission> getCompletedSubmissionsForStep(com.avoka.fc.core.entity.JobStep step)
```

Returns a List of completed submissions for the step, in id order, for the given job step or and empty List

Parameters:

- `step` - the JobStep that holds the submissions (required)

Returns:

- a List of completed submissions for the step, in id order, for the given job step or and empty List

Since:

- 4.3.0
-

getFormStartUser

```
public static com.avoka.fc.core.entity.UserAccount getFormStartUser(com.avoka.fc.core.entity.JobAction currentJobAction)
```

Returns the user that made the original submission. This is associated with the Job's Form Start Action

Parameters:

- `currentJobAction` - the JobAction associated with the Job Action Service.

Returns:

- if found returns the user associated with the original submission otherwise null
-

addSubmissionProcessingStatus

```
public static void addSubmissionProcessingStatus(  
  
    ActionContext (CollabJobs v5.0) actionContext,  
  
    ActionStepProperties (CollabJobs v5.0) actionStepProperties,  
    com.avoka.fc.core.entity.Submission submission)
```

Add processing status message to the submission.

Parameters:

- `actionContext` - the actionContext for the JobAction (required)
- `actionStepProperties` - the ActionStepProperties for a particular JobAction instance (required)
- `submission` - the submission to provide a processing status message to (optional)

getFormDatumPreviousStep

```
public static java.util.Map<java.lang.String, java.lang.String> getFormDatumPreviousStep(com.avoka.fc.core.entity.JobAction currentJobAction)
```

Returns the formDatum for the previous JobStep submission

Parameters:

- `currentJobAction` - the current JobAction

Returns:

- the formDatum Map<String, String> for the submission on a previous step
-

getFormDatum

```
public static java.util.Map<java.lang.String, java.lang.String> getFormDatum(com.avoka.fc.core.entity.Submission submission)
```

Returns the formDatum for the current submission

Parameters:

- `submission` - the Submission that you want the formDatum from

Returns:

- the formDatum Map<String, String> associated to the the
-

validatePropertyNotBlank

```
public static java.lang.String validatePropertyNotBlank(  
  
    ActionStepProperties (CollabJobs v5.0) actionStepProperties,  
    java.lang.String propertyName)
```

Validate the given actionStepProperties ensuring the given propertyName value is not blank.

Parameters:

- `actionStepProperties` - the action step properties to validate
- `propertyName` - the property name to test

Returns:

- the validation error message if the specified property is blank, or null otherwise
-

validatePropertyIsDate

```
public static java.lang.String validatePropertyIsDate(  
  
    ActionStepProperties (CollabJobs v5.0) actionStepProperties,  
    java.lang.String propertyName)
```

Validate the given actionStepProperties ensuring the given propertyName value is a date value if defined

Parameters:

- `actionStepProperties` - the action step properties to validate
- `propertyName` - the property name to test

Returns:

- the validation error message if the specified property is date value if defined, or null otherwise
-

validatePropertyIsDouble

```
public static java.lang.String validatePropertyIsDouble(  
  
    ActionStepProperties (CollabJobs v5.0) actionStepProperties,  
    java.lang.String propertyName)
```

Deprecated.

Validate the given actionStepProperties ensuring the given propertyName value is a Integer value if defined

Parameters:

- `actionStepProperties` - the action step properties to validate
- `propertyName` - the property name to test

Returns:

- the validation error message if the specified property is a Integer value if defined, or null otherwise
-

validatePropertyIsInteger

```
public static java.lang.String validatePropertyIsInteger(  
  
    ActionStepProperties \(CollabJobs v5.0\) actionStepProperties,  
    java.lang.String propertyName)
```

Validate the given `actionStepProperties` ensuring the given `propertyName` value is a Integer value if defined

Parameters:

- `actionStepProperties` - the action step properties to validate
- `propertyName` - the property name to test

Returns:

- the validation error message if the specified property is a Integer value if defined, or null otherwise
-

validatePropertyIsBoolean

```
public static java.lang.String validatePropertyIsBoolean(  
  
    ActionStepProperties \(CollabJobs v5.0\) actionStepProperties,  
    java.lang.String propertyName)
```

Validate the given `actionStepProperties` ensuring the given `propertyName` value is a boolean value if defined

Parameters:

- `actionStepProperties` - the action step properties to validate
- `propertyName` - the property name to test

Returns:

- the validation error message if the specified property is a boolean value if defined, or null otherwise
-

validatePropertyIsStep

```
public static java.lang.String validatePropertyIsStep(  
  
    ActionStepProperties \(CollabJobs v5.0\) actionStepProperties,  
    java.lang.String propertyName)
```

Validate the given `actionStepProperties` ensuring the given `propertyName` value is a valid Step name if defined

Parameters:

- `actionStepProperties` - the action step properties to validate
- `propertyName` - the property name to test

Returns:

- the validation error message if the specified property is a valid Step name if defined, or null otherwise
-

validatePropertyIsEmail

```
public static java.lang.String validatePropertyIsEmail(  
  
    ActionStepProperties \(CollabJobs v5.0\) actionStepProperties,  
    java.lang.String propertyName)
```

Validate the given `actionStepProperties` ensuring the given `propertyName` value is a valid email if defined

Parameters:

- `actionStepProperties` - the action step properties to validate
- `propertyName` - the property name to test

Returns:

- the validation error message if the specified property is a valid email if defined, or null otherwise
-

validatePropertyIsFormCode

```
public static java.lang.String validatePropertyIsFormCode(  
  
    ActionStepProperties \(CollabJobs v5.0\) actionStepProperties,  
    java.lang.String propertyName,  
    com.avoka.fc.core.entity.Client client)
```

Deprecated. use validatePropertyIsForm.

Validate the given actionStepProperties ensuring the given propertyName value is a valid form code if defined

Parameters:

- actionStepProperties - the action step properties to validate
- propertyName - the property name
- client - the client organization

Returns:

- the validation error message if the specified property is a valid Step name if defined, or null otherwise
-

validatePropertyIsForm

```
public static java.lang.String validatePropertyIsForm(  
  
    ActionStepProperties \(CollabJobs v5.0\) actionStepProperties,  
    java.lang.String formCodePropertyName,  
    com.avoka.fc.core.entity.Client client,  
    java.lang.String versionPropertyName)
```

Validate the given actionStepProperties ensuring the given propertyName value is a valid form code if defined

Parameters:

- actionStepProperties - the action step properties to validate
- formCodePropertyName - the property name for the form code to test
- client - the client organization
- versionPropertyName - the property name for the form version to test

Returns:

- the validation error message if the specified property is a valid Step name if defined, or null otherwise

Since:

- 5.1.0
-

validatePropertyIsPortal

```
public static java.lang.String validatePropertyIsPortal(  
  
    ActionStepProperties \(CollabJobs v5.0\) actionStepProperties,  
    java.lang.String propertyName,  
    com.avoka.fc.core.entity.Client client)
```

Validate the given actionStepProperties ensuring the given propertyName value is a Portal if defined

Parameters:

- actionStepProperties - the action step properties to validate
- propertyName - the property name to test
- client - the client organization

Returns:

- the validation error message if the specified property is a Portal if defined, or null otherwise
-

validatePropertyIsGroup

```
public static java.lang.String validatePropertyIsGroup(  
  
    ActionStepProperties \(CollabJobs v5.0\) actionStepProperties,  
    java.lang.String propertyName)
```

Validate the given actionStepProperties ensuring the given propertyName value is a Group if defined

Parameters:

- `actionStepProperties` - the action step properties to validate
- `propertyName` - the property name to test

Returns:

- the validation error message if the specified property is a Group if defined, or null otherwise
-

validatePropertyIsFormGroupNames

```
public static java.lang.String validatePropertyIsFormGroupNames(  
  
    ActionStepProperties \(CollabJobs v5.0\) actionStepProperties,  
    java.lang.String propertyName)
```

Validate the given `actionStepProperties` ensuring the given `propertyName` value is a set of valid form group names

Parameters:

- `actionStepProperties` - the action step properties to validate
- `propertyName` - the property name to test

Returns:

- the validation error message if the specified property is set of valid form group names if defined, or null otherwise

Since:

- 4.1.0
-

validatePropertyIsUser

```
public static java.lang.String validatePropertyIsUser(  
  
    ActionStepProperties \(CollabJobs v5.0\) actionStepProperties,  
    java.lang.String propertyName)
```

Validate the given `actionStepProperties` ensuring the given `propertyName` value is a User if defined

Parameters:

- `actionStepProperties` - the action step properties to validate
- `propertyName` - the property name to test

Returns:

- the validation error message if the specified property is a User if defined, or null otherwise
-

convertNumericPropertyValues

```
public static java.util.Map<java.lang.String, java.lang.Object> convertNumericPropertyValues(  
    java.util.Map<java.lang.String, java.lang.String> inputMap)
```

Return a Map with the numeric string property values converted to Integer, Long or Double.

Parameters:

- `inputMap` - the property name value map

Returns:

- a Map<String, Object> with property values converted to Integer, Long or Double
-

isDynamicProperty

```
public static boolean isDynamicProperty(java.lang.String propertyValue)
```

Return true if property value is dynamically resolved or false if a static literal property value.

Parameters:

- `propertyValue` - the property value to test (required)

Returns:

- true if property value is dynamically resolved or false if a static literal property value

Since:

- 4.1.0

expireStepTasksAndActions

public static

```
ActionResult (CollabJobs v5.0) expireStepTasksAndActions(com.avoka.fc.core.entity.JobAction expiryJobAction,  
java.lang.String expiryRouteName)
```

Called from an Job Expiry service this will expire the tasks and actions for a job.

Parameters:

- `expiryJobAction` - the expiry service JobAction
- `expiryRouteName` - the route name that is returned in the ActionResult

Returns:

- ActionResult with the route name set as the expiryRouteName

Since:

- 4.3.2

getRouteName

```
public static java.lang.String getRouteName(com.avoka.fc.core.entity.Submission submission)
```

Returns the route name from the given submission. If blank then attempt to lookup in //SystemProfile/Job/RouteName.

Parameters:

- `submission` - the submission associated with a Job / JobAction. The submission needs to be associated with a job and the submission. `getFormStatus()` cannot be null.

Returns:

- the route name from the given submission

Since:

- 4.3.4

toJobHistoryJsonString

```
public static java.lang.String toJobHistoryJsonString(com.avoka.fc.core.entity.Job job)
```

Return the job JSON debug representation of this object for debugging purposes.

Parameters:

- `job` - the job to print out

Returns:

- the job JSON debug representation of this object for debugging purposes

Since:

- 5.1.0

JobActionWaitService (CollabJobs v5.0)

Package:

- [com.avoka.fc.core.service.job.impl \(CollabJobs v5.0\)](#)

Class JobActionWaitService

- [java.lang.Object](#)
- [com.avoka.fc.core.service.BaseService](#)
- [com.avoka.fc.core.service.CayenneService](#)
- [AbstractJobActionService \(CollabJobs v5.0\)](#)
- [com.avoka.fc.core.service.job.impl.JobActionWaitService](#)

All Implemented Interfaces:

- [com.avoka.fc.core.service.IServiceDefinitionAware](#), [IJobActionService \(CollabJobs v5.0\)](#)

```
public class JobActionWaitService
extends
```

```
AbstractJobActionService \(CollabJobs v5.0\)
```

Provides a 'Job Action Wait' Action Service.
This action service will wait until all the steps previous "Invoked" actions have been completed.

Since:

- 4.0.0

Constructor Summary

Constructors

Constructor and Description
JobActionWaitService--()

Method Summary

All Methods [Instance Methods](#) [Concrete Methods](#)

Modifier and Type	Method and Description
ActionResult (CollabJobs v5.0)	execute-com.avoka.fc.core.service.job.ActionContext-(ActionContext (CollabJobs v5.0) actionContext) Execute the action and return the result.

Methods inherited from class [com.avoka.fc.core.service.job.impl. AbstractJobActionService \(CollabJobs v5.0\)](#)

```
AbstractJobActionService \(CollabJobs v5.0\)#getMaxErrorRetryAttempts--, AbstractJobActionService \(CollabJobs v5.0\)#getRetryDelayMins--, AbstractJobActionService \(CollabJobs v5.0\)#getServiceDefinition--, AbstractJobActionService \(CollabJobs v5.0\)#setMaxErrorRetryAttempts-java.lang.Integer-, AbstractJobActionService \(CollabJobs v5.0\)#setRetryDelayMins-java.lang.Integer-, AbstractJobActionService \(CollabJobs v5.0\)#setServiceDefinition-com.avoka.fc.core.entity.ServiceDefinition-, AbstractJobActionService \(CollabJobs v5.0\)#validateProperties-com.avoka.fc.core.service.job.impl.ActionStepProperties-com.avoka.fc.core.entity.Client-
```

Methods inherited from class [com.avoka.fc.core.service.CayenneService](#)

```
commitChanges, rollbackChanges
```

Methods inherited from class [java.lang.Object](#)

```
equals, getClass, hashCode, notify, notifyAll, toString, wait, wait, wait
```

Constructor Detail

JobActionWaitService

```
public JobActionWaitService()
```

Method Detail

execute

public

```
ActionResult (CollabJobs v5.0) execute(  
  
    ActionContext (CollabJobs v5.0) actionContext)
```

Description copied from interface: [IJobActionService \(CollabJobs v5.0\)#execute-com.avoka.fc.core.service.job.ActionContext-](#)

Execute the action and return the result.

Parameters:

- `actionContext` - the job action execution context (required)

Returns:

- the action result

See Also:

- [IJobActionService.execute\(ActionContext\)](#)

JobControllerService (CollabJobs v5.0)

Package:

- [com.avoka.fc.core.service.job.impl](#) (CollabJobs v5.0)

Class JobControllerService

- [java.lang.Object](#)
- [com.avoka.fc.core.service.BaseService](#)
- [com.avoka.fc.core.service.CayenneService](#)
- [com.avoka.fc.core.service.job.impl.JobControllerService](#)

All Implemented Interfaces:

- [com.avoka.fc.core.service.IServiceDefinitionAware](#), [IJobController](#) (CollabJobs v5.0)

```
public class JobControllerService
extends com.avoka.fc.core.service.CayenneService
implements
```

```
IJobController (CollabJobs v5.0), com.avoka.fc.core.service.IServiceDefinitionAware
```

Provides a Collaboration Job Controller service.

Since:

- 4.0.0

Constructor Summary

Constructors

Constructor and Description
JobControllerService--()

Method Summary

All Methods [Instance Methods](#) [Concrete Methods](#)

Modifier and Type	Method and Description
boolean	cancelJob-com.avoka.fc.core.entity.Job- (com.avoka.fc.core.entity.Job job) Cancel the job, abandon any Assigned or Saved Tasks and make submission data ready for purging.
boolean	cancelledTaskSubmission-com.avoka.fc.core.entity.Submission- (com.avoka.fc.core.entity.Submission submission) Provides a callback to tell the Job controller that the given task submission has been cancelled.
boolean	completedJobAsyncAction-java.lang.String- (java.lang.String jobActionKey) Provides a callback to tell the Job controller that the specified asynchronous action ('Job Async Action') has been completed.
boolean	completedSubmissionDelivery-com.avoka.fc.core.entity.Submission- (com.avoka.fc.core.entity.Submission submission) Provides a callback to tell the Job controller that the specified submission delivery has been completed.
boolean	completedTaskSubmission-com.avoka.fc.core.entity.Submission- (com.avoka.fc.core.entity.Submission submission) Provides a callback to tell the Job controller that the given task submission has been completed.
com.avoka.fc.core.entity.Job	createJobWithClient-com.avoka.fc.core.entity.Client- (com.avoka.fc.core.entity.Client client) Create a job with the client, initializing the first step and action and put in 'Ready' state.
com.avoka.fc.core.entity.Job	createJobWithSubmission-com.avoka.fc.core.entity.Submission- (com.avoka.fc.core.entity.Submission submission) Create a job with the submission, initializing the first step and action, and using the given submission and put step action in 'Ready' state.
java.lang.Integer	getActionRetryDelayMins--()
java.lang.String	getJobDefinition--() Return the Job definition configuration (JSON format).

com.avoka.fc.core.entity.ServiceDefinition	getServiceDefinition--() Return the service definition.
boolean	isJobControllerEnabled--() Return true if the job controller service is enabled and should be processed by the scheduled job.
boolean	isLogJobHistory--() Set the log job history.
boolean	pausedJob-com.avoka.fc.core.entity.Job-(com.avoka.fc.core.entity.Job job) Pause the job from performing any further processing.
void	processJob-com.avoka.fc.core.entity.Job-(com.avoka.fc.core.entity.Job job) Process the job when a job action is in a 'Ready' state.
void	processJob-com.avoka.fc.core.entity.Job-boolean-(com.avoka.fc.core.entity.Job job, boolean logHistory) Process the job when a job action is in a 'Ready' state.
boolean	resumeJob-com.avoka.fc.core.entity.Job-(com.avoka.fc.core.entity.Job job) Resume the job to perform further processing.
void	setActionRetryDelayMins-java.lang.Integer-(java.lang.Integer delayMins) Set the default action service retry delay minutes.
void	setJobControllerEnabled-boolean-(boolean enabled) Specify whether the Job Controller service is enabled.
void	setJobDefinition-java.lang.String-(java.lang.String jobDefinition) Set the Job definition configuration (JSON format).
void	setLogJobHistory-boolean-(boolean logJobHistory) Return the log job history
void	setServiceDefinition-com.avoka.fc.core.entity.ServiceDefinition-(com.avoka.fc.core.entity.ServiceDefinition serviceDefinition) Set the service definition.
java.lang.String	toString--() Return the string representation of this object.

Methods inherited from class com.avoka.fc.core.service.CayenneService

commitChanges, rollbackChanges

Methods inherited from class java.lang.Object

equals, getClass, hashCode, notify, notifyAll, wait, wait, wait

Constructor Detail

JobControllerService

```
public JobControllerService()
```

Method Detail

getJobDefinition

```
public java.lang.String getJobDefinition()
```

Return the Job definition configuration (JSON format).

Returns:

- Job definition configuration (JSON format)

setJobDefinition

```
public void setJobDefinition(java.lang.String jobDefinition)
```

Set the Job definition configuration (JSON format).

Parameters:

- jobDefinition - the Job definition configuration (JSON format).

setJobControllerEnabled

```
public void setJobControllerEnabled(boolean enabled)
```

Specify whether the Job Controller service is enabled.

Parameters:

- `enabled` - specify whether the Job Controller service is enabled
-

getServiceDefinition

```
public com.avoka.fc.core.entity.ServiceDefinition getServiceDefinition()
```

Return the service definition.

Specified by:

- `getServiceDefinition` in interface `com.avoka.fc.core.service.IServiceDefinitionAware`

Returns:

- the service definition

See Also:

- `IServiceDefinitionAware.getServiceDefinition()`
-

setServiceDefinition

```
public void setServiceDefinition(com.avoka.fc.core.entity.ServiceDefinition serviceDefinition)
```

Set the service definition.

Specified by:

- `setServiceDefinition` in interface `com.avoka.fc.core.service.IServiceDefinitionAware`

Parameters:

- `serviceDefinition` - the service definition

See Also:

- `IServiceDefinitionAware.setServiceDefinition(ServiceDefinition)`
-

setActionRetryDelayMins

```
public void setActionRetryDelayMins(java.lang.Integer delayMins)
```

Set the default action service retry delay minutes.

Parameters:

- `delayMins` - the default action service retry delay minutes
-

getActionRetryDelayMins

```
public java.lang.Integer getActionRetryDelayMins()
```

Returns:

- the Mins the default action service retry delay minutes
-

isLogJobHistory

```
public boolean isLogJobHistory()
```

Set the log job history.

Returns:

- the `logJobHistory`

Since:

- 5.1.0

setLogJobHistory

```
public void setLogJobHistory(boolean logJobHistory)
```

Return the log job history

Parameters:

- `logJobHistory` - the logJobHistory to set

Since:

- 5.1.0
-

createJobWithClient

```
public com.avoka.fc.core.entity.Job createJobWithClient(com.avoka.fc.core.entity.Client client)
```

Description copied from interface: [IJobController \(CollabJobs v5.0\)#createJobWithClient-com.avoka.fc.core.entity.Client-](#)

Create a job with the client, initializing the first step and action and put in 'Ready' state.
If the controller is configured to process the job immediately after creation, this method will also process the job before it is returned.

Specified by:

- [IJobController \(CollabJobs v5.0\)#createJobWithClient-com.avoka.fc.core.entity.Client-](#) in interface [IJobController \(CollabJobs v5.0\)](#)

Parameters:

- `client` - the client organization which owns the job (required)

Returns:

- a new job instance

See Also:

- [IJobController.createJobWithClient\(Client\)](#)
-

createJobWithSubmission

```
public com.avoka.fc.core.entity.Job createJobWithSubmission(com.avoka.fc.core.entity.Submission submission)
```

Description copied from interface: [IJobController \(CollabJobs v5.0\)#createJobWithSubmission-com.avoka.fc.core.entity.Submission-](#)

Create a job with the submission, initializing the first step and action, and using the given submission and put step action in 'Ready' state.
If the controller is configured to process the job immediately after creation, this method will also process the job before it is returned. This can be useful to create an Task assigned to the user who created the job with the initial submission.

Specified by:

- [IJobController \(CollabJobs v5.0\)#createJobWithSubmission-com.avoka.fc.core.entity.Submission-](#) in interface [IJobController \(CollabJobs v5.0\)](#)

Parameters:

- `submission` - the initial job submission (required)

Returns:

- a new job instance

See Also:

- [IJobController.createJobWithSubmission\(Submission\)](#)
-

processJob

```
public void processJob(com.avoka.fc.core.entity.Job job)
```

Description copied from interface: [IJobController \(CollabJobs v5.0\)#processJob-com.avoka.fc.core.entity.Job-](#)

Process the job when a job action is in a 'Ready' state.

Specified by:

- [IJobController \(CollabJobs v5.0\)#processJob-com.avoka.fc.core.entity.Job-](#) in interface [IJobController \(CollabJobs v5.0\)](#)

Parameters:

- `job` - the Job instance to process

See Also:

- [IJobController.processJob\(Job\)](#)
-

processJob

```
public void processJob(com.avoka.fc.core.entity.Job job,
                      boolean logHistory)
```

Process the job when a job action is in a 'Ready' state.

Parameters:

- `job` - the Job instance to process
- `logHistory` - log the job execution history

Since:

- 5.1.0
-

completedTaskSubmission

```
public boolean completedTaskSubmission(com.avoka.fc.core.entity.Submission submission)
```

Description copied from interface: [IJobController \(CollabJobs v5.0\)#completedTaskSubmission-com.avoka.fc.core.entity.Submission-](#)

Provides a callback to tell the Job controller that the given task submission has been completed. The job controller should progress the associated task assign action status to 'Completed' and the next task wait action status to 'Ready'.

Specified by:

- [IJobController \(CollabJobs v5.0\)#completedTaskSubmission-com.avoka.fc.core.entity.Submission-](#) in interface [IJobController \(CollabJobs v5.0\)](#)

Parameters:

- `submission` - the completed task submission (required)

Returns:

- true if the submission task was found and associated "Task Assigned" was set to "Completed" or false otherwise

See Also:

- [IJobController.completedTaskSubmission\(Submission\)](#)
-

cancelledTaskSubmission

```
public boolean cancelledTaskSubmission(com.avoka.fc.core.entity.Submission submission)
```

Description copied from interface: [IJobController \(CollabJobs v5.0\)#cancelledTaskSubmission-com.avoka.fc.core.entity.Submission-](#)

Provides a callback to tell the Job controller that the given task submission has been cancelled. The job controller should progress the associated task assign action status to 'Cancelled' and the next task wait action status to 'Ready'.

Specified by:

- [IJobController \(CollabJobs v5.0\)#cancelledTaskSubmission-com.avoka.fc.core.entity.Submission-](#) in interface [IJobController \(CollabJobs v5.0\)](#)

Parameters:

- `submission` - the cancelled task submission (required)

Returns:

- true if the submission task was found and associated "Task Assigned" was set to "Cancelled" or false otherwise

See Also:

- [IJobController.cancelledTaskSubmission\(Submission\)](#)
-

completedJobAsyncAction

```
public boolean completedJobAsyncAction(java.lang.String jobActionKey)
```

Description copied from interface: [IJobController \(CollabJobs v5.0\)#completedJobAsyncAction-java.lang.String-](#)

Provides a callback to tell the Job controller that the specified asynchronous action ('Job Async Action') has been completed. The job controller should progress the associated action status to 'Completed' and the next wait action status to 'Ready'.

Specified by:

- [IJobController \(CollabJobs v5.0\)#completedJobAsyncAction-java.lang.String-](#) in interface [IJobController \(CollabJobs v5.0\)](#)

Parameters:

- `jobActionKey` - the unique job key identifier (required)

Returns:

- true if the job async action was found and set to "Completed" or false otherwise

See Also:

- [IJobController.completedJobAsyncAction\(String\)](#)
-

completedSubmissionDelivery

```
public boolean completedSubmissionDelivery(com.avoka.fc.core.entity.Submission submission)
```

Description copied from interface: [IJobController \(CollabJobs v5.0\)#completedSubmissionDelivery-com.avoka.fc.core.entity.Submission-](#)

Provides a callback to tell the Job controller that the specified submission delivery has been completed. The job controller should progress the any associated delivery wait action status to 'Ready'.

Specified by:

- [IJobController \(CollabJobs v5.0\)#completedSubmissionDelivery-com.avoka.fc.core.entity.Submission-](#) in interface [IJobController \(CollabJobs v5.0\)](#)

Parameters:

- `submission` - the associated delivered submission (required)

Returns:

- true if the submission task was found and associated "Delivery Wait" was set to "Completed" or false otherwise

See Also:

- [IJobController.completedSubmissionDelivery\(Submission\)](#)
-

cancelJob

```
public boolean cancelJob(com.avoka.fc.core.entity.Job job)
```

Description copied from interface: [IJobController \(CollabJobs v5.0\)#cancelJob-com.avoka.fc.core.entity.Job-](#)

Cancel the job, abandon any Assigned or Saved Tasks and make submission data ready for purging.

Specified by:

- [IJobController \(CollabJobs v5.0\)#cancelJob-com.avoka.fc.core.entity.Job-](#) in interface [IJobController \(CollabJobs v5.0\)](#)

Parameters:

- `job` - the job instance to cancel (required)

Returns:

- true if the job was cancelled, or false if the job was already finished

See Also:

- [IJobController.cancelJob\(Job\)](#)
-

pausedJob

```
public boolean pausedJob(com.avoka.fc.core.entity.Job job)
```

Description copied from interface: [IJobController \(CollabJobs v5.0\)#pausedJob-com.avoka.fc.core.entity.Job-](#)

Pause the job from performing any further processing.

Specified by:

- [IJobController \(CollabJobs v5.0\)#pausedJob-com.avoka.fc.core.entity.Job-](#) in interface [IJobController \(CollabJobs v5.0\)](#)

Parameters:

- `job` - the job instance to pause (required)

Returns:

- true if the job was paused

See Also:

- [IJobController.pausedJob\(Job\)](#)
-

resumeJob

```
public boolean resumeJob(com.avoka.fc.core.entity.Job job)
```

Description copied from interface: [IJobController \(CollabJobs v5.0\)#resumeJob-com.avoka.fc.core.entity.Job-](#)

Resume the job to perform further processing.

Specified by:

- [IJobController \(CollabJobs v5.0\)#resumeJob-com.avoka.fc.core.entity.Job-](#) in interface [IJobController \(CollabJobs v5.0\)](#)

Parameters:

- `job` - the job instance to pause (required)

Returns:

- true if the job was resumed

See Also:

- [IJobController.resumeJob\(Job\)](#)
-

isJobControllerEnabled

```
public boolean isJobControllerEnabled()
```

Description copied from interface: [IJobController \(CollabJobs v5.0\)#isJobControllerEnabled--](#)

Return true if the job controller service is enabled and should be processed by the scheduled job. This property can be used to prevent a controllers jobs from being processed while some other maintenance action is being performed.

Specified by:

- [IJobController \(CollabJobs v5.0\)#isJobControllerEnabled--](#) in interface [IJobController \(CollabJobs v5.0\)](#)

Returns:

- true if the controller service is enabled

See Also:

- [IJobController.isJobControllerEnabled\(\)](#)
-

toString

```
public java.lang.String toString()
```

Return the string representation of this object.

Overrides:

- `toString` in class `java.lang.Object`

Returns:

- the string representation of this object

JobDeliveryService (CollabJobs v5.0)

Package:

- [com.avoka.fc.core.service.job.impl \(CollabJobs v5.0\)](#)

Class JobDeliveryService

- [java.lang.Object](#)
- [com.avoka.fc.core.service.BaseService](#)
- [com.avoka.fc.core.service.CayenneService](#)
- [AbstractJobActionService \(CollabJobs v5.0\)](#)
- [com.avoka.fc.core.service.job.impl.JobDeliveryService](#)

All Implemented Interfaces:

- [com.avoka.fc.core.service.IServiceDefinitionAware](#), [IJobActionService \(CollabJobs v5.0\)](#)

```
public class JobDeliveryService
extends
```

```
AbstractJobActionService \(CollabJobs v5.0\)
```

Provides a 'Job Delivery' Action Service.

Configuration

Below is a list of the Job Step Custom Properties and Service Definition Parameters which can be use to configure this action step.

Name	Description	Examples
Delivery Channel Name	Specify delivery channel to use to delivery the form submission data	{ "name": "Delivery Channel Name", "value": "Customer Email Delivery" }
Delivery Mode	Specify which Job submissions to deliver ['Last Submission' 'All Submissions']	{ "name": "Delivery Mode", "value": "Last Submission" }
Delivery Abandon Incomplete Forms	Specify whether to automatically abandon submission which are not completed ['true' 'false']	{ "name": "Delivery Abandon Incomplete Forms", "value": "true" }

Since:

- 4.0.0

Constructor Summary

Constructors

Constructor and Description
JobDeliveryService--()

Method Summary

All Methods [Instance Methods](#) [Concrete Methods](#)

Modifier and Type	Method and Description
ActionResult (CollabJobs v5.0)	execute-com.avoka.fc.core.service.job.ActionContext-(ActionContext (CollabJobs v5.0) actionContext) Execute the action and return the result.
java.lang.String	validateProperties-com.avoka.fc.core.service.job.impl.ActionStepProperties-com.avoka.fc.core.entity.Client-(ActionStepProperties (CollabJobs v5.0) actionStepProperties, com.avoka.fc.core.entity.Client client) Validate the action service using the given action step service properties, returning null if valid or an error string otherwise.

Methods inherited from class com.avoka.fc.core.service.job.impl. [AbstractJobActionService \(CollabJobs v5.0\)](#)

```
AbstractJobActionService \(CollabJobs v5.0\)#getMaxErrorRetryAttempts--, AbstractJobActionService \(CollabJobs v5.0\)#getRetryDelayMins--, AbstractJobActionService \(CollabJobs v5.0\)#getServiceDefinition--, AbstractJobActionService \(CollabJobs v5.0\)#setMaxErrorRetryAttempts-java.lang.Integer-, AbstractJobActionService \(CollabJobs v5.0\)#setRetryDelayMins-java.lang.Integer-, AbstractJobActionService \(CollabJobs v5.0\)#setServiceDefinition-com.avoka.fc.core.entity.ServiceDefinition-
```

Methods inherited from class `com.avoka.fc.core.service.CayenneService`

`commitChanges`, `rollbackChanges`

Methods inherited from class `java.lang.Object`

`equals`, `getClass`, `hashCode`, `notify`, `notifyAll`, `toString`, `wait`, `wait`, `wait`

Constructor Detail

JobDeliveryService

```
public JobDeliveryService()
```

Method Detail

execute

```
public
```

```
ActionResult (CollabJobs v5.0) execute(  
  
    ActionContext (CollabJobs v5.0) actionContext)
```

Description copied from interface: [IJobActionService \(CollabJobs v5.0\)#execute-com.avoka.fc.core.service.job.ActionContext-](#)

Execute the action and return the result.

Parameters:

- `actionContext` - the job action execution context (required)

Returns:

- the action result

See Also:

- [IJobActionService.execute\(ActionContext\)](#)
-

validateProperties

```
public java.lang.String validateProperties(  
  
    ActionStepProperties (CollabJobs v5.0) actionStepProperties,  
    com.avoka.fc.core.entity.Client client)
```

Validate the action service using the given action step service properties, returning null if valid or an error string otherwise.

Specified by:

- [IJobActionService \(CollabJobs v5.0\)#validateProperties-com.avoka.fc.core.service.job.impl.ActionStepProperties-com.avoka.fc.core.entity.Client-](#) in interface [IJobActionService \(CollabJobs v5.0\)](#)

Overrides:

- [AbstractJobActionService \(CollabJobs v5.0\)#validateProperties-com.avoka.fc.core.service.job.impl.ActionStepProperties-com.avoka.fc.core.entity.Client-](#) in class [AbstractJobActionService \(CollabJobs v5.0\)](#)

Parameters:

- `actionStepProperties` - the action step properties (required)
- `client` - the Job Controller client (optional)

Returns:

- null if the properties are valid or null otherwise

See Also:

- [IJobActionService.validateProperties\(ActionStepProperties, Client\)](#)

JobDeliveryWaitService (CollabJobs v5.0)

Package:

- [com.avoka.fc.core.service.job.impl \(CollabJobs v5.0\)](#)

Class JobDeliveryWaitService

- [java.lang.Object](#)
- [com.avoka.fc.core.service.BaseService](#)
- [com.avoka.fc.core.service.CayenneService](#)
- [AbstractJobActionService \(CollabJobs v5.0\)](#)
- [com.avoka.fc.core.service.job.impl.JobDeliveryWaitService](#)

All Implemented Interfaces:

- [com.avoka.fc.core.service.IServiceDefinitionAware](#), [IJobActionService \(CollabJobs v5.0\)](#)

```
public class JobDeliveryWaitService
extends
```

```
AbstractJobActionService \(CollabJobs v5.0\)
```

Provides a 'Job Delivery Wait' Action Service.
This action service will wait until all the jobs submissions have been delivered.

Since:

- 4.0.0

Constructor Summary

Constructors

Constructor and Description
JobDeliveryWaitService--()

Method Summary

All Methods [Instance Methods](#) [Concrete Methods](#)

Modifier and Type	Method and Description
ActionResult (CollabJobs v5.0)	execute-com.avoka.fc.core.service.job.ActionContext-(ActionContext (CollabJobs v5.0) actionContext) Execute the action and return the result.

Methods inherited from class com.avoka.fc.core.service.job.impl. [AbstractJobActionService \(CollabJobs v5.0\)](#)

[AbstractJobActionService \(CollabJobs v5.0\)#getMaxErrorRetryAttempts--](#), [AbstractJobActionService \(CollabJobs v5.0\)#getRetryDelayMins--](#), [AbstractJobActionService \(CollabJobs v5.0\)#getServiceDefinition--](#), [AbstractJobActionService \(CollabJobs v5.0\)#setMaxErrorRetryAttempts-java.lang.Integer-](#), [AbstractJobActionService \(CollabJobs v5.0\)#setRetryDelayMins-java.lang.Integer-](#), [AbstractJobActionService \(CollabJobs v5.0\)#setServiceDefinition-com.avoka.fc.core.entity.ServiceDefinition-](#), [AbstractJobActionService \(CollabJobs v5.0\)#validateProperties-com.avoka.fc.core.service.job.impl.ActionStepProperties-com.avoka.fc.core.entity.Client-](#)

Methods inherited from class com.avoka.fc.core.service.CayenneService

[commitChanges](#), [rollbackChanges](#)

Methods inherited from class java.lang.Object

[equals](#), [getClass](#), [hashCode](#), [notify](#), [notifyAll](#), [toString](#), [wait](#), [wait](#), [wait](#)

Constructor Detail

JobDeliveryWaitService

```
public JobDeliveryWaitService()
```

Method Detail

execute

public

```
ActionResult (CollabJobs v5.0) execute(  
  
    ActionContext (CollabJobs v5.0) actionContext)
```

Description copied from interface: [IJobActionService \(CollabJobs v5.0\)#execute-com.avoka.fc.core.service.job.ActionContext-](#)

Execute the action and return the result.

Parameters:

- `actionContext` - the job action execution context (required)

Returns:

- the action result

See Also:

- [IJobActionService.execute\(ActionContext\)](#)

JobFormStartService (CollabJobs v5.0)

Package:

- [com.avoka.fc.core.service.job.impl \(CollabJobs v5.0\)](#)

Class JobFormStartService

- java.lang.Object
- com.avoka.fc.core.service.BaseService
- com.avoka.fc.core.service.CayenneService
- [AbstractJobActionService \(CollabJobs v5.0\)](#)
- com.avoka.fc.core.service.job.impl.JobFormStartService

All Implemented Interfaces:

- com.avoka.fc.core.service.IServiceDefinitionAware, [IJobActionService \(CollabJobs v5.0\)](#)

```
public class JobFormStartService
extends
```

```
AbstractJobActionService \(CollabJobs v5.0\)
```

Provides a 'Job Form Start' Action Service.

This action service associates the initial form submission with the initial step. It can add a submission processing status messages to the initial Submission. These appear in the user's submission history.

It can also send a status update via email.

Configuration

Below is a list of the Job Action Properties which can be use to configure this step action.

Name	Description	Examples
Process Message Text	The submission processing status message text. As this is the form start the submission message will go against its associated submission.	{ "name": "Process Message Text", "value": "\${formDataMap.name} your application has been approved" }
Process Message Send Email	Specify whether to send an processing message email.	{ "name": "Process Message Send Email", "value": "true" }
Process Message Email To	Specify whether to send an processing message email. If not specified then the submissions contact email address will be used.	{ "name": "Process Message Email To", "value": "\${formDataMap.email}" }
Process Message Email Subject Template	Specify an alternative email subject template to the default Form and Organization email template: 'Email Submission Status Subject'	{ "name": "Process Message Email Subject Template", "value": "Welcome Email Subject" }
Process Message Email Message Template	Specify an alternative email subject template to the default Form and Organization property email template: 'Email Submission Status Message'	{ "name": "Process Message Email Message Template", "value": "Welcome Email Message" }
Conditional Route Name	This provides an alternate route name to that provided by the form. This may be based upon a dynamic value such as a velocity template or a property function. If a non blank value is returned then this will be used in place of the forms route name. @since 17.10	{ "name": "Conditional Route Name", "value": "#if (\$formDataMap.routeName == 'Approve' && \$formDataMap.loanAmount >= 20000) Exceeds Threshold #end" } { "name": "Conditional Route Name", "value": "\$func.invoke('Job Form Start Routing', 'RouteName:\${formDataMap.routeName} LoanAmount:\${formDataMap.loanAmount}')" }

Since:

- 4.0.0

Constructor Summary

Constructors

Constructor and Description

[JobFormStartService--\(\)](#)

Method Summary

All Methods [Instance Methods](#) [Concrete Methods](#)

Modifier and Type	Method and Description
ActionResult (CollabJobs v5.0)	execute-com.avoka.fc.core.service.job.ActionContext- (ActionContext (CollabJobs v5.0) actionContext) Execute the action and return the result.
java.lang.String	validateProperties-com.avoka.fc.core.service.job.impl.ActionStepProperties-com.avoka.fc.core.entity.Client- (ActionStepProperties (CollabJobs v5.0) actionStepProperties , com.avoka.fc.core.entity.Client client) Validate the action service using the given action step service properties, returning null if valid or an error string otherwise.

Methods inherited from class [com.avoka.fc.core.service.job.impl.AbstractJobActionService](#) ([CollabJobs v5.0](#))

[AbstractJobActionService](#) ([CollabJobs v5.0](#))#[getMaxErrorRetryAttempts--](#), [AbstractJobActionService](#) ([CollabJobs v5.0](#))#[getRetryDelayMins--](#), [AbstractJobActionService](#) ([CollabJobs v5.0](#))#[getServiceDefinition--](#), [AbstractJobActionService](#) ([CollabJobs v5.0](#))#[setMaxErrorRetryAttempts-java.lang.Integer-](#), [AbstractJobActionService](#) ([CollabJobs v5.0](#))#[setRetryDelayMins-java.lang.Integer-](#), [AbstractJobActionService](#) ([CollabJobs v5.0](#))#[setServiceDefinition-com.avoka.fc.core.entity.ServiceDefinition-](#)

Methods inherited from class [com.avoka.fc.core.service.CayenneService](#)

[commitChanges](#), [rollbackChanges](#)

Methods inherited from class [java.lang.Object](#)

[equals](#), [getClass](#), [hashCode](#), [notify](#), [notifyAll](#), [toString](#), [wait](#), [wait](#), [wait](#)

Constructor Detail

[JobFormStartService](#)

```
public JobFormStartService()
```

Method Detail

[execute](#)

```
public
```

```
ActionResult (CollabJobs v5.0) execute(  
  
ActionContext (CollabJobs v5.0) actionContext)
```

Description copied from interface: [IJobActionService](#) ([CollabJobs v5.0](#))#[execute-com.avoka.fc.core.service.job.ActionContext-](#)

Execute the action and return the result.

Parameters:

- [actionContext](#) - the job action execution context (required)

Returns:

- the action result

See Also:

- [IJobActionService.execute\(ActionContext\)](#)

[validateProperties](#)

```
public java.lang.String validateProperties(
```

```
ActionStepProperties (CollabJobs v5.0) actionStepProperties,  
com.avoka.fc.core.entity.Client client)
```

Validate the action service using the given action step service properties, returning null if valid or an error string otherwise.

Specified by:

- `IJobActionService (CollabJobs v5.0)#validateProperties-com.avoka.fc.core.service.job.impl.ActionStepProperties-com.avoka.fc.core.entity.Client-` in interface `IJobActionService (CollabJobs v5.0)`

Overrides:

- `AbstractJobActionService (CollabJobs v5.0)#validateProperties-com.avoka.fc.core.service.job.impl.ActionStepProperties-com.avoka.fc.core.entity.Client-` in class `AbstractJobActionService (CollabJobs v5.0)`

Parameters:

- `actionStepProperties` - the action step properties (required)
- `client` - the Job Controller client (optional)

Returns:

- null if the properties are valid or null otherwise

See Also:

- `IJobActionService.validateProperties(ActionStepProperties, Client)`

JobFunctions (CollabJobs v5.0)

Package:

- [com.avoka.fc.core.service.job.impl \(CollabJobs v5.0\)](#)

Class JobFunctions

- `java.lang.Object`
- `com.avoka.fc.core.service.job.impl.JobFunctions`

```
public class JobFunctions
extends java.lang.Object
```

Provides Job Definition functions which can be called during the evaluation of a job definition.

Job Functions

Below is a listing of the job functions which are available for use in Job Definition property values, and in Step preConditions and Action preConditions.

formProperty

The `formProperty` function returns the specified form version property value (String) of the job's starting submission.

The property function example below looks up a form version property value named 'Managers Group' from the start submission form.

invoke

The `invoke` function invoke the specified Groovy Service name, with the given lists of args and return the result.

The example below invokes the Groovy Service named 'Manager Lookup' passing it an empty parameter map.

The example below invokes the Groovy Service named 'Reviewer Lookup' passing it a list of arguments.

In the example above the `invoke` function parameters are passed to the Groovy Service as an `args` list object. For example:

The Groovy Service will also be passed the `job` (`Job`) and `jobAction` (`JobAction`) parameters, of the currently execution job and job action. This enables you to access all the properties of the currently executing job.

previousSubmission

The `previousSubmission` function returns the first submission (`Submission`) of the previously executing step.

The example below adds a processing status message to the previous submission.

startForm

The `startForm` function returns the job start submission form (`Form`), or null if not available

The form task assign message example below uses the form name of the starting submission form.

startFormCode

The `startFormCode` function returns the form code of the job start submission form, or null if not available.

The form task assign example below uses the form code of the starting form submission for the review form.

startSubmission

The `startSubmission` function returns the job's starting submission (`Submission`), or null if not found.

The example below adds a processing status message to the job start form submission.

startSubmissionXml

The `startSubmissionXml` function returns the job's starting submission XML (`String`), or null if not found.

The example below uses the job's start submission XML data as the Form XML Data for the assigned Form Task.

startUser

The `startUser` function returns the job's starting submission user (`UserAccount`), or null if not found.

The form task assign example below assigns the task to the initial form submission user.

stepOrPreviousSubmissionXml

The `stepOrPreviousSubmissionXml` function returns the submission XML (`String`) for another submission in the same step, or the previous submission, or null if not found.

This function should be used where the steps `dynamicPreConditions` flag and `shareFormData` flag are enabled.

stepOrStartSubmissionXml

The `stepOrStartSubmissionXml` function returns the submission XML (`String`) for another submission in the same step, if not found the or the job's starting submission, or null if not found.

This function should be used where the steps `dynamicPreConditions` flag and `shareFormData` flag are enabled.

stepOrSubmissionXml

The `stepOrSubmissionXml` function returns the submission XML (`String`) for another submission in the same step, or if not found the submission specified, or null if that submission cannot be found.

This function should be used where the steps `dynamicPreConditions` flag and `shareFormData` flag are enabled.

The example below uses the job's 2nd submission XML data as the Input XML Prefill data for the assigned Form Task.

submissionXml

The `submissionXml` function returns the submission XML (`String`) of the specified submission, or null if not found.

The example below uses the job's 2nd submission XML data as the Input XML Prefill data for the assigned Form Task.

userForEmail

The `userForEmail` function returns the user (`UserAccount`) for the specified email, or null if not found.

The form task assign example below assigns the task to TM `UserAccount` looked up from the specified email address. In the example below the input email address is resolved from a submitted form data extract.

userForLogin

The `userForLogin` function returns the user (`UserAccount`) for the specified user login name, or null if not found.

The form task assign example below assigns the task to TM `UserAccount` looked up from the specified login user name. In the example below the input login user name is resolved from a submitted form data extract.

Since:

- 4.1.0

Field Summary

Fields

Modifier and Type	Field and Description
static java.lang.String	<code>KEY</code> The function calling "func" key value.

Constructor Summary

Constructors

Constructor and Description
<code>JobFunctions-com.avoka.fc.core.entity.Job-</code> (com.avoka.fc.core.entity.Job job) Create a JobFunctions object with the given job.
<code>JobFunctions-com.avoka.fc.core.entity.JobAction-</code> (com.avoka.fc.core.entity.JobAction jobAction) Create a JobFunctions object with the given jobAction.

Method Summary

All Methods [Static Methods](#) [Instance Methods](#) [Concrete Methods](#) [Deprecated Methods](#)

Modifier and Type	Method and Description
static boolean	<code>containsFuncCall-java.lang.String-</code> (java.lang.String propertyValue) Return true if the given property value contains a func call reference.
static java.lang.Object	<code>dispatch-java.lang.String-java.lang.String-com.avoka.fc.core.entity.JobAction-java.util.Map-boolean-</code> (java.lang.String propertyName, java.lang.String propertyValue, com.avoka.fc.core.entity.JobAction jobAction, java.util.Map<java.lang.String,java.lang.String> formDataMap, boolean evaluateTemplate) Dispatch the function call and return the object result.
java.lang.String	<code>formProperty-java.lang.String-</code> (java.lang.String name) Return the named form version property value of the job start submission.
static java.util.List<java.lang.String>	<code>getJobFuncInvokeServiceNames-com.avoka.fc.core.service.job.config.JobDef-</code> (JobDef (CollabJobs v5.0) jobDef) Return the list of job func.invoke service names referenced in the jobDef
java.lang.Object	<code>invoke-java.lang.String-java.lang.Object...</code> (java.lang.String serviceName, java.lang.Object... args) Invoke the specified named Groovy Service, with the given arguments and return the result.
static boolean	<code>isObjectFuncCall-java.lang.String-</code> (java.lang.String propertyValue) Return true if the given property value contains a direct object func call.
com.avoka.fc.core.entity.	<code>previousSubmission--()</code>

Submission	
com.avoka.fc.core.entity.Form	<code>startForm--()</code>
java.lang.String	<code>startFormCode--()</code>
com.avoka.fc.core.entity.Submission	<code>startSubmission--()</code>
java.lang.String	<code>startSubmissionXml--()</code>
com.avoka.fc.core.entity.UserAccount	<code>startUser--()</code>
java.lang.String	<code>stepOrPreviousSubmissionXml--()</code> Returns the submission XML data for the first submission in the current step, if there are no submissions then the XML Data from previous step submission, or null if not found or submission XML data has been deleted.
java.lang.String	<code>stepOrStartSubmissionXml--()</code> Returns the submission XML data for the first submission in the current step, if there are no submissions then the submission XML data for the start step, or null if not found or submission XML data has been deleted.
java.lang.String	<code>stepOrSubmissionXml-com.avoka.fc.core.entity.Submission-(com.avoka.fc.core.entity.Submission submission)</code> Returns the submission XML data for the first submission in the current step, if there are no submissions then the submission XML data for the given submission object, or null if not found or submission XML data has been deleted.
java.lang.String	<code>submissionXml-com.avoka.fc.core.entity.Submission-(com.avoka.fc.core.entity.Submission submission)</code> Return the submission XML data for the given submission object, or null if not found or submission XML data has been deleted.
com.avoka.fc.core.entity.UserAccount	<code>userForEmail-java.lang.String-(java.lang.String email)</code> Return the user account for the given email address.
com.avoka.fc.core.entity.UserAccount	<code>userForLogin-java.lang.String-(java.lang.String loginName)</code> Return the user account for the given login name.
static java.lang.String	<code>validateFuncCall-com.avoka.fc.core.entity.Client-java.lang.String-(com.avoka.fc.core.entity.Client client, java.lang.String propertyValue)</code> Validate the job function call property value, returning null if valid or the error message if not valid.
static java.lang.String	<code>validateFuncCall-java.lang.String-(java.lang.String propertyValue)</code> Deprecated. use <code>validateFuncCall(Client, String)</code> instead

Methods inherited from class java.lang.Object

`equals`, `getClass`, `hashCode`, `notify`, `notifyAll`, `toString`, `wait`, `wait`, `wait`

Field Detail

KEY

`public static final java.lang.String KEY`

The function calling "func" key value.

See Also:

- [Constants \(CollabJobs v5.0\)#com.avoka.fc.core.service.job.impl.JobFunctions.KEY](#)

Constructor Detail

JobFunctions

`public JobFunctions(com.avoka.fc.core.entity.JobAction jobAction)`

Create a JobFunctions object with the given jobAction.

Parameters:

- `jobAction` - the currently executing jobAction

JobFunctions

`public JobFunctions(com.avoka.fc.core.entity.Job job)`

Create a JobFunctions object with the given job.

Parameters:

- job - the currently executing job

Method Detail

formProperty

```
public java.lang.String formProperty(java.lang.String name)
```

Return the named form version property value of the job start submission.

Parameters:

- name - the form version property name

Returns:

- the named form version property value of the job start submission, or null if not found
-

invoke

```
public java.lang.Object invoke(java.lang.String serviceName,  
                               java.lang.Object... args)
```

Invoke the specified named Groovy Service, with the given arguments and return the result.

Parameters:

- serviceName - the Groovy Service definition name
- args - the service arguments

Returns:

- the executed Groovy Service result
-

previousSubmission

```
public com.avoka.fc.core.entity.Submission previousSubmission()
```

Returns:

- return the first submission of the previously executing step
-

startForm

```
public com.avoka.fc.core.entity.Form startForm()
```

Returns:

- the job start submission form, or null if not available
-

startFormCode

```
public java.lang.String startFormCode()
```

Returns:

- the form code of the job start submission form, or null if not available
-

startSubmission

```
public com.avoka.fc.core.entity.Submission startSubmission()
```

Returns:

- the starting submission of the job, or null if not found
-

startSubmissionXml

```
public java.lang.String startSubmissionXml()
```

Returns:

- the starting submission XML of the job, or null if not found or submission XML data has been deleted
-

submissionXml

```
public java.lang.String submissionXml(com.avoka.fc.core.entity.Submission submission)
```

Return the submission XML data for the given submission object, or null if not found or submission XML data has been deleted.

Parameters:

- `submission` - the submission object (optional)

Returns:

- the submission XML data for the given submission object, or null if not found or submission XML data has been deleted
-

stepOrSubmissionXml

```
public java.lang.String stepOrSubmissionXml(com.avoka.fc.core.entity.Submission submission)
```

Returns the submission XML data for the first submission in the current step, if there are no submissions then the submission XML data for the given submission object, or null if not found or submission XML data has been deleted.
Used where the step flags `DynamicPreConditions` and `ShareFormData` are enabled.

Parameters:

- `submission` - the submission object (optional)

Returns:

- the submission XML data for the first submission in the current step, if there are no submissions then the submission XML data for the given submission object, or null if not found or submission XML data has been deleted.

Since:

- 4.3.0
-

stepOrStartSubmissionXml

```
public java.lang.String stepOrStartSubmissionXml()
```

Returns the submission XML data for the first submission in the current step, if there are no submissions then the submission XML data for the start step, or null if not found or submission XML data has been deleted.
Used where the step flags `DynamicPreConditions` and `ShareFormData` are enabled.

Returns:

- the submission XML data for the first submission in the current step, if there are no submissions then the submission XML data for the start step, or null if not found or submission XML data has been deleted.

Since:

- 4.3.0
-

stepOrPreviousSubmissionXml

```
public java.lang.String stepOrPreviousSubmissionXml()
```

Returns the submission XML data for the first submission in the current step, if there are no submissions then the XML Data from previous step submission, or null if not found or submission XML data has been deleted.
Used where the step flags `DynamicPreConditions` and `ShareFormData` are enabled.

Returns:

- the submission XML data for the first submission in the current step, if there are no submissions then the XML Data from previous step submission, or null if not found or submission XML data has been deleted.

Since:

- 4.3.0
-

startUser

```
public com.avoka.fc.core.entity.UserAccount startUser()
```

Returns:

- the job start submission user, or null if not found
-

userForEmail

```
public com.avoka.fc.core.entity.UserAccount userForEmail(java.lang.String email)
```

Return the user account for the given email address.

Parameters:

- email - the user account email address

Returns:

- the user account for the given email address, or null if not found
-

userForLogin

```
public com.avoka.fc.core.entity.UserAccount userForLogin(java.lang.String loginName)
```

Return the user account for the given login name.

Parameters:

- loginName - the user account login name

Returns:

- the user account for the given login name, or null if not found
-

containsFuncCall

```
public static boolean containsFuncCall(java.lang.String propertyValue)
```

Return true if the given property value contains a func call reference.

Parameters:

- propertyValue - the property value to test

Returns:

- true if the given property value contains a func call reference
-

isObjectFuncCall

```
public static boolean isObjectFuncCall(java.lang.String propertyValue)
```

Return true if the given property value contains a direct object func call.

Parameters:

- propertyValue - the property value to test

Returns:

- true if the given property value contains a direct object func call
-

dispatch

```
public static java.lang.Object dispatch(java.lang.String propertyName,
                                       java.lang.String propertyValue,
                                       com.avoka.fc.core.entity.JobAction jobAction,
                                       java.util.Map<java.lang.String, java.lang.String> formDataMap,
                                       boolean evaluateTemplate)
```

Dispatch the function call and return the object result.

Parameters:

- propertyName - the property name (required)
- propertyValue - the property value (required)
- jobAction - the currently executing job action (required)
- formDataMap - the form data map (optional)
- evaluateTemplate - the evaluate function as a Velocity template

Returns:

- dispatch the function call and return the object result
-

getJobFuncInvokeServiceNames

```
public static java.util.List<java.lang.String> getJobFuncInvokeServiceNames(
```

```
    JobDef (CollabJobs v5.0) jobDef)
```

Return the list of job func.invoke service names referenced in the jobDef

Parameters:

- jobDef - the job definition (required)

Returns:

- the list of job func.invoke service names referenced in the jobDef
-

validateFuncCall

```
public static java.lang.String validateFuncCall(java.lang.String propertyValue)
```

Deprecated. use [validateFuncCall\(Client, String\)](#) instead

Validate the job function call property value, returning null if valid or the error message if not valid.

Parameters:

- propertyValue - the property value to test

Returns:

- null if valid, or the error message if not valid
-

validateFuncCall

```
public static java.lang.String validateFuncCall(com.avoka.fc.core.entity.Client client,  
                                               java.lang.String propertyValue)
```

Validate the job function call property value, returning null if valid or the error message if not valid.

Parameters:

- client - the client of the job
- propertyValue - the property value to test

Returns:

- null if valid, or the error message if not valid

Since:

- 5.0.0

JobProcessMessageService (CollabJobs v5.0)

Package:

- [com.avoka.fc.core.service.job.impl \(CollabJobs v5.0\)](#)

Class JobProcessMessageService

- [java.lang.Object](#)
- [com.avoka.fc.core.service.BaseService](#)
- [com.avoka.fc.core.service.CayenneService](#)
- [AbstractJobActionService \(CollabJobs v5.0\)](#)
- [com.avoka.fc.core.service.job.impl.JobProcessMessageService](#)

All Implemented Interfaces:

- [com.avoka.fc.core.service.IServiceDefinitionAware](#), [IJobActionService \(CollabJobs v5.0\)](#)

```
public class JobProcessMessageService
extends
```

```
AbstractJobActionService \(CollabJobs v5.0\)
```

Provides a 'Job Processing Message' Action Service.

This service will add a submission processing status messages to the specified Submission. These appear in the user's submission history. This action service can be used anywhere in the job but is especially useful in an endpoint steps. It can also send a status update via email

Configuration

Below is a list of the Job Action Properties which can be use to configure this step action.

Name	Description	Examples
Process Message Text	The submission processing status message text	{ "name": "Process Message Text", "value": "\${formDataMap.name} your application has been approved" }
Process Message Submission	Specify the submission to update the processing status message on.	{ "name": "Process Message Submission", "value": "\$func.startSubmission()" } { "name": "Process Message Submission", "value": "\$func.previousSubmission()" }
Process Message Submission Step	Specify the step name of the submission to update the processing status message on.	{ "name": "Process Message Submission Step", "value": "Application Start" }
Process Message Send Email	Specify whether to send an processing message email.	{ "name": "Process Message Send Email", "value": "true" }
Process Message Email To	Specify whether to send an processing message email. If not specified then the submissions contact email address will be used.	{ "name": "Process Message Email To", "value": "\${formDataMap.email}" }
Process Message Email Subject Template	Specify an alternative email subject template to the default Form and Organization email template: 'Email Submission Status Subject'	{ "name": "Process Message Email Subject Template", "value": "Welcome Email Subject" }
Process Message Email Message Template	Specify an alternative email subject template to the default Form and Organization property email template: 'Email Submission Status Message'	{ "name": "Process Message Email Message Template", "value": "Welcome Email Message" }

Since:

- 4.0.0

Constructor Summary

Constructors

Constructor and Description
JobProcessMessageService--()

Method Summary

All Methods [Instance Methods](#) [Concrete Methods](#)

Modifier and Type	Method and Description
-------------------	------------------------

ActionResult (CollabJobs v5.0)	execute-com.avoka.fc.core.service.job.ActionContext-(ActionContext (CollabJobs v5.0) actionContext) Execute the action and return the result.
java.lang.String	validateProperties-com.avoka.fc.core.service.job.impl.ActionStepProperties-com.avoka.fc.core.entity.Client-(ActionStepProperties (CollabJobs v5.0) actionStepProperties, com.avoka.fc.core.entity.Client client) Validate the action service using the given action step service properties, returning null if valid or an error string otherwise.

Methods inherited from class com.avoka.fc.core.service.job.impl. [AbstractJobActionService \(CollabJobs v5.0\)](#)

[AbstractJobActionService \(CollabJobs v5.0\)#getMaxErrorRetryAttempts--](#), [AbstractJobActionService \(CollabJobs v5.0\)#getRetryDelayMins--](#), [AbstractJobActionService \(CollabJobs v5.0\)#getServiceDefinition--](#), [AbstractJobActionService \(CollabJobs v5.0\)#setMaxErrorRetryAttempts-java.lang.Integer-](#), [AbstractJobActionService \(CollabJobs v5.0\)#setRetryDelayMins-java.lang.Integer-](#), [AbstractJobActionService \(CollabJobs v5.0\)#setServiceDefinition-com.avoka.fc.core.entity.ServiceDefinition-](#)

Methods inherited from class com.avoka.fc.core.service.CayenneService

[commitChanges](#), [rollbackChanges](#)

Methods inherited from class java.lang.Object

[equals](#), [getClass](#), [hashCode](#), [notify](#), [notifyAll](#), [toString](#), [wait](#), [wait](#), [wait](#)

Constructor Detail

JobProcessMessageService

```
public JobProcessMessageService()
```

Method Detail

execute

```
public
```

```
ActionResult (CollabJobs v5.0) execute(
    ActionContext (CollabJobs v5.0) actionContext)
```

Description copied from interface: [IJobActionService \(CollabJobs v5.0\)#execute-com.avoka.fc.core.service.job.ActionContext-](#)

Execute the action and return the result.

Parameters:

- `actionContext` - the job action execution context (required)

Returns:

- the action result

See Also:

- [IJobActionService.execute\(ActionContext\)](#)

validateProperties

```
public java.lang.String validateProperties(
```

```
    ActionStepProperties (CollabJobs v5.0) actionStepProperties,
    com.avoka.fc.core.entity.Client client)
```

Validate the action service using the given action step service properties, returning null if valid or an error string otherwise.

Specified by:

- [IJobActionService \(CollabJobs v5.0\)#validateProperties-com.avoka.fc.core.service.job.impl.ActionStepProperties-com.avoka.fc.core.entity.Client-](#) in interface [IJobActionService \(CollabJobs v5.0\)](#)

Overrides:

- [AbstractJobActionService \(CollabJobs v5.0\)#validateProperties-com.avoka.fc.core.service.job.impl.ActionStepProperties-com.avoka.fc.core.entity.Client-](#) in class [AbstractJobActionService \(CollabJobs v5.0\)](#)

Parameters:

- `actionStepProperties` - the action step properties (required)

- `client` - the Job Controller client (optional)

Returns:

- null if the properties are valid or null otherwise

See Also:

- `IJobActionService.validateProperties(ActionStepProperties, Client)`

JobReceiptWaitService (CollabJobs v5.0)

Package:

- [com.avoka.fc.core.service.job.impl \(CollabJobs v5.0\)](#)

Class JobReceiptWaitService

- [java.lang.Object](#)
- [com.avoka.fc.core.service.BaseService](#)
- [com.avoka.fc.core.service.CayenneService](#)
- [AbstractJobActionService \(CollabJobs v5.0\)](#)
- [com.avoka.fc.core.service.job.impl.JobReceiptWaitService](#)

All Implemented Interfaces:

- [com.avoka.fc.core.service.IServiceDefinitionAware](#), [IJobActionService \(CollabJobs v5.0\)](#)

```
public class JobReceiptWaitService
extends
```

```
AbstractJobActionService \(CollabJobs v5.0\)
```

Provides a 'Job Receipt Wait' Service.

This action **polls** the submissions until the receipts have completed. The generation of the receipts is completed by a separate Transact Scheduled Job 'Transaction Processing' which by default runs every 5 minute. This action will complete when all receipts have been generated for this job's submissions. If any receipt has not completed the action returns a result of "In Progress". This will mean the Job Action / Job processing will stop and retry again in 1 minute.

Configuration

There are no Job Action Properties which can be use to configure this action step.

Since:

- 4.1.0

Constructor Summary

Constructors

Constructor and Description
JobReceiptWaitService--()

Method Summary

All Methods [Instance Methods](#) [Concrete Methods](#)

Modifier and Type	Method and Description
ActionResult (CollabJobs v5.0)	execute-com.avoka.fc.core.service.job.ActionContext-(ActionContext (CollabJobs v5.0) actionContext) Execute the action and return the result.

Methods inherited from class com.avoka.fc.core.service.job.impl. [AbstractJobActionService \(CollabJobs v5.0\)](#)

```
AbstractJobActionService \(CollabJobs v5.0\)#getMaxErrorRetryAttempts--, AbstractJobActionService \(CollabJobs v5.0\)#getRetryDelayMins--, AbstractJobActionService \(CollabJobs v5.0\)#getServiceDefinition--, AbstractJobActionService \(CollabJobs v5.0\)#setMaxErrorRetryAttempts-java.lang.Integer-, AbstractJobActionService \(CollabJobs v5.0\)#setRetryDelayMins-java.lang.Integer-, AbstractJobActionService \(CollabJobs v5.0\)#setServiceDefinition-com.avoka.fc.core.entity.ServiceDefinition-, AbstractJobActionService \(CollabJobs v5.0\)#validateProperties-com.avoka.fc.core.service.job.impl.ActionStepProperties-com.avoka.fc.core.entity.Client-
```

Methods inherited from class com.avoka.fc.core.service.CayenneService

```
commitChanges, rollbackChanges
```

Methods inherited from class java.lang.Object

```
equals, getClass, hashCode, notify, notifyAll, toString, wait, wait, wait
```

Constructor Detail

JobReceiptWaitService

```
public JobReceiptWaitService()
```

Method Detail

execute

```
public
```

```
    ActionResult (CollabJobs v5.0) execute(  
        ActionContext (CollabJobs v5.0) actionContext)
```

Description copied from interface: [IJobActionService \(CollabJobs v5.0\)#execute-com.avoka.fc.core.service.job.ActionContext-](#)

Execute the action and return the result.

Parameters:

- `actionContext` - the job action execution context (required)

Returns:

- the action result

See Also:

- [IJobActionService.execute\(ActionContext\)](#)

JobTaskAssignActionBuilder (CollabJobs v5.0)

Package:

- [com.avoka.fc.core.service.job.impl \(CollabJobs v5.0\)](#)

Class JobTaskAssignActionBuilder

- [java.lang.Object](#)
- [com.avoka.fc.core.service.job.impl.JobTaskAssignActionBuilder](#)

```
public class JobTaskAssignActionBuilder
extends java.lang.Object
```

Provides a Job Task Assign Action Builder class using fluent interface design. Dynamically creates a JobAction or service type @see ServiceDefinition. SERVICE_TYPE_JOB_TASK_ASSIGN

Since:

- 4.3.4

Constructor Summary

Constructors

Constructor and Description
JobTaskAssignActionBuilder-com.avoka.fc.core.entity.JobAction- (com.avoka.fc.core.entity.JobAction jobAction) Creates a JobTaskAssignActionBuilder from a related JobTaskAssign JobAction in the same JobStep This will use the sequence of the JobAction.
JobTaskAssignActionBuilder-com.avoka.fc.core.entity.JobStep- (com.avoka.fc.core.entity.JobStep jobStep) Construct a JobTaskAssignActionBuilder

Method Summary

All Methods [Instance Methods](#) [Concrete Methods](#)

Modifier and Type	Method and Description
com.avoka.fc.core.entity.JobAction	execute--() Validates the inputs and builds the job action
JobTaskAssignActionBuilder (CollabJobs v5.0)	name-java.lang.String- (java.lang.String name) Sets the jobAction name
JobTaskAssignActionBuilder (CollabJobs v5.0)	property-java.lang.String-java.lang.String- (java.lang.String name, java.lang.String value) Adds a action property name-value pair to the propertyList for the Job Action
JobTaskAssignActionBuilder (CollabJobs v5.0)	property-java.lang.String-java.lang.String-java.lang.String- (java.lang.String name, java.lang.String value, java.lang.String template) Adds a action property name-value pair to the propertyList for the Job Action
JobTaskAssignActionBuilder (CollabJobs v5.0)	propertyList-java.util.List-boolean- (java.util.List<java.util.Map<java.lang.String, java.lang.String>> propertyList, boolean isReplace) Iterates over the propertyList parameter, list items are added to the actionProperty List for the Job Action
JobTaskAssignActionBuilder (CollabJobs v5.0)	redirectNext-boolean- (boolean redirectNext) Sets the redirectNext value for the JobAction
JobTaskAssignActionBuilder (CollabJobs v5.0)	redirectNext-java.lang.String- (java.lang.String precondition) Sets the redirectNext Job Action
JobTaskAssignActionBuilder (CollabJobs v5.0)	repeatIndex-int- (int repeatIndex) Sets the assignRrepeatIndex for the Job Action
JobTaskAssignActionBuilder (CollabJobs v5.0)	sequence-int- (int sequence) Sets the sequence for the Job Action

Methods inherited from class java.lang.Object

[equals](#), [getClass](#), [hashCode](#), [notify](#), [notifyAll](#), [toString](#), [wait](#), [wait](#), [wait](#)

Constructor Detail

JobTaskAssignActionBuilder

```
public JobTaskAssignActionBuilder(com.avoka.fc.core.entity.JobAction jobAction)
```

Creates a JobTaskAssignActionBuilder from a related JobTaskAssign JobAction in the same JobStep This will use the sequence of the JobAction.

Parameters:

- `jobAction` - a JobAction of type @see com.avoka.fc.core.entity.ServiceDefinition.SERVICE_TYPE_JOB_TASK_ASSIGN jobAction.jobStep instance you want to create the Task Job Action in. The jobStep.status must be "In Progress" @see com.avoka.fc.core.entity.JobStep.STATUS_IN_PROGRESS. The new job action will be assigned the same sequence number as the JobAction passed in

JobTaskAssignActionBuilder

```
public JobTaskAssignActionBuilder(com.avoka.fc.core.entity.JobStep jobStep)
```

Construct a JobTaskAssignActionBuilder

Parameters:

- `jobStep` - the JobStep that you are wanting to create the new Job Action in. The jobStep.status must be "In Progress" @see com.avoka.fc.core.entity.JobStep.STATUS_IN_PROGRESS.

Method Detail

name

```
public
```

```
JobTaskAssignActionBuilder (CollabJobs v5.0) name(java.lang.String name)
```

Sets the jobAction name

Parameters:

- `name` - the String name for the JobAction

Returns:

- the JobTaskAssignBuilder

redirectNext

```
public
```

```
JobTaskAssignActionBuilder (CollabJobs v5.0) redirectNext(java.lang.String preCondition)
```

Sets the redirectNext Job Action

Parameters:

- `preCondition` - the String preCondition for the JobAction

Returns:

- the JobTaskAssignBuilder

sequence

```
public
```

```
JobTaskAssignActionBuilder (CollabJobs v5.0) sequence(int sequence)
```

Sets the sequence for the Job Action

Parameters:

- `sequence` - Integer value (optional)

Returns:

- the JobTaskAssignBuilder

repeatIndex

public

```
JobTaskAssignActionBuilder (CollabJobs v5.0) repeatIndex(int repeatIndex)
```

Sets the assignRepeatIndex for the Job Action

Parameters:

- repeatIndex - Integer value (optional)

Returns:

- the JobTaskAssignBuilder
-

redirectNext

public

```
JobTaskAssignActionBuilder (CollabJobs v5.0) redirectNext(boolean redirectNext)
```

Sets the redirectNext value for the JobAction

Parameters:

- redirectNext - boolean (Optional default value is false)

Returns:

- the JobTaskAssignBuilder
-

property

public

```
JobTaskAssignActionBuilder (CollabJobs v5.0) property(java.lang.String name,  
java.lang.String value)
```

Adds a action property name-value pair to the propertyList for the Job Action

Parameters:

- name - the property name
- value - the property value

Returns:

- the JobTaskAssignBuilder
-

property

public

```
JobTaskAssignActionBuilder (CollabJobs v5.0) property(java.lang.String name,  
java.lang.String value,  
java.lang.String template)
```

Adds a action property name-value pair to the propertyList for the Job Action

Parameters:

- name - the property name
- value - the property value
- template - the property template

Returns:

- the JobTaskAssignBuilder
-

propertyList

public

```
JobTaskAssignActionBuilder (CollabJobs v5.0) propertyList(java.util.List<java.util.Map<java.lang.String, java.  
lang.String>> propertyList,  
boolean isReplace)
```

Iterates over the `propertyList` parameter, list items are added to the `actionProperty List` for the Job Action

Parameters:

- `propertyList` - the provided `List<Map<String,String>>` that is added to the action property list for the Job Action
- `isReplace` - if set to true it will empty the contents of the action property list for the Job Action

Returns:

- the `JobTaskAssignBuilder`
-

execute

```
public com.avoka.fc.core.entity.JobAction execute()
```

Validates the inputs and builds the job action

Returns:

- the new `JobTaskAssign JobAction`

JobTaskAssignService (CollabJobs v5.0)

Package:

- [com.avoka.fc.core.service.job.impl \(CollabJobs v5.0\)](#)

Class JobTaskAssignService

- java.lang.Object
- com.avoka.fc.core.service.BaseService
- com.avoka.fc.core.service.CayenneService
- [AbstractJobActionService \(CollabJobs v5.0\)](#)
- com.avoka.fc.core.service.job.impl.JobTaskAssignService

All Implemented Interfaces:

- com.avoka.fc.core.service.IServiceDefinitionAware, [IJobActionService \(CollabJobs v5.0\)](#)

```
public class JobTaskAssignService
extends
```

```
AbstractJobActionService \(CollabJobs v5.0\)
```

Provides a 'Job Task Assign' Action Service.

Configuration

Please note "Task Review Submission Step" must contain an action of type "Form Start" or "Task Assign" which will reference the form submission to be reviewed by this step. Also note either a user or a group must be assigned to as task.

This service can add a submission processing status messages to the specified Submission. These appear in the user's submission history.

It can also send a status update via email

The Job Task Assign service has a lot of configuration properties. These properties are either associated with:

Status Updates and Email: This service can add a submission processing status messages to the specified Submission. These appear in the user's submission history.

It can also send a status update via email **Task Assignment:** These properties are used in the creation and assignment of user and group tasks. Tasks can be categorised as: **Standard Tasks:** to an authenticated user or group.

Review Tasks: these are the similar to the standard tasks but attachments are copied from a previous submission.

Anonymous Save: A Submission record is saved but not assigned to a user in the TM database. They are usually assigned to a email address, the user is sent a notification email. They click on a link. The user has to enter a challenge response before they have access to the task form.

Configuration: Task Assignment

Below is a list of the Job Action Properties which are associated with e use to configure this step action.

Name	Description	Examples
Task Type	Specify what type of task to create [Anonymous Form Review].	{ "name": "Task Type", "value": "Review" }
Task Form XML Data	the form XML data (schema seed)	{ "name": "Task Form XML Data", "value": "\$func.startSubmissionXml()" }
Task Input XML Prefill	the input pre-fill data XML which is mapped into the form XML data using prefill input XPath mappings. This property value is ignored for 'Anonymous' Task Types.	{ "name": "Task Input XML Prefill", "value": "\$func.invoke('Job Prefill Service', \$job)" }
Task Form Code	the form code of the form to assign in this Task. Since 5.1 Review Tasks do not need to specify a Task Form Code , in which case the form code and form version from the previous submission will be used. If a form code is specified without a form version then the current form version will be used.	{ "name": "Task Form Code", "value": "ABC123" } { "name": "Task Form Code", "value": "\$func.startFormCode()" }
Task Form Version	this explicitly sets the form version of the form assigned in Task Form Code . Note this requires the Task Form Code to be specified. Since 5.1	{ "name": "Task Form Version", "value": "1" }
Task Review Previous Step	This property is only valid with 'Review' Task Type. Specify whether to review a form submission of the previous step [true false]. If true this will override the value in Task Review Submission Step	{ "name": "Task Review Previous Step", "value": "true" }
Task Review Submission Step	This property is only valid with 'Review' Task Type. Specify the name of the form submission step to review. Ignored if Task Review Previous Step is set to true	{ "name": "Task Review Submission Step", "value": "Application Start" }
Task Attachme	Specify whether to copy attachments from the submission of the previous step [true false]. If true this will override the value in Task Attachments Submission Step . This property is ignored if a 'Review' Task which will automatically copy attachments form the reviewed submission.	{ "name": "Task Attachments Previous Step", "value": "true" }

nts Previous Step		
Task Attachments Submission Step	Specify the name of the form submission step to copy the attachments from. Ignored if Task Attachments Previous Step is set to true. This property is also ignored if a 'Review' Task which will automatically copy attachments form the reviewed submission.	{ "name": "Task Attachments Submission Step", "value": "Application Start" }
Task Assign Group	This property is only valid with 'Form' or 'Review' Task Types. The assigned task group name. A function can also specify the assigned group.	{ "name": "Task Assign Group", "value": "Initial Review Group" } { "name": "Task Assign Group", "value": "\$func.formProperty ('Manager Review Group)'" }
Task Assign Groups	This property is only valid with 'Form' or 'Review' Task Types. The assigned task groups. A function can also specify the assigned groups.	{ "name": "Task Assign Groups", "value": "Blue-Reviewers, Red-Reviewers" } { "name": "Task Assign Groups", "value": "\$func.formProperty ('Reviewer Groups)'" }
Task Assign Group Create	Enable form groups to be automatically created if they don't already exist, and create submission group association.	{ "name": "Task Assign Groups", "value": "\$formDataMap.assignGroups" } { "name": "Task Assign Group Create", "value": "true" } { "name": "Task Assign Repeating", "value": "true" }
Task Assign User	This property is only valid with 'Form' or 'Review' Task Types. The assigned task user's login name. The user has to be an active user in the databse.	{ "name": "Task Assign User", "value": "johnsmith" } { "name": "Task Assign User", "value": "\$func.startUser()" } { "name": "Task Assign User", "value": "\$formDataMap.managerLoginName" } { "name": "Task Assign User", "value": "\$func.userForEmail (\$formDataMap.managerEmail)" } { "name": "Task Assign User", "value": "\$func.formProperty ('Manager Login)'" }
Task Assign Email	This property is only valid with 'Anonymous' Task Type. The assigned task email for anonymous user email assignment	{ "name": "Task Assign Email", "value": "john.smith@drdaves.com" } { "name": "Task Assign Email", "value": "\$formDataMap.doctorEmailAddress" }
Task Assign Repeating	This property specifies whether the Task Assignment is repeating, and a task assignments should be performed to each assignment member, either Email, Group or User. The example below will assign separate Tasks to the 'App QA' group and the 'App Reviewers' group.	{ "name": "Task Assign Group", "value": "App QA App Reviewers" } { "name": "Task Assign Repeating", "value": "true" }
Task Assign Repeat Item	This property specifies the Task Assign Repeat Item, and its value is made available during the evaluation of other properties as <code>\$(assignRepeatItem)</code> and is stored in the JobAction record. This value can be used to differentiate task assignments during repeating assignment. This data is also populated into the XML form data element: <code>//SystemProfile/Job/AssignRepeatItem</code>	{ "name": "Task Assign Group", "value": "App QA App Reviewers" } { "name": "Task Assign Repeating", "value": "true" } { "name": "Task Assign Repeat Item", "value": "\$formDataMap.divisionChoice" }
Task Enable Claiming	Enable group tasks to be claimed/assigned to individual users belonging to the task's groups.	{ "name": "Task Enable Claiming", "value": "true" }
Task Save Challenge	This property is only valid with 'Anonymous' Task Type and is associated with Anonymous save and the Task Assign Email property. The save challenge question is configured in the form version.	{ "name": "Task Save Challenge", "value": "\$formDataMap.email" }
Task Assign Portal	the space name to be used for the task assignment, for anonymous user email assignment (mandatory) for user or group assignment (optional). If not specified then it uses the first space that is assigned to the form.	{ "name": "Task Assign Portal", "value": "Maguire" } { "name": "Task Assign Portal", "value": "\$func.formProperty ('Review Portal)'" }
Task User Deletable	specify whether the task can be deleted by the assignee [true false]. If unset this is false	{ "name": "Task User Deletable", "value": "true" }
Task Scheduled	the task's scheduled time, format: yyyy-[m]m-[d]d	{ "name": "Task Scheduled", "value": "2014-04-10" }
Task Expiry	the task's expiry time, format: yyyy-[m]m-[d]d	{ "name": "Task Expiry", "value": "2014-04-10" }
Task Menu Label	the task menu label value for use in application bundle navigation menus	{ "name": "Task Menu Label", "value": "Credit Card" } { "name": "Task Menu Category", "value": "Products" }
Task Menu Category	the task menu category for use in application bundle navigation menus to group related tasks into a menu grouping	{ "name": "Task Menu Label", "value": "Credit Card" } { "name": "Task Menu Category", "value": "Products" }
Task Subject	the task subject line / title	{ "name": "Task Email Subject", "value": "Application Review Job" } { "name": "Task Email Subject", "value": "\$job.referenceNumber for \$formDataMap.firstName \$formDataMap.lastName" }
Task Message	the task descriptive message	{ "name": "Task Email Message", "value": "\$job.referenceNumber for \$formDataMap.firstName \$formDataMap.lastName" }
Task Sequence	the sort order task sequence number	{ "name": "Task Sequence", "value": "1" }

Task Address	the task location address	{ "name": "Task Address", "value": "1a Rialto Lane, Manly, New South Wales" }
Task Latitude	the task location latitude in decimal degrees	{ "name": "Task Latitude", "value": "-33.79833" }
Task Longitude	the task location longitude in decimal degrees	{ "name": "Task Longitude", "value": "151.28723" }
Task Send Email	specify whether a notification email should be sent to task assignees [true false]	{ "name": "Task Send Email", "value": "true" }
Task Email Message	<p>the task email notification email message body (template).</p> <p>The following model is used: submission (Submission): the previous submission formDataMap: Map<String, String> the form data map for the submission task (Submission): the task submission format(EmailFormat): the email formatter portal (Portal): the Space (Portal), if the portal is specified or resolved taskId (String) the link to the newly created task, if portal specified or resolved environmentName (String): the environment name deployment property supportEmail (String): the email for the default sender Note: Most of the time this property should be removed in which case it will use the "Email Task Notification Message" template property will be looked up in this order: form -> organization -> space (portal) -> deployment property Adding large templates into the JobDefinitionJSON can be problematic. It may be better to set an "Email Task Notification Message" property.</p>	{ "name": "Task Email Message", "value": "\$job.referenceNumber for \$formDataMap.firstName \$formDataMap.lastName" } { "name": "Task Email Message", "value": "\$job.referenceNumber for \$formDataMap.firstName \$formDataMap.lastName click here to open your task" }
Task Email Subject	<p>the task email notification subject template.</p> <p>The following model is used: submission (Submission): the previous submission formDataMap: Map<String, String> the form data map for the submission task (Submission): the task submission format(EmailFormat): the email formatter portal (Portal): the Space (Portal), if the portal is specified or resolved taskId (String) the link to the newly created task, if portal specified or resolved environmentName (String): the environment name deployment property supportEmail (String): the email for the default sender Note: Most of the time this property should be removed in which case it will use the "Email Task Notification Subject" template property will be looked up in this order: form -> organization -> space (portal) -> deployment property Adding large templates into the JobDefinitionJSON can be problematic. It may be better to set an "Email Task Notification Subject" property.</p>	{ "name": "Task Email Subject", "value": "Application Review Job" } { "name": "Task Email Subject", "value": "\$job.referenceNumber for \$formDataMap.firstName \$formDataMap.lastName" }

Configuration: Status Updates and Email

Below is a list of the Job Action Properties which are used to configure this step action associated with Status Updates and Emails.

Name	Description	Examples
Process Message Text	The submission processing status message text	{ "name": "Process Message Text", "value": "\${formDataMap.name} your application has been approved" }
Process Message Submission	Specify the submission to update the processing status message on.	{ "name": "Process Message Submission", "value": "\$func.startSubmission()" } { "name": "Process Message Submission", "value": "\$func.previousSubmission()" }
Process Message Submission Step	Specify the step name of the submission to update the processing status message on.	{ "name": "Process Message Submission Step", "value": "Application Start" }
Process Message Send Email	Specify whether to send an processing message email.	{ "name": "Process Message Send Email", "value": "true" }
Process Message Email To	Specify whether to send an processing message email. If not specified then the submissions contact email address will be used.	{ "name": "Process Message Email To", "value": "\${formDataMap.email}" }
Process Message Email Subject Template	Specify an alternative email subject template to the default Form and Organization email template: 'Email Submission Status Subject'	{ "name": "Process Message Email Subject Template", "value": "Welcome Email Subject" }
Process Message Email Message Template	Specify an alternative email subject template to the default Form and Organization property email template: 'Email Submission Status Message'	{ "name": "Process Message Email Message Template", "value": "Welcome Email Message" }

Since:

- 4.0.0

Field Summary

Fields

Modifier and Type	Field and Description
static java.lang.String	PROPERTY_TASK_ADDRESS The step/service property "Task Address"
static java.lang.String	PROPERTY_TASK_ATTACHMENTS_PREVIOUS_STEP The step/service property "Task Attachments Previous Step"
static java.lang.String	PROPERTY_TASK_ATTACHMENTS_SUBMISSION_STEP The step/service property "Task Attachments Submission Step"
static java.lang.String	PROPERTY_TASK_EMAIL_MESSAGE

	The step/service property "Task Email Message"
static java.lang.String	PROPERTY_TASK_EMAIL_SUBJECT The step/service property "Task Email Subject"
static java.lang.String	PROPERTY_TASK_EXPIRY The step/service property "Task Expiry"
static java.lang.String	PROPERTY_TASK_FORM_CODE The step/service property "Task Form Code"
static java.lang.String	PROPERTY_TASK_FORM_VERSION The step/service property "Task Form Version"
static java.lang.String	PROPERTY_TASK_FORM_XML_DATA The step/service property "Task Form XML Data"
static java.lang.String	PROPERTY_TASK_INPUT_XML_PREFILL The step/service property "Task Input XML Prefill"
static java.lang.String	PROPERTY_TASK_LATITUDE The step/service property "Task Latitude"
static java.lang.String	PROPERTY_TASK_LONGITUDE The step/service property "Task Longitude"
static java.lang.String	PROPERTY_TASK_MENU_CATEGORY The step/service property "Task Menu Category"
static java.lang.String	PROPERTY_TASK_MENU_LABEL The step/service property "Task Menu Label"
static java.lang.String	PROPERTY_TASK_MESSAGE The step/service property "Task Message"
static java.lang.String	PROPERTY_TASK_SEND_EMAIL The step/service property "Task Send Email"
static java.lang.String	PROPERTY_TASK_SEQUENCE The step/service property "Task Sequence"
static java.lang.String	PROPERTY_TASK_SUBJECT The step/service property "Task Subject"

Constructor Summary

Constructors

Constructor and Description
JobTaskAssignService--()

Method Summary

All Methods [Instance Methods](#) [Concrete Methods](#)

Modifier and Type	Method and Description
ActionResult (CollabJobs v5.0)	execute-com.avoka.fc.core.service.job.ActionContext-(ActionContext (CollabJobs v5.0) actionContext) Execute the action and return the result.
java.lang.String	validateProperties-com.avoka.fc.core.service.job.impl.ActionStepProperties-com.avoka.fc.core.entity.Client-(ActionStepProperties (CollabJobs v5.0) actionStepProperties, com.avoka.fc.core.entity.Client client) Validate the action service using the given action step service properties, returning null if valid or an error string otherwise.

Methods inherited from class com.avoka.fc.core.service.job.impl. [AbstractJobActionService](#) ([CollabJobs v5.0](#))

[AbstractJobActionService \(CollabJobs v5.0\)#getMaxErrorRetryAttempts--](#), [AbstractJobActionService \(CollabJobs v5.0\)#getRetryDelayMins--](#), [AbstractJobActionService \(CollabJobs v5.0\)#getServiceDefinition--](#), [AbstractJobActionService \(CollabJobs v5.0\)#setMaxErrorRetryAttempts-java.lang.Integer-](#), [AbstractJobActionService \(CollabJobs v5.0\)#setRetryDelayMins-java.lang.Integer-](#), [AbstractJobActionService \(CollabJobs v5.0\)#setServiceDefinition-com.avoka.fc.core.entity.ServiceDefinition-](#)

Methods inherited from class com.avoka.fc.core.service.CayenneService

[commitChanges](#), [rollbackChanges](#)

Methods inherited from class java.lang.Object

`equals`, `getClass`, `hashCode`, `notify`, `notifyAll`, `toString`, `wait`, `wait`, `wait`

Field Detail

PROPERTY_TASK_FORM_CODE

```
public static final java.lang.String PROPERTY_TASK_FORM_CODE
```

The step/service property "Task Form Code"

See Also:

- [Constants \(CollabJobs v5.0\)#com.avoka.fc.core.service.job.impl.JobTaskAssignService.PROPERTY_TASK_FORM_CODE](#)
-

PROPERTY_TASK_FORM_VERSION

```
public static final java.lang.String PROPERTY_TASK_FORM_VERSION
```

The step/service property "Task Form Version"

See Also:

- [Constants \(CollabJobs v5.0\)#com.avoka.fc.core.service.job.impl.JobTaskAssignService.PROPERTY_TASK_FORM_VERSION](#)
-

PROPERTY_TASK_EXPIRY

```
public static final java.lang.String PROPERTY_TASK_EXPIRY
```

The step/service property "Task Expiry"

See Also:

- [Constants \(CollabJobs v5.0\)#com.avoka.fc.core.service.job.impl.JobTaskAssignService.PROPERTY_TASK_EXPIRY](#)
-

PROPERTY_TASK_SEND_EMAIL

```
public static final java.lang.String PROPERTY_TASK_SEND_EMAIL
```

The step/service property "Task Send Email"

See Also:

- [Constants \(CollabJobs v5.0\)#com.avoka.fc.core.service.job.impl.JobTaskAssignService.PROPERTY_TASK_SEND_EMAIL](#)
-

PROPERTY_TASK_EMAIL_SUBJECT

```
public static final java.lang.String PROPERTY_TASK_EMAIL_SUBJECT
```

The step/service property "Task Email Subject"

See Also:

- [Constants \(CollabJobs v5.0\)#com.avoka.fc.core.service.job.impl.JobTaskAssignService.PROPERTY_TASK_EMAIL_SUBJECT](#)
-

PROPERTY_TASK_EMAIL_MESSAGE

```
public static final java.lang.String PROPERTY_TASK_EMAIL_MESSAGE
```

The step/service property "Task Email Message"

See Also:

- [Constants \(CollabJobs v5.0\)#com.avoka.fc.core.service.job.impl.JobTaskAssignService.PROPERTY_TASK_EMAIL_MESSAGE](#)
-

PROPERTY_TASK_SUBJECT

```
public static final java.lang.String PROPERTY_TASK_SUBJECT
```

The step/service property "Task Subject"

See Also:

- [Constants \(CollabJobs v5.0\)#com.avoka.fc.core.service.job.impl.JobTaskAssignService.PROPERTY_TASK_SUBJECT](#)
-

PROPERTY_TASK_MESSAGE

```
public static final java.lang.String PROPERTY_TASK_MESSAGE
```

The step/service property "Task Message"

See Also:

- [Constants \(CollabJobs v5.0\)#com.avoka.fc.core.service.job.impl.JobTaskAssignService.PROPERTY_TASK_MESSAGE](#)
-

PROPERTY_TASK_SEQUENCE

```
public static final java.lang.String PROPERTY_TASK_SEQUENCE
```

The step/service property "Task Sequence"

See Also:

- [Constants \(CollabJobs v5.0\)#com.avoka.fc.core.service.job.impl.JobTaskAssignService.PROPERTY_TASK_SEQUENCE](#)
-

PROPERTY_TASK_ADDRESS

```
public static final java.lang.String PROPERTY_TASK_ADDRESS
```

The step/service property "Task Address"

See Also:

- [Constants \(CollabJobs v5.0\)#com.avoka.fc.core.service.job.impl.JobTaskAssignService.PROPERTY_TASK_ADDRESS](#)
-

PROPERTY_TASK_LATITUDE

```
public static final java.lang.String PROPERTY_TASK_LATITUDE
```

The step/service property "Task Latitude"

See Also:

- [Constants \(CollabJobs v5.0\)#com.avoka.fc.core.service.job.impl.JobTaskAssignService.PROPERTY_TASK_LATITUDE](#)
-

PROPERTY_TASK_LONGITUDE

```
public static final java.lang.String PROPERTY_TASK_LONGITUDE
```

The step/service property "Task Longitude"

See Also:

- [Constants \(CollabJobs v5.0\)#com.avoka.fc.core.service.job.impl.JobTaskAssignService.PROPERTY_TASK_LONGITUDE](#)
-

PROPERTY_TASK_FORM_XML_DATA

```
public static final java.lang.String PROPERTY_TASK_FORM_XML_DATA
```

The step/service property "Task Form XML Data"

See Also:

- [Constants \(CollabJobs v5.0\)#com.avoka.fc.core.service.job.impl.JobTaskAssignService.PROPERTY_TASK_FORM_XML_DATA](#)
-

PROPERTY_TASK_INPUT_XML_PREFILL

```
public static final java.lang.String PROPERTY_TASK_INPUT_XML_PREFILL
```

The step/service property "Task Input XML Prefill"

See Also:

- [Constants \(CollabJobs v5.0\)#com.avoka.fc.core.service.job.impl.JobTaskAssignService.PROPERTY_TASK_INPUT_XML_PREFILL](#)
-

PROPERTY_TASK_ATTACHMENTS_PREVIOUS_STEP

```
public static final java.lang.String PROPERTY_TASK_ATTACHMENTS_PREVIOUS_STEP
```

The step/service property "Task Attachments Previous Step"

See Also:

- [Constants \(CollabJobs v5.0\)#com.avoka.fc.core.service.job.impl.JobTaskAssignService.PROPERTY_TASK_ATTACHMENTS_PREVIOUS_STEP](#)
-

PROPERTY_TASK_ATTACHMENTS_SUBMISSION_STEP

```
public static final java.lang.String PROPERTY_TASK_ATTACHMENTS_SUBMISSION_STEP
```

The step/service property "Task Attachments Submission Step"

See Also:

- [Constants \(CollabJobs v5.0\)#com.avoka.fc.core.service.job.impl.JobTaskAssignService.PROPERTY_TASK_ATTACHMENTS_SUBMISSION_STEP](#)
-

PROPERTY_TASK_MENU_LABEL

```
public static final java.lang.String PROPERTY_TASK_MENU_LABEL
```

The step/service property "Task Menu Label"

See Also:

- [Constants \(CollabJobs v5.0\)#com.avoka.fc.core.service.job.impl.JobTaskAssignService.PROPERTY_TASK_MENU_LABEL](#)
-

PROPERTY_TASK_MENU_CATEGORY

```
public static final java.lang.String PROPERTY_TASK_MENU_CATEGORY
```

The step/service property "Task Menu Category"

See Also:

- [Constants \(CollabJobs v5.0\)#com.avoka.fc.core.service.job.impl.JobTaskAssignService.PROPERTY_TASK_MENU_CATEGORY](#)
-

Constructor Detail

JobTaskAssignService

```
public JobTaskAssignService()
```

Method Detail

execute

```
public
```

```
    ActionResult (CollabJobs v5.0) execute(  
        ActionContext (CollabJobs v5.0) actionContext)
```

Description copied from interface: [IJobActionService \(CollabJobs v5.0\)#execute-com.avoka.fc.core.service.job.ActionContext-](#)

Execute the action and return the result.

Parameters:

- `actionContext` - the job action execution context (required)

Returns:

- the action result

See Also:

- [IJobActionService.execute\(ActionContext\)](#)
-

validateProperties

```
public java.lang.String validateProperties(  
    ActionStepProperties (CollabJobs v5.0) actionStepProperties,  
    com.avoka.fc.core.entity.Client client)
```

Validate the action service using the given action step service properties, returning null if valid or an error string otherwise.

Specified by:

- [IJobActionService \(CollabJobs v5.0\)#validateProperties-com.avoka.fc.core.service.job.impl.ActionStepProperties-com.avoka.fc.core.entity.Client-](#) in interface [IJobActionService \(CollabJobs v5.0\)](#)

Overrides:

- [AbstractJobActionService \(CollabJobs v5.0\)#validateProperties-com.avoka.fc.core.service.job.impl.ActionStepProperties-com.avoka.fc.core.entity.Client-](#) in class [AbstractJobActionService \(CollabJobs v5.0\)](#)

Parameters:

- `actionStepProperties` - the action step properties (required)
- `client` - the Job Controller client (required)

Returns:

- null if the properties are valid or null otherwise

See Also:

- [IJobActionService.validateProperties\(ActionStepProperties, Client\)](#)

JobTaskWaitService (CollabJobs v5.0)

Package:

- [com.avoka.fc.core.service.job.impl \(CollabJobs v5.0\)](#)

Class JobTaskWaitService

- [java.lang.Object](#)
- [com.avoka.fc.core.service.BaseService](#)
- [com.avoka.fc.core.service.CayenneService](#)
- [AbstractJobActionService \(CollabJobs v5.0\)](#)
- [com.avoka.fc.core.service.job.impl.JobTaskWaitService](#)

All Implemented Interfaces:

- [com.avoka.fc.core.service.IServiceDefinitionAware](#), [IJobActionService \(CollabJobs v5.0\)](#)

```
public class JobTaskWaitService
extends
```

[AbstractJobActionService \(CollabJobs v5.0\)](#)

Provides a 'Job Task Wait' Action Service.

The is usually configured in the same step as a Job Task Assign action service which has creates and assigns an Task. This service waits for the Task to be submitted. It then route the task based upon the the route name specified in the form data **//SystemProfile/Job/RouteName**.

Configuration

Below is a list of the Job Action Properties which can be use to configure this action step.

Name	Description	Examples
Conditional Route Name	This provides an alternate route name to that provided by the form. This my be based upon a dynamic value such as a velocity template or a property function. If a non blank value is returned then this will be used in place of the forms route name.	<pre>{ "name": "Conditional Route Name", "value": "#if (\$formDataMap.routeName == 'Approve' && \$formDataMap.loanAmount >= 20000) Exceeds Threshold #end" } { "name": "Conditional Route Name", "value": "##EXECUTE_GROOVY_SERVICE('2 Step Review Applicant Update Routing', 'RouteName:\${formDataMap.routeName} LoanAmount:\${formDataMap.loanAmount}')" }</pre>

Since:

- 4.0.0

Constructor Summary

Constructors

Constructor and Description
JobTaskWaitService--()

Method Summary

All Methods [Instance Methods](#) [Concrete Methods](#)

Modifier and Type	Method and Description
ActionResult (CollabJobs v5.0)	<pre>execute-com.avoka.fc.core.service.job.ActionContext-(ActionContext (CollabJobs v5.0) actionContext)</pre> <p>Execute the action and return the result.</p>

Methods inherited from class com.avoka.fc.core.service.job.impl. AbstractJobActionService (CollabJobs v5.0)

```
AbstractJobActionService (CollabJobs v5.0)#getMaxErrorRetryAttempts--, AbstractJobActionService (CollabJobs v5.0)
#getRetryDelayMins--, AbstractJobActionService (CollabJobs v5.0)#getServiceDefinition--, AbstractJobActionService
(CollabJobs v5.0)#setMaxErrorRetryAttempts-java.lang.Integer-, AbstractJobActionService (CollabJobs v5.0)
```

```
#setRetryDelayMins-java.lang.Integer-, AbstractJobActionService (CollabJobs v5.0)#setServiceDefinition-com.avoka.fc.core.entity.ServiceDefinition-, AbstractJobActionService (CollabJobs v5.0)#validateProperties-com.avoka.fc.core.service.job.impl.ActionStepProperties-com.avoka.fc.core.entity.Client-
```

Methods inherited from class com.avoka.fc.core.service.CayenneService

commitChanges, rollbackChanges

Methods inherited from class java.lang.Object

equals, getClass, hashCode, notify, notifyAll, toString, wait, wait, wait

Constructor Detail

JobTaskWaitService

```
public JobTaskWaitService()
```

Method Detail

execute

```
public
```

```
    ActionResult (CollabJobs v5.0) execute(  
  
    ActionContext (CollabJobs v5.0) actionContext)
```

Description copied from interface: [IJobActionService \(CollabJobs v5.0\)#execute-com.avoka.fc.core.service.job.ActionContext-](#)

Execute the action and return the result.

Parameters:

- `actionContext` - the job action execution context (required)

Returns:

- the action result

See Also:

- [IJobActionService.execute\(ActionContext\)](#)

Constants (CollabJobs v5.0)

Constant Field Values

Contents

[Transact Collaboration Jobs API Reference \(CollabJobs v5.0\)#com.avoka](#)

com.avoka.*

com.avoka.fc.core.service.job.config. [JobDef \(CollabJobs v5.0\)](#)

Modifier and Type	Constant Field	Value
public static final java.lang.String	JobDef (CollabJobs v5.0)#DESCRIPTION	"description"
public static final java.lang.String	JobDef (CollabJobs v5.0)#NAME	"name"
public static final java.lang.String	JobDef (CollabJobs v5.0)#PRE_CONDITION_SUBMISSION_STEP	"Pre Condition Submission Step"

com.avoka.fc.core.service.job.config. [StepDef \(CollabJobs v5.0\)](#)

Modifier and Type	Constant Field	Value
public static final java.lang.String	StepDef (CollabJobs v5.0)#DEFAULT_ROUTE_NAME	"Default"
public static final java.lang.String	StepDef (CollabJobs v5.0)#EXPIRY_ROUTE_NAME	"Expiry"
public static final java.lang.String	StepDef (CollabJobs v5.0)#NEXT_STEP_PREVIOUS_STEP	"##PREVIOUS_STEP"
public static final java.lang.String	StepDef (CollabJobs v5.0)#TYPE_ENDPOINT	"endpoint"
public static final java.lang.String	StepDef (CollabJobs v5.0)#TYPE_START	"start"

com.avoka.fc.core.service.job.impl. [JobActionUtils \(CollabJobs v5.0\)](#)

Modifier and Type	Constant Field	Value
public static final java.lang.String	JobActionUtils (CollabJobs v5.0)#PROPERTY_PROCESS_MESSAGE_EMAIL_MESSAGE_TEMPLATE	"Process Message Email Message Template"
public static final java.lang.String	JobActionUtils (CollabJobs v5.0)#PROPERTY_PROCESS_MESSAGE_EMAIL_SUBJECT_TEMPLATE	"Process Message Email Subject Template"
public static final java.lang.String	JobActionUtils (CollabJobs v5.0)#PROPERTY_PROCESS_MESSAGE_EMAIL_TO	"Process Message Email To"
public static final java.lang.String	JobActionUtils (CollabJobs v5.0)#PROPERTY_PROCESS_MESSAGE_SEND_EMAIL	"Process Message Send Email"
public static final java.lang.String	JobActionUtils (CollabJobs v5.0)#PROPERTY_PROCESS_MESSAGE_SUBMISSION	"Process Message Submission"
public static final java.lang.String	JobActionUtils (CollabJobs v5.0)#PROPERTY_PROCESS_MESSAGE_SUBMISSION_STEP	"Process Message Submission Step"
public static final java.lang.String	JobActionUtils (CollabJobs v5.0)#PROPERTY_PROCESS_MESSAGE_TEXT	"Process Message Text"

com.avoka.fc.core.service.job.impl. [JobFunctions \(CollabJobs v5.0\)](#)

Modifier and Type	Constant Field	Value
public static final java.lang.String	JobFunctions (CollabJobs v5.0)#KEY	"func"

com.avoka.fc.core.service.job.impl. [JobTaskAssignService \(CollabJobs v5.0\)](#)

Modifier and Type	Constant Field	Value
public static final java.lang.String	JobTaskAssignService (CollabJobs v5.0)#PROPERTY_TASK_ADDRESS	"Task Address"
public static final java.lang.String	JobTaskAssignService (CollabJobs v5.0)#PROPERTY_TASK_ATTACHMENTS_PREVIOUS_STEP	"Task Attachments Previous Step"
public static final java.lang.String	JobTaskAssignService (CollabJobs v5.0)#PROPERTY_TASK_ATTACHMENTS_SUBMISSION_STEP	"Task Attachments Submission Step"
public static final java.lang.String	JobTaskAssignService (CollabJobs v5.0)#PROPERTY_TASK_EMAIL_MESSAGE	"Task Email Message"
public static final java.lang.String	JobTaskAssignService (CollabJobs v5.0)#PROPERTY_TASK_EMAIL_SUBJECT	"Task Email Subject"
public static final java.lang.String	JobTaskAssignService (CollabJobs v5.0)#PROPERTY_TASK_EXPIRY	"Task Expiry"
public static final java.lang.String	JobTaskAssignService (CollabJobs v5.0)#PROPERTY_TASK_FORM_CODE	"Task Form Code"
public static final java.lang.String	JobTaskAssignService (CollabJobs v5.0)#PROPERTY_TASK_FORM_VERSION	"Task Form Version"

public static final java.lang.String	JobTaskAssignService (CollabJobs v5.0)#PROPERTY_TASK_FORM_XML_DATA	"Task Form XML Data"
public static final java.lang.String	JobTaskAssignService (CollabJobs v5.0) #PROPERTY_TASK_INPUT_XML_PREFILL	"Task Input XML Prefill"
public static final java.lang.String	JobTaskAssignService (CollabJobs v5.0)#PROPERTY_TASK_LATITUDE	"Task Latitude"
public static final java.lang.String	JobTaskAssignService (CollabJobs v5.0)#PROPERTY_TASK_LONGITUDE	"Task Longitude"
public static final java.lang.String	JobTaskAssignService (CollabJobs v5.0)#PROPERTY_TASK_MENU_CATEGORY	"Task Menu Category"
public static final java.lang.String	JobTaskAssignService (CollabJobs v5.0)#PROPERTY_TASK_MENU_LABEL	"Task Menu Label"
public static final java.lang.String	JobTaskAssignService (CollabJobs v5.0)#PROPERTY_TASK_MESSAGE	"Task Message"
public static final java.lang.String	JobTaskAssignService (CollabJobs v5.0)#PROPERTY_TASK_SEND_EMAIL	"Task Send Email"
public static final java.lang.String	JobTaskAssignService (CollabJobs v5.0)#PROPERTY_TASK_SEQUENCE	"Task Sequence"
public static final java.lang.String	JobTaskAssignService (CollabJobs v5.0)#PROPERTY_TASK_SUBJECT	"Task Subject"

Job Reuse (CollabJobs v5.0)

Important understanding this principle is key to configuring and developing Collaboration Jobs

Collaboration Jobs & Reuse

http://en.wikipedia.org/wiki/Code_reuse

Action Services

These can be reused between jobs and within the the same job by providing different attributes and action properties.

Copying Services

Using common services.

Creating common

Balancing Isolation of services between organisations.

Form Reuse

A collaboration Job may be associated with many forms. The is achieved via the following.

Start Form Code

This technique uses the task

```
{ "name": "Task Form Code", "value": "$func.startFormCode()" }
```

Using Form Properties

The following example stores the name of the form in the

```
{ "name": "Task Assign Group", "value": "$func.formProperty('Initial Review') },
```

Form Bundles (CollabJobs v5.0)

Form Bundles are used to group a number

The features of form bundles have evolved added to Transact over many Transact Versions.

@since 4.1

Authenticated Form Bundles

Share Form Data

@since 4.2

Anonymous Form Bundle

Form Bundle Context

allFormsEditable – enables users to open previously complete forms in a step. This option allows users to reopen any previous forms of their application bundle...

@since 4.3

Dynamic Pre Conditions

Form Chaining

shareExtractData

Job Definition

```
{
  "jobDetails": {
    "name": "Customer Onboarding Job",
    "processSubmitImmediate": true,
    "version": "4.3.0"
  },
  "steps": [
    {
      "name": "Customer Onboarding",
      "type": "start",
      "actions": [
        {
          "name": "Customer Submission",
          "type": "Job Form Start",
          "redirectNext": true
        }
      ],
      "routes": [
        { "name": "Default", "nextStep": "Additional Products" }
      ],
    },
    {
      "name": "Additional Products",
      "type": "",
      "shareExtractData": true,
      "allFormsEditable": true,
      "showPreviousForms": true,
      "redirectNext": true,
      "actions": [
        {
          "name": "Credit Cards Application",
          "type": "Job Task Assign",
          "preCondition": "$formDataMap.productCreditCards == 'true'",
          "redirectNext": true,
          "properties": [
            { "name": "Task Assign Email", "value": "$formDataMap.emailAddress" },
            { "name": "Task Form Code", "value": "onboard-credit-cards" },
            { "name": "Task Message", "value": "Please complete the Credit Card Application form." },
            { "name": "Task Subject", "value": "Complete Credit Card Application" },
            { "name": "Task Input XML Prefill", "value": "$func.startSubmissionXml()" },
            { "name": "Task Type", "value": "Anonymous" }
          ]
        }
      ]
    }
  ]
}
```

```

    },
    {
      "name": "Insurance Application",
      "type": "Job Task Assign",
      "preCondition": "$formDataMap.productInsurance == 'true'",
      "redirectNext": true,
      "properties": [
        { "name": "Task Assign Email", "value": "$formDataMap.emailAddress" },
        { "name": "Task Form Code", "value": "onboard-insurance" },
        { "name": "Task Message", "value": "Please complete the Insurance Application form." },
        { "name": "Task Subject", "value": "Complete Insurance Application" },
        { "name": "Task Input XML Prefill", "value": "$func.startSubmissionXml()" },
        { "name": "Task Type", "value": "Anonymous" }
      ]
    },
  ],
  {
    "name": "Application Confirmation",
    "type": "Job Task Assign",
    "preCondition": "$formDataMap.productInsurance == 'true' || $formDataMap.productCreditCards == 'true'",
    "properties": [
      { "name": "Task Assign Email", "value": "$formDataMap.emailAddress" },
      { "name": "Task Form Code", "value": "onboard-confirmation" },
      { "name": "Task Message", "value": "Please sign to complete Application bundle." },
      { "name": "Task Subject", "value": "Confirm Application Bundle" },
      { "name": "Task Input XML Prefill", "value": "$func.startSubmissionXml()" },
      { "name": "Task Type", "value": "Anonymous" }
    ]
  },
  {
    "name": "Review Wait",
    "type": "Job Task Wait"
  }
],
"routes": [
  { "name": "Default", "nextStep": "Application Delivery" }
]
},
{
  "name": "Application Delivery",
  "type": "",
  "actions": [
    {
      "name": "Application Delivery",
      "type": "Job Delivery",
      "properties": [
        { "name": "Delivery Mode", "value": "All Submissions" }
      ]
    },
  ],
  {
    "name": "Application Delivery Wait",
    "type": "Job Delivery Wait"
  }
],
"routes": [
  { "name": "Default", "nextStep": "Application Completed" }
]
},
{
  "name": "Application Completed",
  "type": "endpoint"
}
]
}

```